




LEA Name: West Chester Area SD

Class: 2

AUN Number: 124159002

County: Chester

**PDE-2028 - FINAL GENERAL FUND BUDGET**  
**Fiscal Year 07/01/2015 - 06/30/2016**

<u>General Fund Budget Approval</u>	
Date of Adoption of the General Fund Budget: 5/27/2015	
 _____ President of the Board - Original Signature Required	<u>5/27/15</u> _____ Date
 _____ Secretary of the Board - Original Signature Required	<u>5-27-2015</u> _____ Date
 _____ Chief School Administrator - Original Signature Required	<u>5-27-15</u> _____ Date
Justin Matys Contact Person	(484) 266-1021 Telephone                      Extension
jmatys@wcasd.net E-mail Address	

Return to: Pennsylvania Department of Education  
Bureau of Budget and Fiscal Management  
Division of Subsidy Data and Administration  
333 Market Street  
Harrisburg, PA 17126-0333

<u>ITEM</u>	<u>AMOUNTS</u>
<b>Estimated Beginning Unreserved Fund Balance Available for Appropriation and Reserves Scheduled For Liquidation During The Fiscal Year</b>	
1 Estimated Beginning Fund Balance - Committed	11,074,172
2 Estimated Beginning Fund Balance - Assigned	0
3 Estimated Beginning Fund Balance - Unassigned	18,886,954
4	0
5	0
6	0
<b>Total Estimated Beginning Unreserved Fund Balance Available for Appropriation and Reserves Scheduled For Liquidation During The Fiscal Year</b>	<b>29,961,126</b>
 <b>Estimated Revenues And Other Financing Sources</b>	
6000 Revenue from Local Sources	182,432,895
7000 Revenue from State Sources	36,653,608
8000 Revenue from Federal Sources	1,464,577
9000 Other Financing Sources	0
<b>Total Estimated Revenues And Other Financing Sources</b>	<b>220,551,080</b>
 <b>Total Estimated Fund Balance, Revenues, and Other Financing Sources Available for Appropriation</b>	 <b>250,512,206</b>

2015-2016 Final General Fund Budget (PDE-2028)

AUN: 124159002 West Chester Area SD

Printed 5/26/2015 10:29:56 AM v2.1

ESTIMATED REVENUES AND OTHER FINANCING SOURCES: DETAIL

Page B-1

<u>FUNCTION</u>	<u>DESCRIPTION</u>	<u>Amounts</u>
<b>REVENUE FROM LOCAL SOURCES</b>		
6111	Current Real Estate Taxes	150,815,539
6112	Interim Real Estate Taxes	1,435,477
6113	Public Utility Realty Tax	200,000
6114	Payments in Lieu of Current Taxes - State / Local Reimbursement	0
6115	Payments in Lieu of Current Taxes - Federal Reimbursement	0
6120	Per Capita Taxes, Section 679	0
6130	Taxpayer Relief Taxes - Proportional Assessments	0
6140	Current Act 511 Taxes - Flat Rate Assessments	0
6150	Current Act 511 Taxes - Proportional Assessments	24,250,096
6160	Non-Real Estate Taxes - First Class Districts Only	0
6400	Delinquencies on Taxes Levied / Assessed by LEA	3,008,800
6500	Earnings on Investments	192,166
6700	Revenues from District Activities	131,500
6800	Revenue from Intermediary Sources / Pass-Through Funds	1,215,754
6910	Rentals	360,000
6920	Contributions/Donations/Grants From Private Sources	0
6940	Tuition from Patrons	458,078
6960	Services Provided Other Local Governmental Units / LEAs	0
6970	Services Provided Other Funds	0
6980	Revenue From Community Service Activities	0
6990	Refunds and Other Miscellaneous Revenue	365,485
	<b>REVENUE FROM LOCAL SOURCES</b>	<b>182,432,895</b>

2015-2016 Final General Fund Budget (PDE-2028)

AUN: 124159002 West Chester Area SD

Printed 5/26/2015 10:29:56 AM v2.1

ESTIMATED REVENUES AND OTHER FINANCING SOURCES: DETAIL

Page B-2

<u>FUNCTION</u>	<u>DESCRIPTION</u>	<u>Amounts</u>
<b>REVENUE FROM STATE SOURCES</b>		
7110	Basic Education Funding (Gross)	7,248,700
7160	Tuition for Orphans and Children Placed in Private Homes	100,019
7170	School Improvement Grants	0
7180	Staff and Program Development	0
7220	Vocational Education	0
7240	Driver Education - Student	0
7250	Migratory Children	0
7260	Workforce Investment Act	0
7271	Special Education Funding for School Aged Pupils	5,489,123
7272	Early Intervention	0
7280	Adult Literacy	0
7292	Pre-K Counts	0
7299	Other Program Subsidies Not Listed in 7200 Series	0
7310	Transportation (Regular and Additional)	3,750,300
7320	Rental and Sinking Fund Payments / Building Reimbursement Subsidy	1,286,959
7330	Health Services (Medical, Dental, Nurse, Act 25)	222,275
7340	State Property Tax Reduction Allocation	3,355,431
7350	Sewage Treatment Operations / Environmental Subsidies	0
7360	Safe Schools	0
7400	Vocational Training of the Unemployed	0
7501	PA Accountability Grants	0
7505	Ready to Learn Block Grant	303,200
7509	Supplemental Equipment Grants	0
7598	Revenue for the Support of Public Schools	0
7599	Other State Revenue Not Listed in the 7500 Series	0
7810	State Share of Social Security and Medicare Taxes	3,409,804
7820	State Share of Retirement Contributions	11,487,797
7900	Revenue for Technology	0
<b>REVENUE FROM STATE SOURCES</b>		<b>36,653,608</b>

2015-2016 Final General Fund Budget (PDE-2028)

AUN: 124159002 West Chester Area SD

Printed 5/26/2015 10:29:57 AM v2.1

ESTIMATED REVENUES AND OTHER FINANCING SOURCES: DETAIL

Page B-3

<u>FUNCTION</u>	<u>DESCRIPTION</u>	<u>Amounts</u>
<b>REVENUE FROM FEDERAL SOURCES</b>		
8110	Payments for Federally Impacted Areas - P.L. 81-874	0
8190	Other Unrestricted Grants-in-Aid Direct from Federal Government	0
8200	Unrestricted Grants-in-Aid from Federal Gov't Through Commonwealth	0
8310	Payments for Federally Impacted Areas - P.L. 81-815	0
8320	Energy Conservation Grants - TA and ECM	0
8390	Other Restricted Grants-in-Aid Directly from Federal Government	0
8511	Grants for IDEA and NCLB Programs not Specified in 8510 series	0
8512	IDEA, Part B	0
8513	IDEA, Section 619	0
8514	NCLB, Title I - Improving the Acad. Achvmnt. of the Disadvantaged	818,846
8515	NCLB, Title II - Prep., Train. & Recruit. High Qual. Teachers & Principals	277,596
8516	NCLB, Title III - Language Instr. for LEP and Immgrant Students	107,785
8517	NCLB, Title IV - 21st Century Schools	0
8518	NCLB, Title V - Promoting Informed Parental Choice And Innovative Programs	0
8519	NCLB, Title VI - Flexibility and Accountability	0
8521	Vocational Education - Operating Expenditures	0
8540	Nutrition Education and Training	0
8560	Federal Block Grants	0
8580	Child Care and Development Block Grants	0
8610	Homeless Assistance Act	0
8620	Adult Basic Education	0
8640	Headstart	0
8660	Workforce Investment Act	0
8690	Other Restricted Federal Grants-in-Aid Through the Commonwealth	0
8731	ARRA - Build America Bonds	0
8732	ARRA-Qualified School Construction Bonds (QSCB)	0
8733	ARRA-Qualified Zone Academy Bonds (QZAB)	0
8810	School-Based Access Medicaid Reimbursement Program (SBAP) (ACCESS)	230,350
8820	Medical Assistance Reimbursement For Administrative Claiming (Quarterly)	30,000
8830	Medical Assistance Reimbursements (ACCESS) - Early Intervention	0
<b>REVENUE FROM FEDERAL SOURCES</b>		<b>1,464,577</b>

<u>FUNCTION</u>	<u>DESCRIPTION</u>	<u>Amounts</u>
<b>OTHER FINANCING SOURCES</b>		
9100	Sale of Bonds	0
9200	Proceeds From Extended Term Financing	0
9320	Special Revenue Fund Transfers	0
9330	Capital Projects Fund Transfers	0
9340	Debt Service Fund Transfers	0
9350	Enterprise Fund Transfers	0
9360	Internal Service Fund Transfers	0
9370	Trust and Agency Fund Transfers	0
9380	Activity Fund Transfers	0
9390	Permanent Fund Transfers	0
9400	Sale or Compensation for Loss of Fixed Assets	0
9500	Capital Contributions	0
9710	Transfers from Component Units	0
9720	Transfers from Primary Governments	0
9800	Intrafund Transfers In	0
9900	Other Financing Sources Not Listed in the 9000 Series	0
	<b>OTHER FINANCING SOURCES</b>	<b>0</b>
<b>TOTAL ESTIMATED REVENUES AND OTHER SOURCES</b>		<b>220,551,080</b>

Act 1 Index (current): 1.9%

Calculation Method:

Revenue

Section 672.1 Method Choice:

(a)(1)

Number of Decimals For Tax Rate Calculation:

4

Approx. Tax Revenue from RE Taxes:

\$150,815,777

Amount of Tax Relief for Homestead Exclusions +

\$3,355,431

Total Approx. Tax Revenue:

\$154,171,208

Approx. Tax Levy for Tax Rate Calculation:

\$159,770,411

Chester

Delaware

Total

	Chester	Delaware	Total
<b>2014-15 Data</b>			
a. Assessed Value	\$7,643,129,000	\$642,497,000	\$8,285,626,000
b. Real Estate Mills	19.2100	13.6500	
<b>I. 2015-16 Data</b>			
c. 2013 STEB Market Value	\$11,841,642,860	\$705,298,494	\$12,546,941,354
d. Assessed Value	\$7,702,002,152	\$645,850,769	\$8,347,852,921
e. Assessed Value of New Constr/ Renov	\$0	\$0	\$0
<b>2014-15 Calculations</b>			
f. 2014-15 Tax Levy (a * b)	\$146,824,508	\$8,770,084	\$155,594,592
<b>2015-16 Calculations</b>			
II. g. Percent of Total Market Value	94.37872%	5.62128%	100.00000%
h. Rebalanced 2014-15 Tax Levy (f Total * g)	\$146,848,184	\$8,746,408	\$155,594,592
i. Base Mills Subject to Index (h / a * 1000) if no reassessment (h / (d-e) * 1000) if reassessment	19.2130	13.6500	
<b>Calculation of Tax Rates and Levies Generated</b>			
j. Weighted Avg. Collection Percentage	96.42029%	96.42029%	96.42029%
k. Tax Levy Needed (Approx. Tax Levy * g)	\$150,789,269	\$8,981,142	\$159,770,411
III. I. 2015-16 Real Estate Tax Rate (k / d * 1000)	19.5779	13.9059	
m. Tax Levy Generated by Mills (l / 1000 * d)	\$150,789,028	\$8,981,136	\$159,770,164
n. Tax Levy minus Tax Relief for Homestead Exclusions (m - Amount of Tax Relief for Homestead Exclusions)			\$156,414,733
o. Net Tax Revenue Generated By Mills (n * Est. Pct. Collection)			\$150,815,539

Act 1 Index (current): 1.9%

Calculation Method:

Revenue

Section 672.1 Method Choice:

(a)(1)

Number of Decimals For Tax Rate Calculation:

4

Approx. Tax Revenue from RE Taxes:

\$150,815,777

Amount of Tax Relief for Homestead Exclusions +

\$3,355,431

Total Approx. Tax Revenue:

\$154,171,208

Approx. Tax Levy for Tax Rate Calculation:

\$159,770,411

Chester

Delaware

Total

	Chester	Delaware	Total
<b>Index Maximums</b>			
p. Maximum Mills Based On Index (i * (1 + Index))	19.5780	13.9093	
q. Mills In Excess of Index if (l > p), (l - p)	0.0000	0.0000	0.0000
r. Maximum Tax Levy Based On Index (p / 1000) * d	\$150,789,798	\$8,983,332	\$159,773,130
IV. s. Millage Rate within Index? (If l > p Then No)	Yes	Yes	
t. Tax Levy In Excess of Index if (m > r), (m - r)	\$0	\$0	\$0
u. Tax Revenue In Excess of Index (t * Est. Pct. Collection)	\$0	\$0	\$0

<b>Information Related to Property Tax Relief</b>			
Assessed Value Exclusion per Homestead	\$6,685	\$9,412	
Number of Homestead/Farmstead Properties	23,846	1,792	25,638
V. Median Assessed Value of Homestead Properties			\$184,410



Act 1 Index (current): 1.9%

Calculation Method: Revenue  
 Number of Decimals For Tax Rate Calculation: 4  
 Approx. Tax Revenue from RE Taxes: \$150,815,777  
 Amount of Tax Relief for Homestead Exclusions + \$3,355,431  
 Total Approx. Tax Revenue: \$154,171,208  
 Approx. Tax Levy for Tax Rate Calculation: \$159,770,411

Section 672.1 Method Choice: (a)(1)

Chester

Delaware

Total

	Chester	Delaware		Total
State Property Tax Reduction Allocation used for: Homestead Exclusions		\$3,355,431	Lowering RE Tax Rate	\$0
Prior Year State Property Tax Reduction Allocation used for: Homestead Exclusions		\$0		\$0
Amount of Tax Relief from State/Local Sources				<u>\$3,355,431</u>

CODE

6111 Current Real Estate Taxes

County Name	Taxable Assessed Value	Real Estate Mills	Tax Levy Generated by Mills	Amount of Tax Relief for Homestead Exclusions	Tax Levy Minus Homestead Exclusions	Percent Collected	Net Tax Revenue Generated By Mills
Chester	7,702,002,152	19.5779	150,789,028			96.42029%	
Delaware	645,850,769	13.9059	8,981,136			96.42029%	
	0		0			0.00000%	
	0		0			0.00000%	
Totals:	8,347,852,921		159,770,164	- 3,355,431	= 156,414,733	X 96.42029%	= 150,815,539
				Rate			Estimated Revenue
6120 <u>Per Capita Taxes, Section 679</u>				0.00			0

6140 Current Act 511 Taxes - Flat Rate Assessments

	Rate	Add'l Rate (if appl.)	Tax Levy	Estimated Revenue
6141 Per Capita Taxes, Act 511	\$0.00	\$0.00	0	0
6142 Occupation Taxes - Flat Rate	\$0.00	\$0.00	0	0
6143 Local Services / Occupational Privilege Taxes	\$0.00	\$0.00	0	0
6144 Trailer Taxes	\$0.00	\$0.00	0	0
6145 Business Privilege Taxes - Flat Rate	\$0.00	\$0.00	0	0
6146 Mechanical Device Taxes - Flat Rate	\$0.00	\$0.00	0	0
6149 Other Flat Rate Assessments	\$0.00	\$0.00	0	0
Total Current Act 511 Taxes - Flat Rate Assessments			0	0

6150 Current Act 511 Taxes - Proportional Assessments

	Rate	Add'l Rate (if appl.)	Tax Levy	Estimated Revenue
6151 Earned Income Taxes, Act 511	0.50%	0.00%	20,646,350	20,646,350
6152 Occupation Taxes - Proportional Rate	0	0	0	0
6153 Real Estate Transfer Taxes	0.50%	0.00%	3,603,746	3,603,746
6154 Amusement Taxes	0.00%	0.00%	0	0
6155 Business Privilege Taxes - Proportional Rate	0	0	0	0
6156 Mechanical Device Taxes - Percentage	0.00%	0.00%	0	0
6157 Mercantile Taxes	0	0	0	0
6159 Other Proportional Assessments	0	0	0	0
Total Current Act 511 Taxes - Proportional Assessments			24,250,096	24,250,096

**Total Act 511, Current Taxes**

Act 511 Tax Limit	---	12,546,941,354	X	12	150,563,296
		Market Value		Mills	(511 Limit)





<u>ITEM</u>		<u>AMOUNTS</u>	
1000	Instruction		
1100	Regular Programs - Elementary/Secondary	89,029,451	
1200	Special Programs - Elementary/Secondary	31,686,192	
1300	Vocational Education	5,985,970	
1400	Other Instructional Programs - Elementary/Secondary	769,060	
1500	Nonpublic School Programs	50,872	
1600	Adult Education Programs	0	
1700	Higher Education Programs	0	
1800	Pre-Kindergarten	0	
	<b>Total 1000 Instruction</b>	<b>127,521,545</b>	
2000	Support Services		
2100	Support Services - Pupil Personnel	8,724,176	
2200	Support Services - Instructional Staff	5,573,653	
2300	Support Services - Administration	10,931,643	
2400	Support Services - Pupil Health	2,132,745	
2500	Support Services - Business	1,879,640	
2600	Operation & Maintenance of Plant Services	17,253,659	
2700	Student Transportation Services	13,616,878	
2800	Support Services - Central	3,270,296	
2900	Other Support Services	207,530	
	<b>Total 2000 Support Services</b>	<b>63,590,220</b>	
3000	Operation of Non-instructional Services		
3100	Food Services	0	
3200	Student Activities	4,806,623	
3300	Community Services	136,035	
3400	Scholarships and Awards	0	
	<b>Total 3000 Operation of Non-instructional Services</b>	<b>4,942,658</b>	
4000	Facilities Acquisition, Construction and Improvement Services		
4000	Facilities Acquisition, Construction and Improvement Services	0	
	<b>Total 4000 Facilities Acquisition, Construction and Improvement</b>	<b>0</b>	
	<b>Total Estimated Expenditures</b>		<b>196,054,423</b>
5000	Other Expenditures and Financing Uses		
5100	Debt Service	20,810,657	
5200	Interfund Transfers - Out	8,857,625	
5300	Transfers Involving Component Units	0	
5500	Special and Extraordinary Items	0	
5900	Budgetary Reserve	0	
	<b>Total Other Financing Uses</b>		<b>29,668,282</b>
	<b>Total Estimated Expenditures and Other Financing Uses</b>		<b>225,722,705</b>
	<b>Appropriation of Prior Year Fund Balance</b>		<b>0</b>
	<b>Total Appropriations</b>		<b>225,722,705</b>
	<b>Ending Committed, Assigned and Unassigned Fund Balance</b>		<b>24,789,501</b>

<u>Function-Object</u>	<u>Description</u>	<u>Amounts</u>
<b>1000</b>	<b>INSTRUCTION</b>	
1100	Regular Programs - Elementary/Secondary	
100	Personnel Services-Salaries	47,446,884
200	Personnel Services-Employee Benefits	27,273,893
300	Purchased Professional & Technical Services	1,691,388
400	Purchased Property Services	397,780
500	Other Purchased Services	9,427,178
600	Supplies	2,462,660
700	Property	222,670
800	Other Objects	106,998
	Total Regular Programs - Elementary/Secondary	89,029,451
1200	Special Programs - Elementary/Secondary	
100	Personnel Services-Salaries	11,784,167
200	Personnel Services-Employee Benefits	6,832,725
300	Purchased Professional & Technical Services	9,893,657
400	Purchased Property Services	3,000
500	Other Purchased Services	2,877,662
600	Supplies	199,997
700	Property	89,200
800	Other Objects	5,784
	Total Special Programs - Elementary/Secondary	31,686,192
1300	Vocational Education	
100	Personnel Services-Salaries	2,035,153
200	Personnel Services-Employee Benefits	1,197,979
300	Purchased Professional & Technical Services	400
400	Purchased Property Services	2,570
500	Other Purchased Services	2,606,201
600	Supplies	114,053
700	Property	28,550
800	Other Objects	1,064
	Total Vocational Education	5,985,970
1400	Other Instructional Programs - Elementary/Secondary	
100	Personnel Services-Salaries	73,500
200	Personnel Services-Employee Benefits	24,616
300	Purchased Professional & Technical Services	475,144
400	Purchased Property Services	34,600
500	Other Purchased Services	158,900
600	Supplies	2,300
700	Property	0
800	Other Objects	0
	Total Other Instructional Programs - Elementary/Secondary	769,060

<u>Function-Object</u>	<u>Description</u>	<u>Amounts</u>
1500	Nonpublic School Programs	
100	Personnel Services-Salaries	0
200	Personnel Services-Employee Benefits	0
300	Purchased Professional & Technical Services	50,872
400	Purchased Property Services	0
500	Other Purchased Services	0
600	Supplies	0
700	Property	0
800	Other Objects	0
	Total Nonpublic School Programs	50,872
1600	Adult Education Programs	
100	Personnel Services-Salaries	0
200	Personnel Services-Employee Benefits	0
300	Purchased Professional & Technical Services	0
400	Purchased Property Services	0
500	Other Purchased Services	0
600	Supplies	0
700	Property	0
800	Other Objects	0
	Total Adult Education Programs	0
1700	Higher Education Programs	
500	Other Purchased Services	0
600	Supplies	0
	Total Higher Education Programs	0
1800	Pre-Kindergarten	
100	Personnel Services-Salaries	0
200	Personnel Services-Employee Benefits	0
300	Purchased Professional & Technical Services	0
400	Purchased Property Services	0
500	Other Purchased Services	0
600	Supplies	0
700	Property	0
800	Other Objects	0
	Total Pre-Kindergarten	0
<b>Total Instruction</b>		<b>127,521,545</b>

<u>Function-Object</u>	<u>Description</u>	<u>Amounts</u>
<b>2000</b>	<b>SUPPORT SERVICES</b>	
2100	Support Services - Pupil Personnel	
100	Personnel Services-Salaries	5,338,183
200	Personnel Services-Employee Benefits	3,120,343
300	Purchased Professional & Technical Services	116,059
400	Purchased Property Services	0
500	Other Purchased Services	38,280
600	Supplies	106,308
700	Property	848
800	Other Objects	4,155
	Total Support Services - Pupil Personnel	8,724,176
2200	Support Services - Instructional Staff	
100	Personnel Services-Salaries	2,835,215
200	Personnel Services-Employee Benefits	2,250,997
300	Purchased Professional & Technical Services	233,882
400	Purchased Property Services	8,764
500	Other Purchased Services	21,250
600	Supplies	199,739
700	Property	13,186
800	Other Objects	10,620
	Total Support Services - Instructional Staff	5,573,653
2300	Support Services - Administration	
100	Personnel Services-Salaries	5,873,860
200	Personnel Services-Employee Benefits	3,456,507
300	Purchased Professional & Technical Services	1,100,945
400	Purchased Property Services	25,639
500	Other Purchased Services	298,002
600	Supplies	123,563
700	Property	19,204
800	Other Objects	33,923
	Total Support Services - Administration	10,931,643
2400	Support Services - Pupil Health	
100	Personnel Services-Salaries	1,302,922
200	Personnel Services-Employee Benefits	766,205
300	Purchased Professional & Technical Services	14,000
400	Purchased Property Services	2,850
500	Other Purchased Services	4,675
600	Supplies	32,818
700	Property	8,900
800	Other Objects	375
	Total Support Services - Pupil Health	2,132,745



<u>Function-Object</u>	<u>Description</u>	<u>Amounts</u>
2500	Support Services - Business	
100	Personnel Services-Salaries	1,020,615
200	Personnel Services-Employee Benefits	617,603
300	Purchased Professional & Technical Services	35,800
400	Purchased Property Services	14,305
500	Other Purchased Services	27,990
600	Supplies	110,702
700	Property	4,700
800	Other Objects	47,925
	Total Support Services - Business	1,879,640
2600	Operation & Maintenance of Plant Services	
100	Personnel Services-Salaries	7,263,874
200	Personnel Services-Employee Benefits	4,158,007
300	Purchased Professional & Technical Services	43,000
400	Purchased Property Services	3,193,657
500	Other Purchased Services	633,921
600	Supplies	1,707,700
700	Property	235,500
800	Other Objects	18,000
	Total Operation & Maintenance of Plant Services	17,253,659
2700	Student Transportation Services	
100	Personnel Services-Salaries	218,744
200	Personnel Services-Employee Benefits	128,807
300	Purchased Professional & Technical Services	20,000
400	Purchased Property Services	3,000
500	Other Purchased Services	13,232,127
600	Supplies	6,500
700	Property	6,500
800	Other Objects	1,200
	Total Student Transportation Services	13,616,878
2800	Support Services - Central	
100	Personnel Services-Salaries	1,624,351
200	Personnel Services-Employee Benefits	949,749
300	Purchased Professional & Technical Services	405,300
400	Purchased Property Services	87,825
500	Other Purchased Services	37,790
600	Supplies	154,281
700	Property	0
800	Other Objects	11,000
	Total Support Services - Central	3,270,296

<u>Function-Object</u>	<u>Description</u>	<u>Amounts</u>
2900	Other Support Services	
100	Personnel Services-Salaries	0
200	Personnel Services-Employee Benefits	0
300	Purchased Professional & Technical Services	0
400	Purchased Property Services	0
500	Other Purchased Services	125,729
600	Supplies	0
700	Property	0
800	Other Objects	81,801
	Total Other Support Services	207,530
<b>Total Support Services</b>		<b>63,590,220</b>
<b>3000</b>	<b>OPERATION OF NON-INSTRUCTIONAL SERVICES</b>	
3100	Food Services	
100	Personnel Services-Salaries	0
200	Personnel Services-Employee Benefits	0
300	Purchased Professional & Technical Services	0
400	Purchased Property Services	0
500	Other Purchased Services	0
600	Supplies	0
700	Property	0
800	Other Objects	0
	Total Food Services	0
3200	Student Activities	
100	Personnel Services-Salaries	2,696,183
200	Personnel Services-Employee Benefits	1,063,975
300	Purchased Professional & Technical Services	198,601
400	Purchased Property Services	141,752
500	Other Purchased Services	447,572
600	Supplies	154,054
700	Property	10,875
800	Other Objects	93,611
	Total Student Activities	4,806,623

<u>Function-Object</u>	<u>Description</u>	<u>Amounts</u>
3300	Community Services	
100	Personnel Services-Salaries	1,000
200	Personnel Services-Employee Benefits	335
300	Purchased Professional & Technical Services	125,500
400	Purchased Property Services	0
500	Other Purchased Services	500
600	Supplies	8,700
700	Property	0
800	Other Objects	0
	Total Community Services	136,035
3400	Scholarships and Awards	
100	Personnel Services-Salaries	0
200	Personnel Services-Employee Benefits	0
300	Purchased Professional & Technical Services	0
400	Purchased Property Services	0
500	Other Purchased Services	0
600	Supplies	0
700	Property	0
800	Other Objects	0
	Total Scholarships and Awards	0
	<b>Total Operation of Non-instructional Services</b>	<b>4,942,658</b>
<b>4000</b>	<b>FACILITIES ACQUISITION, CONSTRUCTION AND IMPROVEMENT</b>	
4000	Facilities Acquisition, Construction and Improvement Services	
100	Personnel Services-Salaries	0
200	Personnel Services-Employee Benefits	0
300	Purchased Professional & Technical Services	0
400	Purchased Property Services	0
500	Other Purchased Services	0
600	Supplies	0
700	Property	0
	<b>Total Facilities Acquisition, Construction and Improvement Services</b>	<b>0</b>
<b>5000</b>	<b>OTHER EXPENDITURES AND FINANCING USES</b>	
5100	Debt Service	
800	Other Objects	11,014,657
900	Other Uses of Funds	9,796,000
	Total Debt Service	20,810,657
5200	Interfund Transfers - Out	
900	Other Uses of Funds	8,857,625
	Total Interfund Transfers - Out	8,857,625

<u>Function-Object</u>	<u>Description</u>	<u>Amounts</u>
5300	Transfers Involving Component Units	
900	Other Uses of Funds	0
	Total Transfers Involving Component Units	0
5500	Special and Extraordinary Items	
800	Other Objects	0
900	Other Uses of Funds	0
	Total Special and Extraordinary Items	0
5900	Budgetary Reserve	
800	Other Objects	0
	Total Budgetary Reserve	0
	<b>Total Other Expenditures and Financing Uses</b>	<b>29,668,282</b>
<b>TOTAL EXPENDITURES</b>		<b>225,722,705</b>

	<u>06/30/2015 Estimate</u>	<u>06/30/2016 Projection</u>
<b><u>CASH AND SHORT-TERM INVESTMENTS</u></b>		
General Fund	29,877,694	24,789,501
Special Revenue Fund		
Athletic/School-Sponsored Extra Curricular Activities	0	0
Other Comptroller-Approved Special Revenue Fund	0	0
Capital Projects Fund		
Capital Reserve Fund - §690	0	0
Capital Reserve Fund - §1431	21,631,399	26,099,383
Capital Projects Fund – Other	0	0
Debt Service Fund	0	0
Enterprise Fund (Food Service, Child Care)	0	0
Internal Service Fund	0	0
Fiduciary Trust Fund (Investment, Pension)	0	0
Agency Fund	0	0
<b>Total Cash and Short-Term Investments</b>	<b>51,509,093</b>	<b>50,888,884</b>
<b><u>LONG-TERM INVESTMENTS</u></b>		
General Fund	0	0
Special Revenue Fund		
Athletic/School-Sponsored Extra Curricular Activities	0	0
Other Comptroller-Approved Special Revenue Fund	0	0
Capital Projects Fund		
Capital Reserve Fund - §690	0	0
Capital Reserve Fund - §1431	0	0
Capital Projects Fund – Other	0	0
Debt Service Fund	0	0
Enterprise Fund (Food Service, Child Care)	0	0
Internal Service Fund	0	0
Fiduciary Trust Fund (Investment, Pension)	0	0
Agency Fund	0	0
<b>Total Long-Term Investments</b>	<b>0</b>	<b>0</b>
<b>TOTAL CASH AND INVESTMENTS</b>	<b>51,509,093</b>	<b>50,888,884</b>

	<u>06/30/2015 Estimate</u>	<u>06/30/2016 Projection</u>
<b><u>LONG-TERM INDEBTEDNESS</u></b>		
Extended Term Financing Agreements Payable	0	0
Other Long-Term Liabilities	0	0
Bonds Payable	271,986,000	272,160,000
Lease-Purchase Obligations	0	0
Accumulated Compensated Absences	0	0
Authority Lease Obligations	0	0
TOTAL LONG-TERM INDEBTEDNESS	271,986,000	272,160,000
<b><u>SHORT-TERM PAYABLES</u></b>		
General Fund	0	0
Other Funds	0	0
TOTAL SHORT-TERM PAYABLES	0	0
<b>TOTAL INDEBTEDNESS</b>	<b><u>271,986,000</u></b>	<b><u>272,160,000</u></b>

2015-2016 Final General Fund Budget (PDE-2028)

AUN: 124159002 West Chester Area SD

Printed 5/26/2015 10:30:41 AM v2.1

Fund Balance Summary (FBS)

Page J-1

<b>Account</b>	<b>Description</b>	<b>Amounts</b>
0830	Estimated Ending Committed Fund Balance <i>Explanation: Committed for health care stabilization, PSERS and athletics</i>	8,092,972
0840	Estimated Ending Assigned Fund Balance	0
0850	Estimated Ending Unassigned Fund Balance <i>Explanation: Carried over for future years</i>	16,696,529
	<b>Total Ending Fund Balance - Committed, Assigned, and Unassigned</b>	<b>24,789,501</b>
5900	<b>Budgetary Reserve</b>	<b>0</b>
	<b>Total Estimated Ending Committed, Assigned, and Unassigned Fund Balance and Budgetary Reserve</b>	<b>24,789,501</b>
	<b>Estimated Ending Nonspendable and Restricted Fund Balances Not Scheduled for Liquidation</b>	<b>0</b>