

LEA Name : West Chester Area SD
Address : 829 Paoli Pike
West Chester , PA 19380

County : Chester
AUN Number : 124159002
LEA Type : SD


Annual Financial Report Accuracy Certification Statement

For Fiscal Year Ending
6/30/2015

Pennsylvania Department of Education
&
Office of Comptroller Operations

PDE-2056: Intermediate Unit
PDE-2057: School District, AVTS/CTC, Charter School,
and Special Program Jointure


CERTIFICATION: By signing this page I agree that the electronic data submitted is a complete and accurate statement of the financial operations and status of the local education agency for the fiscal year. It has been prepared in accordance with generally accepted accounting principles and established Commonwealth of PA reporting guidelines.



Chief School Administrator Signature

12-3-15

Date



Board Secretary Signature

12/3/15

Date

Justin Matys

Contact Person

(484)266-1021 Ext :

Contact Person Telephone Number

jmatys@wcasd.net

Contact Person E-mail Address

Contact Person Fax Number

Audit Certification
Annual Financial Report:
For Fiscal Year Ending **6/30/2015**
(Pursuant to PA School Code Section 218(b))

LEA Name : West Chester Area SD
AUN Number : 124159002
County : Chester

Audit Certification Due: 12/31/2015

This certification is applicable to:

Indicate if the school audit was completed prior to submission of this form

Orig. Annual Financial Report submitted to
Comptroller Operations: _____
Date

Yes, audit has been completed

No, audit has not been completed

Annual Financial Report revisions submitted on: _____
Date

Auditing Firm:

Auditor Contact Name: Steve Kutsuflakis, CPA

Auditor Phone: 302-468-4008


Auditor E-mail: skutsuflakis@btcpa.com

Barbacane, Thornton & Company LLP

CERTIFICATION: By signing this page I agree that the financial statements of the school have been properly audited as noted above pursuant to Article XXIV, and in the auditor's professional opinion, the Annual Financial Report (PDE-2057) submitted on the date referenced is materially consistent with the audited financial statements.

Chief School Administrator

Board Secretary



Signature

12-8-15

Date



Signature

12/8/15

Date

Justin Matys

(484)266-1021 Ext :

Contact Person

Contact Person Telephone Number

jmatys@wcasd.net

Contact Person E-mail Address

Contact Person Fax Number

Amounts Expressed in Whole Dollars	<u>General Fund</u> <u>(10)</u>	<u>Public Purpose</u> <u>Trust</u> <u>(27)</u>	<u>Other Compt</u> <u>Approved</u> <u>(28)</u>	<u>Athletic / Activity</u> <u>(29)</u>	<u>Capital Reserve</u> <u>(690, 1850)</u> <u>(31)</u>	<u>Capital Reserve</u> <u>(1431)</u> <u>(32)</u>	<u>Other Capital</u> <u>Projects Fund</u> <u>(39)</u>
Assets And Deferred Outflows Of Resources							
Assets							
0100 Cash and Cash Equivalents	11,269,373					12,170,346	
0110 Investments	34,241,175					9,883,954	158,329
0120 Taxes Receivable	3,651,985						
0130 Due From Other Funds						340,351	
0141 Due From Other Governments	3,557,838						
0142 State Revenue Receivable							
0143 Federal Revenue Receivable							
0145 Other Intergovernmental Revenue Receivable							
0146 Due from Primary Government							
0147 Due from Component Unit							
0150 Other Receivables	811,606					3,177	
0170 Inventories							
0180 Prepaid Expenses (Expenditures)	4,128,770					285,000	
0190 Other Current Assets							
Total Assets	57,660,747					22,682,828	158,329
0910 Deferred Outflows of Resources							
Total Assets And Deferred Outflows Of Resources	57,660,747					22,682,828	158,329

Amounts Expressed in Whole Dollars	<u>Debt Service</u> <u>(40)</u>	<u>Permanent</u> <u>(90)</u>	<u>Total Governmental</u> <u>Funds</u>
Assets And Deferred Outflows Of Resources			
Assets			
0100 Cash and Cash Equivalents			23,439,719
0110 Investments			44,283,458
0120 Taxes Receivable			3,651,985
0130 Due From Other Funds			340,351
0141 Due From Other Governments			3,557,838
0142 State Revenue Receivable			
0143 Federal Revenue Receivable			
0145 Other Intergovernmental Revenue Receivable			
0146 Due from Primary Government			
0147 Due from Component Unit			
0150 Other Receivables			814,783
0170 Inventories			
0180 Prepaid Expenses (Expenditures)			4,413,770
0190 Other Current Assets			
Total Assets			80,501,904
0910 Deferred Outflows of Resources			
Total Assets And Deferred Outflows Of Resources			80,501,904

Amounts Expressed in Whole Dollars	<u>General Fund</u> <u>(10)</u>	<u>Public Purpose</u> <u>Trust</u> <u>(27)</u>	<u>Other Compt</u> <u>Approved</u> <u>(28)</u>	<u>Athletic / Activity</u> <u>(29)</u>	<u>Capital Reserve</u> <u>(690, 1850)</u> <u>(31)</u>	<u>Capital Reserve</u> <u>(1431)</u> <u>(32)</u>	<u>Other Capital</u> <u>Projects Fund</u> <u>(39)</u>
Liabilities And Deferred Inflows Of Resources And Fund Balances							
Liabilities							
0400 Due to Other Funds	156						340,686
0411 Due to Other Governments							
0412 Due to Primary Government							
0413 Due to Component Unit							
0420 Accounts Payable	3,967,111					479,528	3,268,819
0430 Contracts Payable							
0440 Current Portion of Long-Term Debt							
0450 Short-Term Payables							
0461 Accrued Salaries and Benefits							
0462 Payroll Deductions and Withholding	19,694,793						
0480 Unearned Revenues	105,440						
0490 Other Current Liabilities							
Total Liabilities	23,767,500					479,528	3,609,505
0950 Deferred Inflows of Resources	2,227,688						
Fund Balances							
0810 Nonspendable Fund Balance	4,128,770						
0820 Restricted Fund Balance						22,203,300	(3,451,176)
0830 Committed Fund Balance	7,016,442						
0840 Assigned Fund Balance	5,762,126						
0850 Unassigned Fund Balance	14,758,221						
Total Fund Balances	31,665,559					22,203,300	(3,451,176)
Total Liabilities, Deferred Inflows Of Resources And Fund Balances	57,660,747					22,682,828	158,329

Amounts Expressed in Whole Dollars	<u>Debt Service</u> <u>(40)</u>	<u>Permanent</u> <u>(90)</u>	<u>Total Governmental</u> <u>Funds</u>
Liabilities And Deferred Inflows Of Resources And Fund Balances			
Liabilities			
0400 Due to Other Funds			340,842
0411 Due to Other Governments			
0412 Due to Primary Government			
0413 Due to Component Unit			
0420 Accounts Payable			7,715,458
0430 Contracts Payable			
0440 Current Portion of Long-Term Debt			
0450 Short-Term Payables			
0461 Accrued Salaries and Benefits			
0462 Payroll Deductions and Withholding			19,694,793
0480 Unearned Revenues			105,440
0490 Other Current Liabilities			
Total Liabilities			27,856,533
0950 Deferred Inflows of Resources			2,227,688
Fund Balances			
0810 Nonspendable Fund Balance			4,128,770
0820 Restricted Fund Balance			18,752,124
0830 Committed Fund Balance			7,016,442
0840 Assigned Fund Balance			5,762,126
0850 Unassigned Fund Balance			14,758,221
Total Fund Balances			50,417,683
Total Liabilities, Deferred Inflows Of Resources And Fund Balances			80,501,904

Amounts Expressed in Whole Dollars	<u>General Fund</u> <u>(10)</u>	<u>Public Purpose Trust</u> <u>(27)</u>	<u>Other Compt Approved</u> <u>(28)</u>	<u>Athletic / Activity</u> <u>(29)</u>	<u>Capital Reserve (690.</u> <u>1850)</u> <u>(31)</u>
Revenues					
6000 Revenue from Local Sources	178,016,542				
7000 Revenue from State Sources	34,209,926				
8000 Revenue from Federal Sources	1,744,067				
Total Revenues	213,970,535				
Expenditures					
1000 Instruction	122,147,058				
2000 Support Services	59,062,297				
3000 Operation of Non-Instructional Services	4,610,182				
4000 Facilities Acquisition, Construction and Improvement Services					
5110 Debt Service	21,163,869				
5130 Refund of Prior Year Revenues / Receipts	82,898				
5140 Short-Term Borrowing – Interest and Costs					
Total Expenditures	207,066,304				
Excess (Deficiency) Of Revenues Over Expenditures	6,904,231				
Other Financing Sources (Uses)					
9110 Face Value of Bonds Issued					
9120 Proceeds from Refunding of Bonds					
9130 Bond Premiums					
9200 Proceeds from Extended-Term Financing					
9300 Interfund Transfers - IN					
9400 Sale of or Compensation for Loss of Fixed Assets					
9710 Transfers from Component Units					
9720 Transfers from Primary Governments					
9910 Other Financing Sources Not Listed in the 9000 Series					
9990 Insurance Recoveries					
5120 Debt Service – Refunded Bonds					
5150 Bond Discounts					
5200 Interfund Transfers – Out	8,589,744				
5300 Transfers Out to Component Units/Primary Governments					
Total Other Financing Sources (Uses)	(8,589,744)				

Amounts Expressed in Whole Dollars	<u>Capital Reserve (1431)</u> <u>(32)</u>	<u>Other Capital Projects</u> <u>Fund</u> <u>(39)</u>	<u>Debt Service</u> <u>(40)</u>	<u>Permanent</u> <u>(90)</u>	<u>Total Governmental</u> <u>Funds</u>
Revenues					
6000 Revenue from Local Sources	92,792				178,109,334
7000 Revenue from State Sources					34,209,926
8000 Revenue from Federal Sources					1,744,067
Total Revenues	92,792				214,063,327
Expenditures					
1000 Instruction					122,147,058
2000 Support Services	2,565,404	56,166	220,545		61,904,412
3000 Operation of Non-Instructional Services					4,610,182
4000 Facilities Acquisition, Construction and Improvement Services	1,681,366	11,827,773			13,509,139
5110 Debt Service					21,163,869
5130 Refund of Prior Year Revenues / Receipts					82,898
5140 Short-Term Borrowing – Interest and Costs					
Total Expenditures	4,246,770	11,883,939	220,545		223,417,558
Excess (Deficiency) Of Revenues Over Expenditures	(4,153,978)	(11,883,939)	(220,545)		(9,354,231)
Other Financing Sources (Uses)					
9110 Face Value of Bonds Issued					
9120 Proceeds from Refunding of Bonds			65,485,000		65,485,000
9130 Bond Premiums			5,861,632		5,861,632
9200 Proceeds from Extended-Term Financing					
9300 Interfund Transfers - IN	8,589,744	56,166			8,645,910
9400 Sale of or Compensation for Loss of Fixed Assets					
9710 Transfers from Component Units					
9720 Transfers from Primary Governments					
9910 Other Financing Sources Not Listed in the 9000 Series	94,983				94,983
9990 Insurance Recoveries					
5120 Debt Service – Refunded Bonds			71,069,921		71,069,921
5150 Bond Discounts					
5200 Interfund Transfers – Out			56,166		8,645,910
5300 Transfers Out to Component Units/Primary Governments					
Total Other Financing Sources (Uses)	8,684,727	56,166	220,545		371,694

Amounts Expressed in Whole Dollars	<u>General Fund</u> <u>(10)</u>	<u>Public Purpose Trust</u> <u>(27)</u>	<u>Other Compt Approved</u> <u>(28)</u>	<u>Athletic / Activity</u> <u>(29)</u>	<u>Capital Reserve</u> <u>(690.</u> <u>1850)</u> <u>(31)</u>
Special And Extraordinary Items					
9920 Special Items – Gains					
9930 Extraordinary Items – Gains					
5520 Special Items – Losses					
5530 Extraordinary Items – Losses					
Net Change In Fund Balances	(1,685,513)				
Fund Balance					
0001 Fund Balance - Beginning of Fiscal Year	33,351,072				
Fund Balance - End Of Year	31,665,559				

Amounts Expressed in Whole Dollars	<u>Capital Reserve (1431)</u> <u>(32)</u>	<u>Other Capital Projects</u> <u>Fund</u> <u>(39)</u>	<u>Debt Service</u> <u>(40)</u>	<u>Permanent</u> <u>(90)</u>	<u>Total Governmental</u> <u>Funds</u>
Special And Extraordinary Items					
9920 Special Items – Gains					
9930 Extraordinary Items – Gains					
5520 Special Items – Losses					
5530 Extraordinary Items – Losses					
Net Change In Fund Balances	4,530,749	(11,827,773)			(8,982,537)
Fund Balance					
0001 Fund Balance - Beginning of Fiscal Year	17,672,551	8,376,597			59,400,220
Fund Balance - End Of Year	22,203,300	(3,451,176)			50,417,683

Amounts Expressed in Whole Dollars	<u>Food Service</u> <u>(51)</u>	<u>Child Care</u> <u>Operations</u> <u>(52)</u>	<u>Other Enterprise</u> <u>Funds</u> <u>(58)</u>	<u>TOTAL</u>	<u>Internal Service</u> <u>(60)</u>
Assets And Deferred Outflows Of Resources					
Current Assets					
0100 Cash and Cash Equivalents	85,862			85,862	
0110 Investments	1,145,875			1,145,875	
0130 Due From Other Funds	492			492	
0141 Due From Other Governments	42,988			42,988	
0142 State Revenue Receivable					
0143 Federal Revenue Receivable					
0146 Due from Primary Government					
0147 Due from Component Unit					
0150 Other Receivables	197,034			197,034	
0170 Inventories	15,646			15,646	
0180 Prepaid Expenses (Expenditures)					
0190 Other Current Assets					
Total Current Assets	1,487,897			1,487,897	
Noncurrent Assets					
0211 Land					
0212 Site Improvements (Net)					
0220 Buildings and Building Improvements (Net)					
0230 Machinery, Equipment and Furniture (Net)	297,638			297,638	
0250 Construction in Progress					
0260 Long Term Prepayments					
0290 Other Noncurrent Assets					
Total Noncurrent Assets	297,638			297,638	
0910 Deferred Outflows of Resources					
Total Assets And Deferred Outflows Of Resources	1,785,535			1,785,535	

Amounts Expressed in Whole Dollars	<u>Food Service</u> <u>(51)</u>	<u>Child Care</u> <u>Operations</u> <u>(52)</u>	<u>Other Enterprise</u> <u>Funds</u> <u>(58)</u>	<u>TOTAL</u>	<u>Internal Service</u> <u>(60)</u>
Liabilities And Deferred Inflows Of Resources And Net Position					
Current Liabilities					
0400 Due to Other Funds					
0411 Due to Other Governments					
0413 Due to Component Unit					
0420 Accounts Payable	229,623			229,623	
0430 Contracts Payable					
0440 Current Portion of Long-Term Debt					
0450 Short-Term Payables					
0461 Accrued Salaries and Benefits					
0462 Payroll Deductions and Withholding					
0480 Unearned Revenues	147,735			147,735	
0490 Other Current Liabilities					
Total Current Liabilities	377,358			377,358	
Noncurrent Liabilities					
0510 Bonds Payable					
0520 Extended-Term Financing Agreements Payable					
0530 Lease-Purchase Obligations					
0540 Accumulated Compensated Absences					
0550 Authority Lease Obligations					
0599 Other Long-Term Liabilities					
Total Noncurrent Liabilities					
Total Liabilities	377,358			377,358	
0950 Deferred Inflows of Resources					
Net Position					
0791 Invested in Capital Assets, Net of Related Debt	297,638			297,638	
0008 Restricted Net Position (0792 – 0798)					
0799 Unrestricted Net Position	1,110,539			1,110,539	
Total Net Position	1,408,177			1,408,177	
Total Liabilities And Deferred Inflows Of Resources And Net Position	1,785,535			1,785,535	

Amounts Expressed in Whole Dollars	<u>Food Service</u> <u>(51)</u>	<u>Child Care Operations</u> <u>(52)</u>	<u>Other Enterprise Funds</u> <u>(58)</u>	<u>TOTAL</u>	<u>Internal Service</u> <u>(60)</u>
Operating Revenues					
6600 Food Service Revenue	2,335,418			2,335,418	
0071 Charges for Services					
0072 Other Operating Revenue					
Total Operating Revenues	2,335,418			2,335,418	
Operating Expenses					
100 Personnel Services – Salaries					
200 Personnel Services – Employee Benefits					
300 Purchased Professional and Technical Services					
400 Purchased Property Services					
500 Other Purchased Services	3,004,924			3,004,924	
600 Supplies	124,927			124,927	
740 Depreciation	38,807			38,807	
810 Dues and Fees	11,867			11,867	
890 Miscellaneous Expenditures	1,508			1,508	
Total Operating Expenses	3,182,033			3,182,033	
Operating Income (Loss)	(846,615)			(846,615)	
Non Operating Revenues (Expenses)					
6500 Earnings on Investments	1,111			1,111	
6920 Contributions and Donations from Private Sources	1,107			1,107	
6930 Gains or Losses on Sale of Fixed Assets	1,500			1,500	
6991 Refunds of a Prior Year Expenditure					
7000 Revenue from State Sources	70,075			70,075	
8000 Revenue from Federal Sources	868,408			868,408	
820 Claims and Judgments Against the LEA					
830 Interest					
TOTAL Non Operating Revenues (Expenses)	942,201			942,201	
Income (Loss) Before Contributions And Transfers	95,586			95,586	

Amounts Expressed in Whole Dollars	<u>Food Service</u> (51)	<u>Child Care Operations</u> (52)	<u>Other Enterprise Funds</u> (58)	<u>TOTAL</u>	<u>Internal Service</u> (60)
Contributions And Transfers					
5200 Interfund Transfers – Out					
5300 Transfers Out to Component Units/Primary Governments					
9300 Interfund Transfers - IN					
9500 Capital Contributions					
9700 Transfers IN From Component Units/Primary Governments					
Change In Net Position	95,586			95,586	
0002 Net Position - Beginning of Fiscal Year	1,312,591			1,312,591	
0003 Accounting Changes / Residual Equity Transfers					
Net Position - End Of Year	1,408,177			1,408,177	

Amounts Expressed in Whole Dollars	<u>Food Service</u> <u>(51)</u>	<u>Child Care Operations</u> <u>(52)</u>	<u>Other Enterprise Funds</u> <u>(58)</u>	<u>TOTAL</u>	<u>Internal Service(60)</u>
Cash Flows From Operating Activities					
0011 Cash Received From Users	2,187,152			2,187,152	
0012 Cash Received From Assessments Made to Other Funds					
0013 Cash Received From Earnings on Investments					
0014 Cash Received From Other Operating Revenue					
0015 Cash Payments to Employees For Services					
0016 Cash Payments For Insurance Claims					
0017 Cash Payments to Suppliers For Goods and Services	3,212,407			3,212,407	
0018 Cash Payments For Other Operating Expenses					
Net Cash Provided By (Used For) Operating Activities	(1,025,255)			(1,025,255)	
Cash Flows From Non-Capital Financing Activities					
0021 Local Sources - 6000	1,107			1,107	
0022 State Sources - 7000	69,857			69,857	
0023 Federal Sources -8000	744,153			744,153	
0024 Notes and Loans Received (Repaid)					
0025 Interest Paid on Notes/Loans - 5100-830					
0026 Operating Transfers In (Out)/Residual Equity Trans					
0027 Operating Transfers In (Out) Primary Government / Comp Unit					
0028 Refund of Prior Year Expenditures - 6991					
Net Cash Prov By (Used for) Non-Capital Financing Activities	815,117			815,117	
Cash Flows From Capital and Related Financing Activities					
0031 Fac Acq, Const, and Imp - 4000	(112,121)			(112,121)	
0032 Gain / (Loss) on Sale of Fixed Assets - 6930	1,500			1,500	
0033 Proceeds From Extended Term Financing - 9200					
0034 Principal Paid on Financing Agreements					
0035 Interest Paid on Financing Agreements - 5100-830					
0036 (Inc) Dec in Contributed Capital					
Net Cash Prov By (Used for) Capital and Related Financing Activities	(110,621)			(110,621)	
Cash Flows From Investing Activities					
0041 Earnings on Investments - 6500	1,111			1,111	
0042 Purchase of Inv Securities / Deposits to Inv Pools	261,979			261,979	
0043 Withdrawals from Investment Pools					
0044 Proceeds from Sale and Maturity of Inv Securities					
0045 Loans Received (Paid)					
Net Cash Prov By (Used for) Investing Activities	263,090			263,090	

	<u>Food Service</u> <u>(51)</u>	<u>Child Care Operations</u> <u>(52)</u>	<u>Other Enterprise Funds</u> <u>(58)</u>	<u>TOTAL</u>	<u>Internal Service</u> <u>(60)</u>
Net Increase (Decrease) in Cash Flows	(57,669)			(57,669)	
0004 Cash and Cash Equivalents Beginning of Year	143,531			143,531	
Cash and Cash Equivalents at Year End	85,862			85,862	
<hr/>					
0005 Operating Income (Loss) per REP	(846,615)			(846,615)	
Adjustments					
0051 Depreciation and Net Amortization	38,807			38,807	
0052 Provision for Uncollectible Accounts					
0053 Other Adjustments	124,927			124,927	
0054 (Inc) Dec In Accounts Receivable (0120-0150)	(192,991)			(192,991)	
0055 Advances to Other Funds (0160)					
0056 (Inc) Dec in Inventories (0170)					
0057 (Inc) Dec in Prepaid Expenses (0180)					
0058 (Inc) Dec in Other Current or Noncurrent Assets	(12,762)			(12,762)	
0059 Inc (Dec) in Accounts Payable (0400-0450)	(181,346)			(181,346)	
0060 Inc (Dec) in Accrued Salaries/Benefits (0461)					
0061 Inc (Dec) in Payroll Deductions/Withholding (0462)					
0062 Inc (Dec) in Unearned Revenue (0480)	44,725			44,725	
0063 Inc (Dec) in Other Current or Noncurrent Liabilities					
Total Adjustments	(178,640)			(178,640)	
Cash Provided By (Used for) Total	(1,025,255)			(1,025,255)	

COMBINED STATEMENT OF CASH FLOWS
SCHEDULE OF NONCASH INVESTING, CAPITAL, AND FINANCING ACTIVITIES

Explanation of Transaction and Balance Sheet Effect	Amount
Total	

LEA : 124159002 West Chester Area SD

Printed 12/10/2015 8:24:41 AM

Amounts Expressed in Whole Dollars

	<u>Private Purpose Trust</u> <u>(71)</u>	<u>Investment Trust</u> <u>(72)</u>	<u>Pension Trust</u> <u>(73)</u>	<u>Activity</u> <u>(81)</u>	<u>Other Agency</u> <u>(89)</u>
Assets And Deferred Outflows Of Resources					
Assets					
0100 Cash and Cash Equivalents	496,915			422,327	88,254
0110 Investments					
0130 Due From Other Funds					
0147 Due from Component Unit					
0150 Other Receivables					
0170 Inventories					
0180 Prepaid Expenses (Expenditures)					
0190 Other Current Assets					
0220 Buildings and Building Improvements (Net)					
0230 Machinery, Equipment and Furniture (Net)					
Total Assets	496,915			422,327	88,254
0910 Deferred Outflows of Resources					
Total Assets And Deferred Outflows Of Resources	496,915			422,327	88,254

LEA : 124159002 West Chester Area SD

Printed 12/10/2015 8:24:41 AM

Amounts Expressed in Whole Dollars

<u>Discrete Component</u>	<u>Discrete Component</u>	<u>Total Fiduciary Funds</u>
<u>Units</u>	<u>Units</u>	
<u>(98)</u>	<u>(99)</u>	

Assets And Deferred Outflows Of Resources

Assets

0100 Cash and Cash Equivalents			1,007,496
0110 Investments			
0130 Due From Other Funds			
0147 Due from Component Unit			
0150 Other Receivables			
0170 Inventories			
0180 Prepaid Expenses (Expenditures)			
0190 Other Current Assets			
0220 Buildings and Building Improvements (Net)			
0230 Machinery, Equipment and Furniture (Net)			

Total Assets			1,007,496
---------------------	--	--	------------------

0910 Deferred Outflows of Resources

Total Assets And Deferred Outflows Of Resources			1,007,496
--	--	--	------------------

LEA : 124159002 West Chester Area SD

Printed 12/10/2015 8:24:41 AM

Amounts Expressed in Whole Dollars	<u>Private Purpose Trust</u> (71)	<u>Investment Trust</u> (72)	<u>Pension Trust</u> (73)	<u>Activity</u> (81)	<u>Other Agency</u> (89)
Liabilities, Deferred Inflows Of Resources And Net Position					
Liabilities					
0400 Due to Other Funds					
0411 Due to Other Governments					
0412 Due to Primary Government					
0413 Due to Component Unit					
0420 Accounts Payable					
0430 Contracts Payable					
0450 Short-Term Payables					
0461 Accrued Salaries and Benefits					
0462 Payroll Deductions and Withholding					
0480 Unearned Revenues					
0490 Other Current Liabilities				422,327	88,254
Total Liabilities				422,327	88,254
0950 Deferred Inflows of Resources					
Net Position					
0791 Invested in Capital Assets, Net of Related Debt					
0009 Restricted Net Position (0792 – 0798)	496,915				
0799 Unrestricted Net Position					
Total Net Position	496,915				
Total Liabilities, Deferred Inflows Of Resources And Net Position	496,915			422,327	88,254

LEA : 124159002 West Chester Area SD

Printed 12/10/2015 8:24:41 AM

Amounts Expressed in Whole Dollars	<u>Discrete Component</u> <u>Units</u> <u>(98)</u>	<u>Discrete Component</u> <u>Units</u> <u>(99)</u>	<u>Total Fiduciary Funds</u>
Liabilities, Deferred Inflows Of Resources And Net Position			
Liabilities			
0400 Due to Other Funds			
0411 Due to Other Governments			
0412 Due to Primary Government			
0413 Due to Component Unit			
0420 Accounts Payable			
0430 Contracts Payable			
0450 Short-Term Payables			
0461 Accrued Salaries and Benefits			
0462 Payroll Deductions and Withholding			
0480 Unearned Revenues			
0490 Other Current Liabilities			510,581
Total Liabilities			510,581
0950 Deferred Inflows of Resources			
Net Position			
0791 Invested in Capital Assets, Net of Related Debt			
0009 Restricted Net Position (0792 – 0798)			496,915
0799 Unrestricted Net Position			
Total Net Position			496,915
Total Liabilities, Deferred Inflows Of Resources And Net Position			1,007,496

Amounts Expressed in Whole Dollars	<u>Private Purpose Trust</u> <u>(71)</u>	<u>Investment Trust</u> <u>(72)</u>	<u>Pension Trust</u> <u>(73)</u>	<u>Discrete Component</u> <u>Units</u> <u>(98)</u>	<u>Discrete Component</u> <u>Units</u> <u>(99)</u>	<u>Total Fiduciary</u> <u>Funds</u>
Additions						
0091 Gifts and Contributions	917,008					917,008
0092 Other Additions						
Deductions						
0093 Scholarships Awarded						
0094 Other Deductions	1,092,020					1,092,020
Change In Net Position	(175,012)					(175,012)
0006 Net Position – Beginning of Fiscal Year	671,927					671,927
0007 Net Position Held in Trust for Pension Benefits						
Net Position - End of Fiscal Year	496,915					496,915

	<u>Revenue Reported In Current Year</u>	<u>Current Year Tax Accrual</u>	<u>Prior Year Tax Accrual</u>	<u>Taxes Collected In Current Year</u>
<u>Revenue from Local Sources</u>				
6111 Current Real Estate Taxes	\$147,447,716.65			\$147,447,716.65
6112 Interim Real Estate Taxes	\$955,973.30			\$955,973.30
6113 Public Utility Realty Taxes	\$214,682.44			\$214,682.44
6151 Current Act 511 Earned Income Taxes	\$19,360,014.16	\$781,808.48	\$1,001,420.85	\$19,579,626.53
6153 Current Act 511 Real Estate Transfer Taxes	\$4,145,209.39	\$305,587.66	\$507,963.66	\$4,347,585.39
6411 Delinquent Real Estate Taxes	\$3,189,768.17	\$336,900.48	\$361,698.28	\$3,214,565.97
6412 Delinquent Interim Real Estate Taxes	\$56,244.88			\$56,244.88
6500 Earnings on Investments	\$165,495.53			
6700 Revenues from LEA Activities	\$136,280.75			
6831 Federal Revenue Received from Other Pennsylvania Public LEAs	\$7,581.00			
6832 Federal IDEA Revenue Received as Pass Through	\$1,208,172.52			
6910 Rentals	\$347,233.17			
6920 Contributions and Donations from Private Sources	\$5,000.00			
6942 Summer School Tuition	\$30,241.80			
6944 Receipts from Other LEAs in Pennsylvania – Education	\$213,468.15			
6949 Other Tuition from Patrons	\$119,049.50			
6991 Refunds of a Prior Year Expenditure	\$16,391.00			
6999 Other Revenues Not Specified Above	\$398,019.96			
TOTAL Revenue from Local Sources	\$178,016,542.37	\$1,424,296.62	\$1,871,082.79	\$175,816,395.16

**Revenue Reported
In Current Year**

Revenue from State Sources

7110 Basic Education Funding	\$7,239,669.39		
7160 Tuition for Orphans Subsidy	\$111,511.20		
7271 Special Education funds for School-Aged Pupils	\$5,413,412.96		
7310 Transportation (Pupil and Nonpublic/CS)	\$3,637,216.89		
7320 Rental and Sinking Fund Payments / Building Reimbursement Subsidy	\$1,181,706.03		
7330 Health Services (Medical, Dental, Nurse, Act 25)	\$222,275.21		
7340 State Property Tax Reduction Allocation	\$3,620,302.46		
7505 Ready to Learn Block Grant	\$303,167.00		
7810 State Share of Social Security and Medicare Taxes	\$3,163,667.93		
7820 State Share of Retirement Contributions	\$9,316,997.25		
TOTAL Revenue from State Sources	\$34,209,926.32		

	Revenue Reported In Current Year			
Revenue from Federal Sources				
8514 NCLB, Title I – Improving the Academic Achievement of the Disadvantaged	\$818,064.00			
8515 NCLB, Title II – Preparing, Training and Recruiting High Quality Teachers and Principals	\$293,923.10			
8516 NCLB, Title III – Language Instruction for Limited English Proficient and Immigrant Students	\$116,047.06			
8810 School-Based Access Medicaid Reimbursement Program (SBAP) Reimbursements (Access)	\$476,717.40			
8820 Medical Assistance Reimbursement for Administrative Claiming (Quarterly) Program	\$39,315.31			
TOTAL Revenue from Federal Sources	\$1,744,066.87			
TOTAL FROM ALL SOURCES	\$213,970,535.56	\$1,424,296.62	\$1,871,082.79	\$175,816,395.16

Revenue from Local Sources	\$178,016,542.37
Revenue from State Sources	\$34,209,926.32
Revenue from Federal Sources	\$1,744,066.87
Other Financing Sources	
TOTAL FROM ALL SOURCES	\$213,970,535.56

General Fund (10)

	<u>Total</u>
1000 Instruction	
100 Personnel Services - Salaries	
100 Personnel Services - Salaries	\$60,405,229.61
Total Personnel Services - Salaries	\$60,405,229.61
200 Personnel Services - Employee Benefits	
210 Group Insurance - Contracted Provider	\$109,388.13
220 Social Security Contributions	\$4,424,811.79
230 Retirement Contributions	\$12,904,370.91
250 Unemployment Compensation	\$16,013.92
260 Workers' Compensation	\$350,540.01
270 Group Insurance - Self-Insurance	\$14,920,534.34
290 Other Current Employee Benefits	\$209,326.87
Total Personnel Services - Employee Benefits	\$32,934,985.97
300 Purchased Professional and Technical Services	
310 Official / Administrative Services	\$1,361,922.07
322 Professional Educational Services - Ius	\$5,476,301.38
323 Professional Educational Services - Other Educational Agencies	\$752,752.09
329 Professional Educational Services - Other	\$4,241,947.80
340 Technical Services	\$162,158.33
Total Purchased Professional and Technical Services	\$11,995,081.67
400 Purchased Property Services	
430 Repairs and Maintenance Services	\$126,628.81
440 Rentals	\$241,760.23
Total Purchased Property Services	\$368,389.04
500 Other Purchased Services	
510 Student Transportation Services	\$67,733.53
530 Communications	\$149,173.89
550 Printing and Binding	\$60,154.58
561 Tuition To Other School Districts Within the State	\$98,949.47
562 Tuition To Pennsylvania Charter Schools	\$8,079,896.29
563 Tuition To Nonpublic Schools	\$617,457.01
564 Tuition To Career and Technology Centers	\$2,262,402.00
567 Tuition To Approved Private Schools (APS) and PA Chartered Schools for the Deaf and Blind	\$1,234,334.00
568 Tuition To Private Residential Rehabilitative Institutions (PRRI) [In-State] and Detention Centers	\$47,131.27
569 Tuition - Other	\$689,478.52
580 Travel	\$68,364.32
Total Other Purchased Services	\$13,375,074.88
600 Supplies	
610 General Supplies	\$1,069,155.61
630 Food	\$10,105.05
640 Books and Periodicals	\$1,216,490.90
650 Supplies & Fees - Technology Related	\$436,035.94
Total Supplies	\$2,731,787.50

General Fund (10)

1000 Instruction	<u>Total</u>
700 <u>Property</u>	
750 Equipment - Original and Additional	\$161,945.42
760 Equipment - Replacement	\$75,725.31
Total Property	\$237,670.73
800 <u>Other Objects</u>	
810 Dues and Fees	\$98,758.71
890 Miscellaneous Expenditures	\$80.00
Total Other Objects	\$98,838.71
Total 1000 Instruction	\$122,147,058.11

General Fund (10)

1100 Regular Programs - Elementary / Secondary

100 Personnel Services - Salaries

	<u>Elementary</u>	<u>Secondary</u>	<u>Federal</u>	<u>Total</u>
100 Personnel Services - Salaries	\$23,424,436.18	\$23,009,927.50	\$544,807.72	\$46,979,171.40
Total Personnel Services - Salaries	\$23,424,436.18	\$23,009,927.50	\$544,807.72	\$46,979,171.40

200 Personnel Services - Employee Benefits

210 Group Insurance - Contracted Provider	\$41,647.69	\$40,257.55	\$815.85	\$82,721.09
220 Social Security Contributions	\$1,718,015.12	\$1,692,919.09	\$40,607.87	\$3,451,542.08
230 Retirement Contributions	\$5,000,393.21	\$4,912,106.48	\$116,683.81	\$10,029,183.50
250 Unemployment Compensation	\$6,279.13	\$6,197.47		\$12,476.60
260 Workers' Compensation	\$137,446.97	\$135,661.88		\$273,108.85
270 Group Insurance - Self-Insurance	\$5,592,634.61	\$5,240,949.01	\$110,225.64	\$10,943,809.26
290 Other Current Employee Benefits	\$82,077.23	\$81,011.19		\$163,088.42
Total Personnel Services - Employee Benefits	\$12,578,493.96	\$12,109,102.67	\$268,333.17	\$24,955,929.80

300 Purchased Professional and Technical Services

310 Official / Administrative Services	\$613,777.67	\$630,039.63	\$1,889.02	\$1,245,706.32
329 Professional Educational Services - Other	\$42,613.38	\$60,007.73	\$1,223.43	\$103,844.54
340 Technical Services	\$71,095.21	\$56,071.12		\$127,166.33
Total Purchased Professional and Technical Services	\$727,486.26	\$746,118.48	\$3,112.45	\$1,476,717.19

400 Purchased Property Services

430 Repairs and Maintenance Services	\$61,447.31	\$65,129.15		\$126,576.46
440 Rentals	\$82,308.23	\$124,365.16		\$206,673.39
Total Purchased Property Services	\$143,755.54	\$189,494.31		\$333,249.85

500 Other Purchased Services

510 Student Transportation Services	\$431.12	\$48,622.46	\$6,740.28	\$55,793.86
530 Communications	\$77,544.90	\$67,284.61		\$144,829.51
550 Printing and Binding	\$42,694.60	\$16,555.15		\$59,249.75
562 Tuition To Pennsylvania Charter Schools	\$8,079,896.29			\$8,079,896.29
580 Travel	\$5,820.16	\$21,451.71		\$27,271.87
Total Other Purchased Services	\$8,206,387.07	\$153,913.93	\$6,740.28	\$8,367,041.28

600 Supplies

610 General Supplies	\$505,758.63	\$343,781.90	\$21,929.19	\$871,469.72
630 Food	\$5,452.49	\$4,652.56		\$10,105.05
640 Books and Periodicals	\$762,177.24	\$430,877.87	\$1,359.38	\$1,194,414.49
650 Supplies & Fees - Technology Related	\$160,958.37	\$243,989.06		\$404,947.43
Total Supplies	\$1,434,346.73	\$1,023,301.39	\$23,288.57	\$2,480,936.69

700 Property

750 Equipment - Original and Additional	\$49,377.85	\$88,798.86		\$138,176.71
760 Equipment - Replacement	\$4,441.01	\$43,624.71		\$48,065.72
Total Property	\$53,818.86	\$132,423.57		\$186,242.43

800 Other Objects

810 Dues and Fees	\$8,282.40	\$76,367.45	\$93.00	\$84,742.85
890 Miscellaneous Expenditures	\$80.00			\$80.00

LEA : 124159002 West Chester Area SD

Printed 12/10/2015 8:24:44 AM

General Fund (10)

1100 Regular Programs - Elementary / Secondary

	<u>Elementary</u>	<u>Secondary</u>	<u>Federal</u>	<u>Total</u>
Total Other Objects	\$8,362.40	\$76,367.45	\$93.00	\$84,822.85
Total 1100 Regular Programs - Elementary / Secondary	\$46,577,087.00	\$37,440,649.30	\$846,375.19	\$84,864,111.49

General Fund (10)

1110 Regular Programs

	<u>Elementary</u>	<u>Secondary</u>	<u>Federal</u>	<u>Total</u>
100 Personnel Services - Salaries				
100 Personnel Services - Salaries	\$23,424,436.18	\$23,009,927.50		\$46,434,363.68
Total Personnel Services - Salaries	\$23,424,436.18	\$23,009,927.50		\$46,434,363.68
200 Personnel Services - Employee Benefits				
210 Group Insurance - Contracted Provider	\$41,647.69	\$40,257.55		\$81,905.24
220 Social Security Contributions	\$1,718,015.12	\$1,692,919.09		\$3,410,934.21
230 Retirement Contributions	\$5,000,393.21	\$4,912,106.48		\$9,912,499.69
250 Unemployment Compensation	\$6,279.13	\$6,197.47		\$12,476.60
260 Workers' Compensation	\$137,446.97	\$135,661.88		\$273,108.85
270 Group Insurance - Self-Insurance	\$5,592,634.61	\$5,240,949.01		\$10,833,583.62
290 Other Current Employee Benefits	\$82,077.23	\$81,011.19		\$163,088.42
Total Personnel Services - Employee Benefits	\$12,578,493.96	\$12,109,102.67		\$24,687,596.63
300 Purchased Professional and Technical Services				
310 Official / Administrative Services	\$613,777.67	\$630,039.63		\$1,243,817.30
329 Professional Educational Services - Other	\$42,613.38	\$60,007.73		\$102,621.11
340 Technical Services	\$71,095.21	\$56,071.12		\$127,166.33
Total Purchased Professional and Technical Services	\$727,486.26	\$746,118.48		\$1,473,604.74
400 Purchased Property Services				
430 Repairs and Maintenance Services	\$61,447.31	\$65,129.15		\$126,576.46
440 Rentals	\$82,308.23	\$124,365.16		\$206,673.39
Total Purchased Property Services	\$143,755.54	\$189,494.31		\$333,249.85
500 Other Purchased Services				
510 Student Transportation Services	\$431.12	\$48,622.46		\$49,053.58
530 Communications	\$77,544.90	\$67,284.61		\$144,829.51
550 Printing and Binding	\$42,694.60	\$16,555.15		\$59,249.75
562 Tuition To Pennsylvania Charter Schools	\$8,079,896.29			\$8,079,896.29
580 Travel	\$5,820.16	\$21,451.71		\$27,271.87
Total Other Purchased Services	\$8,206,387.07	\$153,913.93		\$8,360,301.00
600 Supplies				
610 General Supplies	\$505,758.63	\$343,781.90		\$849,540.53
630 Food	\$5,452.49	\$4,652.56		\$10,105.05
640 Books and Periodicals	\$762,177.24	\$430,877.87		\$1,193,055.11
650 Supplies & Fees - Technology Related	\$160,958.37	\$243,989.06		\$404,947.43
Total Supplies	\$1,434,346.73	\$1,023,301.39		\$2,457,648.12
700 Property				
750 Equipment - Original and Additional	\$49,377.85	\$88,798.86		\$138,176.71
760 Equipment - Replacement	\$4,441.01	\$43,624.71		\$48,065.72
Total Property	\$53,818.86	\$132,423.57		\$186,242.43
800 Other Objects				
810 Dues and Fees	\$8,282.40	\$76,367.45		\$84,649.85
890 Miscellaneous Expenditures	\$80.00			\$80.00

LEA : 124159002 West Chester Area SD

Printed 12/10/2015 8:24:44 AM

General Fund (10)

1110 Regular Programs

	<u>Elementary</u>	<u>Secondary</u>	<u>Federal</u>	<u>Total</u>
Total Other Objects	\$8,362.40	\$76,367.45		\$84,729.85
Total 1110 Regular Programs	\$46,577,087.00	\$37,440,649.30		\$84,017,736.30

General Fund (10)

1190 Federally-Funded Regular Programs

	<u>Elementary</u>	<u>Secondary</u>	<u>Federal</u>	<u>Total</u>
100 Personnel Services - Salaries				
100 Personnel Services - Salaries			\$544,807.72	\$544,807.72
Total Personnel Services - Salaries			\$544,807.72	\$544,807.72
200 Personnel Services - Employee Benefits				
210 Group Insurance - Contracted Provider			\$815.85	\$815.85
220 Social Security Contributions			\$40,607.87	\$40,607.87
230 Retirement Contributions			\$116,683.81	\$116,683.81
270 Group Insurance - Self-Insurance			\$110,225.64	\$110,225.64
Total Personnel Services - Employee Benefits			\$268,333.17	\$268,333.17
300 Purchased Professional and Technical Services				
310 Official / Administrative Services			\$1,889.02	\$1,889.02
329 Professional Educational Services - Other			\$1,223.43	\$1,223.43
Total Purchased Professional and Technical Services			\$3,112.45	\$3,112.45
500 Other Purchased Services				
510 Student Transportation Services			\$6,740.28	\$6,740.28
Total Other Purchased Services			\$6,740.28	\$6,740.28
600 Supplies				
610 General Supplies			\$21,929.19	\$21,929.19
640 Books and Periodicals			\$1,359.38	\$1,359.38
Total Supplies			\$23,288.57	\$23,288.57
800 Other Objects				
810 Dues and Fees			\$93.00	\$93.00
Total Other Objects			\$93.00	\$93.00
Total 1190 Federally-Funded Regular Programs			\$846,375.19	\$846,375.19

General Fund (10)

1200 Special Programs - Elementary / Secondary

	<u>Elementary</u>	<u>Secondary</u>	<u>Federal</u>	<u>Total</u>
100 Personnel Services - Salaries				
100 Personnel Services - Salaries	\$6,087,951.60	\$5,294,194.59	\$38,596.86	\$11,420,743.05
Total Personnel Services - Salaries	\$6,087,951.60	\$5,294,194.59	\$38,596.86	\$11,420,743.05
200 Personnel Services - Employee Benefits				
210 Group Insurance - Contracted Provider	\$11,954.00	\$10,467.13	\$45.24	\$22,466.37
220 Social Security Contributions	\$437,113.30	\$386,013.88	\$2,853.48	\$825,980.66
230 Retirement Contributions	\$1,300,108.69	\$1,136,540.15	\$8,214.32	\$2,444,863.16
250 Unemployment Compensation	\$1,615.56	\$1,391.68		\$3,007.24
260 Workers' Compensation	\$35,364.65	\$30,463.33		\$65,827.98
270 Group Insurance - Self-Insurance	\$1,981,960.24	\$1,511,980.46	\$6,196.73	\$3,500,137.43
290 Other Current Employee Benefits	\$21,118.21	\$18,191.34		\$39,309.55
Total Personnel Services - Employee Benefits	\$3,789,234.65	\$3,095,047.97	\$17,309.77	\$6,901,592.39
300 Purchased Professional and Technical Services				
310 Official / Administrative Services	\$59,326.66	\$55,870.73		\$115,197.39
322 Professional Educational Services - Ius	\$1,214,938.88	\$2,803,062.57	\$1,215,753.52	\$5,233,754.97
323 Professional Educational Services - Other Educational Agencies		\$379,784.67		\$379,784.67
329 Professional Educational Services - Other	\$1,989,118.24	\$1,872,959.86	\$272,455.32	\$4,134,533.42
340 Technical Services			\$34,992.00	\$34,992.00
Total Purchased Professional and Technical Services	\$3,263,383.78	\$5,111,677.83	\$1,523,200.84	\$9,898,262.45
400 Purchased Property Services				
440 Rentals	\$1,229.87	\$1,158.23		\$2,388.10
Total Purchased Property Services	\$1,229.87	\$1,158.23		\$2,388.10
500 Other Purchased Services				
510 Student Transportation Services	\$3,029.40	\$5,080.52		\$8,109.92
530 Communications	\$2,237.36	\$2,107.02		\$4,344.38
550 Printing and Binding	\$322.44	\$303.65		\$626.09
561 Tuition To Other School Districts Within the State	\$1,056.00	\$80,091.14		\$81,147.14
563 Tuition To Nonpublic Schools	\$81,240.66	\$461,498.30		\$542,738.96
567 Tuition To Approved Private Schools (APS) and PA Chartered Schools for the Deaf and Blind	\$635,682.01	\$598,651.99		\$1,234,334.00
568 Tuition To Private Residential Rehabilitative Institutions (PRRI) [In-State] and Detention Centers	\$24,272.60	\$22,858.67		\$47,131.27
569 Tuition - Other	\$349,965.94	\$329,579.58		\$679,545.52
580 Travel	\$8,714.21	\$8,869.70	\$12,462.38	\$30,046.29
Total Other Purchased Services	\$1,106,520.62	\$1,509,040.57	\$12,462.38	\$2,628,023.57
600 Supplies				
610 General Supplies	\$7,479.72	\$25,900.89	\$79,384.11	\$112,764.72
640 Books and Periodicals	\$3,194.85	\$3,991.72		\$7,186.57
650 Supplies & Fees - Technology Related	\$903.61	\$91.66		\$995.27
Total Supplies	\$11,578.18	\$29,984.27	\$79,384.11	\$120,946.56
700 Property				
750 Equipment - Original and Additional	\$5,377.89	\$5,172.86	\$11,156.32	\$21,707.07
760 Equipment - Replacement		\$714.00	\$26,387.73	\$27,101.73
Total Property	\$5,377.89	\$5,886.86	\$37,544.05	\$48,808.80

LEA : 124159002 West Chester Area SD

Printed 12/10/2015 8:24:44 AM

General Fund (10)

	<u>Elementary</u>	<u>Secondary</u>	<u>Federal</u>	<u>Total</u>
1200 Special Programs - Elementary / Secondary				
800 Other Objects				
810 Dues and Fees	\$2,726.66	\$4,200.41	\$5,768.00	\$12,695.07
Total Other Objects	\$2,726.66	\$4,200.41	\$5,768.00	\$12,695.07
Total 1200 Special Programs - Elementary / Secondary	\$14,268,003.25	\$15,051,190.73	\$1,714,266.01	\$31,033,459.99

General Fund (10)

1210 Life Skills Support

	<u>Elementary</u>	<u>Secondary</u>	<u>Federal</u>	<u>Total</u>
100 Personnel Services - Salaries				
100 Personnel Services - Salaries	\$228,646.54	\$195,064.03		\$423,710.57
Total Personnel Services - Salaries	\$228,646.54	\$195,064.03		\$423,710.57
200 Personnel Services - Employee Benefits				
210 Group Insurance - Contracted Provider	\$450.61	\$344.66		\$795.27
220 Social Security Contributions	\$15,461.64	\$13,761.94		\$29,223.58
230 Retirement Contributions	\$49,200.84	\$41,945.43		\$91,146.27
250 Unemployment Compensation	\$62.87	\$53.55		\$116.42
260 Workers' Compensation	\$1,376.28	\$1,172.31		\$2,548.59
270 Group Insurance - Self-Insurance	\$109,915.67	\$84,293.82		\$194,209.49
290 Other Current Employee Benefits	\$821.85	\$700.05		\$1,521.90
Total Personnel Services - Employee Benefits	\$177,289.76	\$142,271.76		\$319,561.52
300 Purchased Professional and Technical Services				
322 Professional Educational Services - lus		\$376,646.76	\$107,426.17	\$484,072.93
Total Purchased Professional and Technical Services		\$376,646.76	\$107,426.17	\$484,072.93
500 Other Purchased Services				
510 Student Transportation Services	\$518.19	\$1,070.45		\$1,588.64
561 Tuition To Other School Districts Within the State		\$21,141.94		\$21,141.94
Total Other Purchased Services	\$518.19	\$22,212.39		\$22,730.58
600 Supplies				
610 General Supplies			\$2,406.48	\$2,406.48
Total Supplies			\$2,406.48	\$2,406.48
Total 1210 Life Skills Support	\$406,454.49	\$736,194.94	\$109,832.65	\$1,252,482.08

General Fund (10)

	<u>Elementary</u>	<u>Secondary</u>	<u>Federal</u>	<u>Total</u>
1220 Sensory Support				
100 Personnel Services - Salaries				
100 Personnel Services - Salaries	\$459,335.92	\$432,578.49		\$891,914.41
Total Personnel Services - Salaries	\$459,335.92	\$432,578.49		\$891,914.41
200 Personnel Services - Employee Benefits				
210 Group Insurance - Contracted Provider	\$968.36	\$911.94		\$1,880.30
220 Social Security Contributions	\$34,157.11	\$32,167.37		\$66,324.48
230 Retirement Contributions	\$98,587.77	\$92,844.80		\$191,432.57
250 Unemployment Compensation	\$125.33	\$118.03		\$243.36
260 Workers' Compensation	\$2,743.46	\$2,583.65		\$5,327.11
270 Group Insurance - Self-Insurance	\$92,687.46	\$87,288.21		\$179,975.67
290 Other Current Employee Benefits	\$1,638.27	\$1,542.84		\$3,181.11
Total Personnel Services - Employee Benefits	\$230,907.76	\$217,456.84		\$448,364.60
300 Purchased Professional and Technical Services				
322 Professional Educational Services - lus			\$1,073,941.72	\$1,073,941.72
Total Purchased Professional and Technical Services			\$1,073,941.72	\$1,073,941.72
500 Other Purchased Services				
580 Travel			\$700.00	\$700.00
Total Other Purchased Services			\$700.00	\$700.00
600 Supplies				
610 General Supplies			\$3,678.27	\$3,678.27
Total Supplies			\$3,678.27	\$3,678.27
800 Other Objects				
810 Dues and Fees			\$1,068.00	\$1,068.00
Total Other Objects			\$1,068.00	\$1,068.00
Total 1220 Sensory Support	\$690,243.68	\$650,035.33	\$1,079,387.99	\$2,419,667.00

General Fund (10)

1230 Emotional Support

100 Personnel Services - Salaries

	<u>Elementary</u>	<u>Secondary</u>	<u>Federal</u>	<u>Total</u>
100 Personnel Services - Salaries	\$873,443.39	\$794,896.87		\$1,668,340.26
Total Personnel Services - Salaries	\$873,443.39	\$794,896.87		\$1,668,340.26

200 Personnel Services - Employee Benefits

210 Group Insurance - Contracted Provider	\$1,526.62	\$1,435.35		\$2,961.97
220 Social Security Contributions	\$61,721.36	\$57,722.46		\$119,443.82
230 Retirement Contributions	\$187,942.29	\$170,775.48		\$358,717.77
250 Unemployment Compensation	\$239.99	\$217.97		\$457.96
260 Workers' Compensation	\$5,253.56	\$4,771.28		\$10,024.84
270 Group Insurance - Self-Insurance	\$373,037.28	\$245,572.15		\$618,609.43
290 Other Current Employee Benefits	\$3,137.20	\$2,849.20		\$5,986.40
Total Personnel Services - Employee Benefits	\$632,858.30	\$483,343.89		\$1,116,202.19

300 Purchased Professional and Technical Services

322 Professional Educational Services - Ius	\$62,203.41	\$1,394,598.70		\$1,456,802.11
323 Professional Educational Services - Other Educational Agencies		\$372,967.42		\$372,967.42
Total Purchased Professional and Technical Services	\$62,203.41	\$1,767,566.12		\$1,829,769.53

500 Other Purchased Services

510 Student Transportation Services	\$812.00	\$995.47		\$1,807.47
561 Tuition To Other School Districts Within the State	\$1,056.00	\$58,949.20		\$60,005.20
Total Other Purchased Services	\$1,868.00	\$59,944.67		\$61,812.67

600 Supplies

610 General Supplies		\$2,986.38	\$18,630.92	\$21,617.30
Total Supplies		\$2,986.38	\$18,630.92	\$21,617.30

Total 1230 Emotional Support	\$1,570,373.10	\$3,108,737.93	\$18,630.92	\$4,697,741.95
-------------------------------------	-----------------------	-----------------------	--------------------	-----------------------

General Fund (10)

1240 Academic Support

	<u>Elementary</u>	<u>Secondary</u>	<u>Federal</u>	<u>Total</u>
100 Personnel Services - Salaries				
100 Personnel Services - Salaries	\$3,743,669.35	\$3,091,006.11		\$6,834,675.46
Total Personnel Services - Salaries	\$3,743,669.35	\$3,091,006.11		\$6,834,675.46
200 Personnel Services - Employee Benefits				
210 Group Insurance - Contracted Provider	\$7,296.12	\$6,074.00		\$13,370.12
220 Social Security Contributions	\$268,086.68	\$224,909.45		\$492,996.13
230 Retirement Contributions	\$798,250.60	\$665,115.30		\$1,463,365.90
250 Unemployment Compensation	\$1,028.37	\$848.17		\$1,876.54
260 Workers' Compensation	\$22,510.79	\$18,565.96		\$41,076.75
270 Group Insurance - Self-Insurance	\$1,269,317.72	\$952,147.14		\$2,221,464.86
290 Other Current Employee Benefits	\$13,442.45	\$11,086.76		\$24,529.21
Total Personnel Services - Employee Benefits	\$2,379,932.73	\$1,878,746.78		\$4,258,679.51
300 Purchased Professional and Technical Services				
310 Official / Administrative Services	\$2,654.21	\$2,499.60		\$5,153.81
322 Professional Educational Services - Ius		\$426,257.10		\$426,257.10
323 Professional Educational Services - Other Educational Agencies		\$6,817.25		\$6,817.25
329 Professional Educational Services - Other	\$4,715.14	\$4,153.06		\$8,868.20
Total Purchased Professional and Technical Services	\$7,369.35	\$439,727.01		\$447,096.36
500 Other Purchased Services				
510 Student Transportation Services	\$286.92	\$2,566.19		\$2,853.11
530 Communications	\$0.98	\$0.92		\$1.90
563 Tuition To Nonpublic Schools	\$81,240.66	\$461,498.30		\$542,738.96
580 Travel	\$268.36	\$915.84		\$1,184.20
Total Other Purchased Services	\$81,796.92	\$464,981.25		\$546,778.17
600 Supplies				
610 General Supplies	\$4,291.88	\$19,592.88	\$43,079.18	\$66,963.94
640 Books and Periodicals	\$3,194.85	\$3,991.72		\$7,186.57
650 Supplies & Fees - Technology Related	\$903.61	\$91.66		\$995.27
Total Supplies	\$8,390.34	\$23,676.26	\$43,079.18	\$75,145.78
700 Property				
750 Equipment - Original and Additional		\$108.25		\$108.25
760 Equipment - Replacement		\$714.00		\$714.00
Total Property		\$822.25		\$822.25
800 Other Objects				
810 Dues and Fees	\$2,078.82	\$3,590.30		\$5,669.12
Total Other Objects	\$2,078.82	\$3,590.30		\$5,669.12
Total 1240 Academic Support	\$6,223,237.51	\$5,902,549.96	\$43,079.18	\$12,168,866.65

General Fund (10)

1241 Learning Support - Public

	<u>Elementary</u>	<u>Secondary</u>	<u>Federal</u>	<u>Total</u>
100 Personnel Services - Salaries				
100 Personnel Services - Salaries	\$3,019,242.36	\$2,617,461.45		\$5,636,703.81
Total Personnel Services - Salaries	\$3,019,242.36	\$2,617,461.45		\$5,636,703.81
200 Personnel Services - Employee Benefits				
210 Group Insurance - Contracted Provider	\$6,056.57	\$4,894.43		\$10,951.00
220 Social Security Contributions	\$214,751.39	\$189,869.17		\$404,620.56
230 Retirement Contributions	\$643,255.34	\$563,937.81		\$1,207,193.15
250 Unemployment Compensation	\$829.82	\$718.59		\$1,548.41
260 Workers' Compensation	\$18,164.53	\$15,729.64		\$33,894.17
270 Group Insurance - Self-Insurance	\$1,106,028.52	\$856,035.84		\$1,962,064.36
290 Other Current Employee Benefits	\$10,847.05	\$9,393.03		\$20,240.08
Total Personnel Services - Employee Benefits	\$1,999,933.22	\$1,640,578.51		\$3,640,511.73
300 Purchased Professional and Technical Services				
322 Professional Educational Services - Ius		\$426,257.10		\$426,257.10
323 Professional Educational Services - Other Educational Agencies		\$6,817.25		\$6,817.25
329 Professional Educational Services - Other	\$4,657.20	\$3,648.50		\$8,305.70
Total Purchased Professional and Technical Services	\$4,657.20	\$436,722.85		\$441,380.05
500 Other Purchased Services				
510 Student Transportation Services		\$1,169.92		\$1,169.92
563 Tuition To Nonpublic Schools	\$81,240.66	\$461,498.30		\$542,738.96
Total Other Purchased Services	\$81,240.66	\$462,668.22		\$543,908.88
600 Supplies				
610 General Supplies	\$1,570.09	\$14,147.73	\$43,079.18	\$58,797.00
640 Books and Periodicals		\$3,290.23		\$3,290.23
650 Supplies & Fees - Technology Related	\$806.27			\$806.27
Total Supplies	\$2,376.36	\$17,437.96	\$43,079.18	\$62,893.50
700 Property				
750 Equipment - Original and Additional		\$108.25		\$108.25
760 Equipment - Replacement		\$714.00		\$714.00
Total Property		\$822.25		\$822.25
800 Other Objects				
810 Dues and Fees	\$1,374.50	\$1,625.00		\$2,999.50
Total Other Objects	\$1,374.50	\$1,625.00		\$2,999.50
Total 1241 Learning Support - Public	\$5,108,824.30	\$5,177,316.24	\$43,079.18	\$10,329,219.72

General Fund (10)

1243 Gifted Support

	<u>Elementary</u>	<u>Secondary</u>	<u>Federal</u>	<u>Total</u>
100 Personnel Services - Salaries				
100 Personnel Services - Salaries	\$724,426.99	\$473,544.66		\$1,197,971.65
Total Personnel Services - Salaries	\$724,426.99	\$473,544.66		\$1,197,971.65
200 Personnel Services - Employee Benefits				
210 Group Insurance - Contracted Provider	\$1,239.55	\$1,179.57		\$2,419.12
220 Social Security Contributions	\$53,335.29	\$35,040.28		\$88,375.57
230 Retirement Contributions	\$154,995.26	\$101,177.49		\$256,172.75
250 Unemployment Compensation	\$198.55	\$129.58		\$328.13
260 Workers' Compensation	\$4,346.26	\$2,836.32		\$7,182.58
270 Group Insurance - Self-Insurance	\$163,289.20	\$96,111.30		\$259,400.50
290 Other Current Employee Benefits	\$2,595.40	\$1,693.73		\$4,289.13
Total Personnel Services - Employee Benefits	\$379,999.51	\$238,168.27		\$618,167.78
300 Purchased Professional and Technical Services				
310 Official / Administrative Services	\$2,654.21	\$2,499.60		\$5,153.81
329 Professional Educational Services - Other	\$57.94	\$504.56		\$562.50
Total Purchased Professional and Technical Services	\$2,712.15	\$3,004.16		\$5,716.31
500 Other Purchased Services				
510 Student Transportation Services	\$286.92	\$1,396.27		\$1,683.19
530 Communications	\$0.98	\$0.92		\$1.90
580 Travel	\$268.36	\$915.84		\$1,184.20
Total Other Purchased Services	\$556.26	\$2,313.03		\$2,869.29
600 Supplies				
610 General Supplies	\$2,721.79	\$5,445.15		\$8,166.94
640 Books and Periodicals	\$3,194.85	\$701.49		\$3,896.34
650 Supplies & Fees - Technology Related	\$97.34	\$91.66		\$189.00
Total Supplies	\$6,013.98	\$6,238.30		\$12,252.28
800 Other Objects				
810 Dues and Fees	\$704.32	\$1,965.30		\$2,669.62
Total Other Objects	\$704.32	\$1,965.30		\$2,669.62
Total 1243 Gifted Support	\$1,114,413.21	\$725,233.72		\$1,839,646.93

General Fund (10)

1260 Physical Support

	<u>Elementary</u>	<u>Secondary</u>	<u>Federal</u>	<u>Total</u>
100 Personnel Services - Salaries				
100 Personnel Services - Salaries	\$856.18	\$421.70		\$1,277.88
Total Personnel Services - Salaries	\$856.18	\$421.70		\$1,277.88
200 Personnel Services - Employee Benefits				
210 Group Insurance - Contracted Provider	\$1.27	\$0.63		\$1.90
220 Social Security Contributions	\$55.67	\$27.41		\$83.08
230 Retirement Contributions	\$204.54	\$100.75		\$305.29
250 Unemployment Compensation	\$0.23	\$0.11		\$0.34
260 Workers' Compensation	\$5.10	\$2.51		\$7.61
270 Group Insurance - Self-Insurance	\$645.38	\$317.90		\$963.28
290 Other Current Employee Benefits	\$3.05	\$1.50		\$4.55
Total Personnel Services - Employee Benefits	\$915.24	\$450.81		\$1,366.05
300 Purchased Professional and Technical Services				
322 Professional Educational Services - Ius	\$99,982.26	\$94,158.06		\$194,140.32
329 Professional Educational Services - Other	\$405,747.62	\$382,111.83		\$787,859.45
Total Purchased Professional and Technical Services	\$505,729.88	\$476,269.89		\$981,999.77
600 Supplies				
610 General Supplies	\$33.98	\$32.00		\$65.98
Total Supplies	\$33.98	\$32.00		\$65.98
700 Property				
750 Equipment - Original and Additional	\$5,377.89	\$5,064.61		\$10,442.50
Total Property	\$5,377.89	\$5,064.61		\$10,442.50
Total 1260 Physical Support	\$512,913.17	\$482,239.01		\$995,152.18

General Fund (10)

	<u>Elementary</u>	<u>Secondary</u>	<u>Federal</u>	<u>Total</u>
1270 Multi-Handicapped Support				
100 Personnel Services - Salaries				
100 Personnel Services - Salaries	\$84,603.75			\$84,603.75
Total Personnel Services - Salaries	\$84,603.75			\$84,603.75
200 Personnel Services - Employee Benefits				
210 Group Insurance - Contracted Provider	\$147.59			\$147.59
220 Social Security Contributions	\$5,854.58			\$5,854.58
230 Retirement Contributions	\$18,050.37			\$18,050.37
250 Unemployment Compensation	\$23.21			\$23.21
260 Workers' Compensation	\$508.04			\$508.04
270 Group Insurance - Self-Insurance	\$40,722.80			\$40,722.80
290 Other Current Employee Benefits	\$303.38			\$303.38
Total Personnel Services - Employee Benefits	\$65,609.97			\$65,609.97
300 Purchased Professional and Technical Services				
322 Professional Educational Services - lus	\$100,025.34	\$277,415.06		\$377,440.40
Total Purchased Professional and Technical Services	\$100,025.34	\$277,415.06		\$377,440.40
500 Other Purchased Services				
510 Student Transportation Services	\$936.15			\$936.15
Total Other Purchased Services	\$936.15			\$936.15
600 Supplies				
610 General Supplies		\$319.49	\$5,836.14	\$6,155.63
Total Supplies		\$319.49	\$5,836.14	\$6,155.63
Total 1270 Multi-Handicapped Support	\$251,175.21	\$277,734.55	\$5,836.14	\$534,745.90

General Fund (10)

1280 Early Intervention Support

300 Purchased Professional and Technical Services

322 Professional Educational Services - lus

Total Purchased Professional and Technical Services

Total 1280 Early Intervention Support

<u>Elementary</u>	<u>Secondary</u>	<u>Federal</u>	<u>Total</u>
\$268,899.39		\$7,581.00	\$276,480.39
\$268,899.39		\$7,581.00	\$276,480.39
\$268,899.39		\$7,581.00	\$276,480.39

General Fund (10)

1290 Special Programs - Other Support

	<u>Elementary</u>	<u>Secondary</u>	<u>Federal</u>	<u>Total</u>
100 Personnel Services - Salaries				
100 Personnel Services - Salaries	\$697,396.47	\$780,227.39	\$38,596.86	\$1,516,220.72
Total Personnel Services - Salaries	\$697,396.47	\$780,227.39	\$38,596.86	\$1,516,220.72
200 Personnel Services - Employee Benefits				
210 Group Insurance - Contracted Provider	\$1,563.43	\$1,700.55	\$45.24	\$3,309.22
220 Social Security Contributions	\$51,776.26	\$57,425.25	\$2,853.48	\$112,054.99
230 Retirement Contributions	\$147,872.28	\$165,758.39	\$8,214.32	\$321,844.99
250 Unemployment Compensation	\$135.56	\$153.85		\$289.41
260 Workers' Compensation	\$2,967.42	\$3,367.62		\$6,335.04
270 Group Insurance - Self-Insurance	\$95,633.93	\$142,361.24	\$6,196.73	\$244,191.90
290 Other Current Employee Benefits	\$1,772.01	\$2,010.99		\$3,783.00
Total Personnel Services - Employee Benefits	\$301,720.89	\$372,777.89	\$17,309.77	\$691,808.55
300 Purchased Professional and Technical Services				
310 Official / Administrative Services	\$56,672.45	\$53,371.13		\$110,043.58
322 Professional Educational Services - Ius	\$683,828.48	\$233,986.89	\$26,804.63	\$944,620.00
329 Professional Educational Services - Other	\$1,578,655.48	\$1,486,694.97	\$272,455.32	\$3,337,805.77
340 Technical Services			\$34,992.00	\$34,992.00
Total Purchased Professional and Technical Services	\$2,319,156.41	\$1,774,052.99	\$334,251.95	\$4,427,461.35
400 Purchased Property Services				
440 Rentals	\$1,229.87	\$1,158.23		\$2,388.10
Total Purchased Property Services	\$1,229.87	\$1,158.23		\$2,388.10
500 Other Purchased Services				
510 Student Transportation Services	\$476.14	\$448.41		\$924.55
530 Communications	\$2,236.38	\$2,106.10		\$4,342.48
550 Printing and Binding	\$322.44	\$303.65		\$626.09
567 Tuition To Approved Private Schools (APS) and PA Chartered Schools for the Deaf and Blind	\$635,682.01	\$598,651.99		\$1,234,334.00
568 Tuition To Private Residential Rehabilitative Institutions (PRRI) [In-State] and Detention Centers	\$24,272.60	\$22,858.67		\$47,131.27
569 Tuition - Other	\$349,965.94	\$329,579.58		\$679,545.52
580 Travel	\$8,445.85	\$7,953.86	\$11,762.38	\$28,162.09
Total Other Purchased Services	\$1,021,401.36	\$961,902.26	\$11,762.38	\$1,995,066.00
600 Supplies				
610 General Supplies	\$3,153.86	\$2,970.14	\$5,753.12	\$11,877.12
Total Supplies	\$3,153.86	\$2,970.14	\$5,753.12	\$11,877.12
700 Property				
750 Equipment - Original and Additional			\$11,156.32	\$11,156.32
760 Equipment - Replacement			\$26,387.73	\$26,387.73
Total Property			\$37,544.05	\$37,544.05
800 Other Objects				
810 Dues and Fees	\$647.84	\$610.11	\$4,700.00	\$5,957.95
Total Other Objects	\$647.84	\$610.11	\$4,700.00	\$5,957.95
Total 1290 Special Programs - Other Support	\$4,344,706.70	\$3,893,699.01	\$449,918.13	\$8,688,323.84

General Fund (10)

1300 Vocational Education

	<u>Elementary</u>	<u>Secondary</u>	<u>Federal</u>	<u>Total</u>
100 Personnel Services - Salaries				
100 Personnel Services - Salaries		\$1,927,438.79		\$1,927,438.79
Total Personnel Services - Salaries		\$1,927,438.79		\$1,927,438.79
200 Personnel Services - Employee Benefits				
210 Group Insurance - Contracted Provider		\$4,197.47		\$4,197.47
220 Social Security Contributions		\$141,328.11		\$141,328.11
230 Retirement Contributions		\$413,669.64		\$413,669.64
250 Unemployment Compensation		\$530.08		\$530.08
260 Workers' Compensation		\$11,603.18		\$11,603.18
270 Group Insurance - Self-Insurance		\$476,587.65		\$476,587.65
290 Other Current Employee Benefits		\$6,928.90		\$6,928.90
Total Personnel Services - Employee Benefits		\$1,054,845.03		\$1,054,845.03
300 Purchased Professional and Technical Services				
310 Official / Administrative Services		\$1,018.36		\$1,018.36
329 Professional Educational Services - Other		\$2,733.34		\$2,733.34
Total Purchased Professional and Technical Services		\$3,751.70		\$3,751.70
400 Purchased Property Services				
430 Repairs and Maintenance Services		\$52.35		\$52.35
Total Purchased Property Services		\$52.35		\$52.35
500 Other Purchased Services				
510 Student Transportation Services		\$3,829.75		\$3,829.75
564 Tuition To Career and Technology Centers		\$2,262,402.00		\$2,262,402.00
580 Travel		\$10,999.47		\$10,999.47
Total Other Purchased Services		\$2,277,231.22		\$2,277,231.22
600 Supplies				
610 General Supplies		\$83,491.89		\$83,491.89
640 Books and Periodicals		\$14,889.84		\$14,889.84
650 Supplies & Fees - Technology Related		\$30,093.24		\$30,093.24
Total Supplies		\$128,474.97		\$128,474.97
700 Property				
750 Equipment - Original and Additional		\$2,061.64		\$2,061.64
760 Equipment - Replacement		\$557.86		\$557.86
Total Property		\$2,619.50		\$2,619.50
800 Other Objects				
810 Dues and Fees		\$1,320.79		\$1,320.79
Total Other Objects		\$1,320.79		\$1,320.79
Total 1300 Vocational Education		\$5,395,734.35		\$5,395,734.35

General Fund (10)

	<u>Elementary</u>	<u>Secondary</u>	<u>Federal</u>	<u>Total</u>
1400 Other Instructional Programs - Elementary / Secondary				
100 Personnel Services - Salaries				
100 Personnel Services - Salaries	\$53,613.21	\$24,263.16		\$77,876.37
Total Personnel Services - Salaries	\$53,613.21	\$24,263.16		\$77,876.37
200 Personnel Services - Employee Benefits				
210 Group Insurance - Contracted Provider	\$0.77	\$2.43		\$3.20
220 Social Security Contributions	\$4,114.33	\$1,846.61		\$5,960.94
230 Retirement Contributions	\$11,508.40	\$5,146.21		\$16,654.61
Total Personnel Services - Employee Benefits	\$15,623.50	\$6,995.25		\$22,618.75
300 Purchased Professional and Technical Services				
322 Professional Educational Services - Ius	\$1,186.82	\$215,053.13		\$216,239.95
323 Professional Educational Services - Other Educational Agencies		\$372,967.42		\$372,967.42
329 Professional Educational Services - Other		\$836.50		\$836.50
Total Purchased Professional and Technical Services	\$1,186.82	\$588,857.05		\$590,043.87
400 Purchased Property Services				
440 Rentals		\$32,698.74		\$32,698.74
Total Purchased Property Services		\$32,698.74		\$32,698.74
500 Other Purchased Services				
550 Printing and Binding	\$278.74			\$278.74
561 Tuition To Other School Districts Within the State	\$7,182.20	\$10,620.13		\$17,802.33
563 Tuition To Nonpublic Schools		\$74,718.05		\$74,718.05
569 Tuition - Other		\$9,933.00		\$9,933.00
580 Travel		\$46.69		\$46.69
Total Other Purchased Services	\$7,460.94	\$95,317.87		\$102,778.81
600 Supplies				
610 General Supplies	\$1,202.26	\$227.02		\$1,429.28
Total Supplies	\$1,202.26	\$227.02		\$1,429.28
Total 1400 Other Instructional Programs - Elementary / Secondary	\$79,086.73	\$748,359.09		\$827,445.82

General Fund (10)

	<u>Elementary</u>	<u>Secondary</u>	<u>Federal</u>	<u>Total</u>
1420 Summer School				
100 Personnel Services - Salaries				
100 Personnel Services - Salaries	\$53,613.21	\$19,958.16		\$73,571.37
Total Personnel Services - Salaries	\$53,613.21	\$19,958.16		\$73,571.37
200 Personnel Services - Employee Benefits				
210 Group Insurance - Contracted Provider	\$0.77	\$0.12		\$0.89
220 Social Security Contributions	\$4,114.33	\$1,523.68		\$5,638.01
230 Retirement Contributions	\$11,508.40	\$4,283.44		\$15,791.84
Total Personnel Services - Employee Benefits	\$15,623.50	\$5,807.24		\$21,430.74
500 Other Purchased Services				
550 Printing and Binding	\$278.74			\$278.74
569 Tuition - Other		\$9,933.00		\$9,933.00
Total Other Purchased Services	\$278.74	\$9,933.00		\$10,211.74
600 Supplies				
610 General Supplies	\$1,202.26	\$100.74		\$1,303.00
Total Supplies	\$1,202.26	\$100.74		\$1,303.00
Total 1420 Summer School	\$70,717.71	\$35,799.14		\$106,516.85

General Fund (10)

	<u>Elementary</u>	<u>Secondary</u>	<u>Federal</u>	<u>Total</u>
1430 Homebound Instruction				
100 Personnel Services - Salaries				
100 Personnel Services - Salaries		\$4,305.00		\$4,305.00
Total Personnel Services - Salaries		\$4,305.00		\$4,305.00
200 Personnel Services - Employee Benefits				
210 Group Insurance - Contracted Provider		\$2.31		\$2.31
220 Social Security Contributions		\$322.93		\$322.93
230 Retirement Contributions		\$862.77		\$862.77
Total Personnel Services - Employee Benefits		\$1,188.01		\$1,188.01
300 Purchased Professional and Technical Services				
329 Professional Educational Services - Other		\$836.50		\$836.50
Total Purchased Professional and Technical Services		\$836.50		\$836.50
500 Other Purchased Services				
563 Tuition To Nonpublic Schools		\$15,012.05		\$15,012.05
580 Travel		\$46.69		\$46.69
Total Other Purchased Services		\$15,058.74		\$15,058.74
Total 1430 Homebound Instruction		\$21,388.25		\$21,388.25

General Fund (10)

1440 Alternative Regular Education Programs

300 Purchased Professional and Technical Services

	<u>Elementary</u>	<u>Secondary</u>	<u>Federal</u>	<u>Total</u>
322 Professional Educational Services - lus	\$1,186.82	\$194,208.63		\$195,395.45
323 Professional Educational Services - Other Educational Agencies		\$372,967.42		\$372,967.42
Total Purchased Professional and Technical Services	\$1,186.82	\$567,176.05		\$568,362.87

400 Purchased Property Services

440 Rentals		\$32,698.74		\$32,698.74
Total Purchased Property Services		\$32,698.74		\$32,698.74

500 Other Purchased Services

561 Tuition To Other School Districts Within the State	\$7,182.20	\$6,763.81		\$13,946.01
563 Tuition To Nonpublic Schools		\$59,706.00		\$59,706.00
Total Other Purchased Services	\$7,182.20	\$66,469.81		\$73,652.01

600 Supplies

610 General Supplies		\$126.28		\$126.28
Total Supplies		\$126.28		\$126.28

Total 1440 Alternative Regular Education Programs	\$8,369.02	\$666,470.88		\$674,839.90
--	-------------------	---------------------	--	---------------------

General Fund (10)

	<u>Elementary</u>	<u>Secondary</u>	<u>Federal</u>	<u>Total</u>
1441 Adjudicated / Court-Placed Programs				
300 <u>Purchased Professional and Technical Services</u>				
322 Professional Educational Services - lus	\$1,186.82	\$1,117.68		\$2,304.50
Total Purchased Professional and Technical Services	\$1,186.82	\$1,117.68		\$2,304.50
500 <u>Other Purchased Services</u>				
561 Tuition To Other School Districts Within the State	\$7,182.20	\$6,763.81		\$13,946.01
Total Other Purchased Services	\$7,182.20	\$6,763.81		\$13,946.01
Total 1441 Adjudicated / Court-Placed Programs	\$8,369.02	\$7,881.49		\$16,250.51

General Fund (10)

1442 Alternative Education Programs

Elementary Secondary Federal Total

300 Purchased Professional and Technical Services

322 Professional Educational Services - Ius \$193,090.95 \$193,090.95

323 Professional Educational Services - Other Educational Agencies \$372,967.42 \$372,967.42

Total Purchased Professional and Technical Services \$566,058.37 \$566,058.37

400 Purchased Property Services

440 Rentals \$32,698.74 \$32,698.74

Total Purchased Property Services \$32,698.74 \$32,698.74

500 Other Purchased Services

563 Tuition To Nonpublic Schools \$59,706.00 \$59,706.00

Total Other Purchased Services \$59,706.00 \$59,706.00

600 Supplies

610 General Supplies \$126.28 \$126.28

Total Supplies \$126.28 \$126.28

Total 1442 Alternative Education Programs \$658,589.39 \$658,589.39

General Fund (10)

1490 Additional Other Instructional Programs

Elementary

Secondary

Federal

Total

300 Purchased Professional and Technical Services

322 Professional Educational Services - lus

\$20,844.50

\$20,844.50

Total Purchased Professional and Technical Services

\$20,844.50

\$20,844.50

500 Other Purchased Services

561 Tuition To Other School Districts Within the State

\$3,856.32

\$3,856.32

Total Other Purchased Services

\$3,856.32

\$3,856.32

Total 1490 Additional Other Instructional Programs

\$24,700.82

\$24,700.82

General Fund (10)

1500 Nonpublic School Programs

300 Purchased Professional and Technical Services

322 Professional Educational Services - lus

Total Purchased Professional and Technical Services

Total 1500 Nonpublic School Programs

Elementary

Secondary

Federal

Total

\$26,306.46 \$26,306.46

\$26,306.46 \$26,306.46

\$26,306.46 \$26,306.46

General Fund (10)

2000 Support Services

Total

100 Personnel Services - Salaries

100 Personnel Services - Salaries \$24,768,741.89

Total Personnel Services - Salaries

\$24,768,741.89

200 Personnel Services - Employee Benefits

210 Group Insurance - Contracted Provider \$205,151.25

220 Social Security Contributions \$1,763,211.93

230 Retirement Contributions \$5,261,878.26

240 Tuition Reimbursement \$360,434.50

250 Unemployment Compensation \$6,627.05

260 Workers' Compensation \$145,064.98

270 Group Insurance - Self-Insurance \$5,490,774.53

290 Other Current Employee Benefits \$89,483.64

Total Personnel Services - Employee Benefits

\$13,322,626.14

300 Purchased Professional and Technical Services

310 Official / Administrative Services \$137,576.63

322 Professional Educational Services - Ius \$57,599.13

329 Professional Educational Services - Other \$1,292,484.20

340 Technical Services \$304,860.11

Total Purchased Professional and Technical Services

\$1,792,520.07

400 Purchased Property Services

420 Utility Services \$2,065,938.27

430 Repairs and Maintenance Services \$715,450.19

440 Rentals \$26,686.02

Total Purchased Property Services

\$2,808,074.48

500 Other Purchased Services

513 Contracted Carriers \$12,664,584.72

516 Student Transportation Services From the IU \$7,303.29

520 Insurance - General \$107,862.50

521 Fire Insurance \$209,262.00

522 Automotive Liability Insurance \$46,952.00

523 General Property and Liability Insurance \$49,195.00

529 Other Insurance \$10,725.00

530 Communications \$349,242.51

549 Other Advertising/Public Relations \$8,127.75

550 Printing and Binding \$46,172.83

580 Travel \$108,862.10

592 Services Purchased From Another LEA Within the State \$19,986.24

595 IU Payments By Withholding \$126,988.09

Total Other Purchased Services

\$13,755,264.03

600 Supplies

610 General Supplies \$882,237.75

620 Energy \$876,525.29

630 Food \$27,644.17

640 Books and Periodicals \$100,120.36

LEA : 124159002 West Chester Area SD

Printed 12/10/2015 8:24:46 AM

General Fund (10)

2000 Support Services

Total

600 Supplies

650 Supplies & Fees - Technology Related \$228,242.94

Total Supplies \$2,114,770.51

700 Property

750 Equipment - Original and Additional \$35,091.21

760 Equipment - Replacement \$177,084.44

Total Property \$212,175.65

800 Other Objects

810 Dues and Fees \$145,082.51

890 Miscellaneous Expenditures \$7,274.09

899 Pass-Through Funds \$135,767.17

Total Other Objects \$288,123.77

Total 2000 Support Services \$59,062,296.54

General Fund (10)

	<u>Elementary</u>	<u>Secondary</u>	<u>Federal</u>	<u>Total</u>
2100 Support Services - Students				
100 Personnel Services - Salaries				
100 Personnel Services - Salaries	\$1,979,159.46	\$2,619,210.74		\$5,172,921.90
Total Personnel Services - Salaries	\$1,979,159.46	\$2,619,210.74		\$5,172,921.90
200 Personnel Services - Employee Benefits				
210 Group Insurance - Contracted Provider	\$4,180.19	\$5,250.65		\$10,359.56
220 Social Security Contributions	\$144,425.78	\$190,714.27		\$375,232.98
230 Retirement Contributions	\$425,468.41	\$563,265.44		\$1,112,340.93
250 Unemployment Compensation	\$532.27	\$708.11		\$1,396.85
260 Workers' Compensation	\$11,651.04	\$15,500.62		\$30,576.92
270 Group Insurance - Self-Insurance	\$382,639.44	\$621,915.46		\$1,214,618.46
290 Other Current Employee Benefits	\$6,957.47	\$9,256.26		\$18,259.15
Total Personnel Services - Employee Benefits	\$975,854.60	\$1,406,610.81		\$2,762,784.85
300 Purchased Professional and Technical Services				
322 Professional Educational Services - Ius	\$29,663.55	\$27,935.58		\$57,599.13
329 Professional Educational Services - Other	\$78,375.27	\$73,809.70		\$152,184.97
Total Purchased Professional and Technical Services	\$108,038.82	\$101,745.28		\$209,784.10
500 Other Purchased Services				
530 Communications	\$633.05	\$596.17		\$4,115.06
549 Other Advertising/Public Relations	\$782.94	\$737.34		\$1,520.28
550 Printing and Binding	\$4,285.49	\$4,086.13		\$8,402.82
580 Travel	\$350.09	\$336.83	\$2,868.62	\$7,987.03
Total Other Purchased Services	\$6,051.57	\$5,756.47	\$2,868.62	\$22,025.19
600 Supplies				
610 General Supplies	\$40,580.66	\$48,713.64	\$1,484.95	\$91,971.35
640 Books and Periodicals	\$98.76	\$894.17		\$992.93
650 Supplies & Fees - Technology Related	\$490.28	\$823.72		\$1,576.50
Total Supplies	\$41,169.70	\$50,431.53	\$1,484.95	\$94,540.78
800 Other Objects				
810 Dues and Fees	\$50.47	\$1,869.53	\$1,359.00	\$3,279.00
Total Other Objects	\$50.47	\$1,869.53	\$1,359.00	\$3,279.00
Total 2100 Support Services - Students	\$3,110,324.62	\$4,185,624.36	\$5,712.57	\$8,265,335.82

General Fund (10)

	<u>Elementary</u>	<u>Secondary</u>	<u>Federal</u>	<u>Total</u>
2110 Supervision of Student Services				
100 Personnel Services - Salaries				
100 Personnel Services - Salaries	\$182,760.72	\$172,114.46		\$354,875.18
Total Personnel Services - Salaries	\$182,760.72	\$172,114.46		\$354,875.18
200 Personnel Services - Employee Benefits				
210 Group Insurance - Contracted Provider	\$913.22	\$860.03		\$1,773.25
220 Social Security Contributions	\$11,868.72	\$11,177.34		\$23,046.06
230 Retirement Contributions	\$39,474.01	\$37,174.57		\$76,648.58
250 Unemployment Compensation	\$50.20	\$47.27		\$97.47
260 Workers' Compensation	\$1,098.90	\$1,034.88		\$2,133.78
270 Group Insurance - Self-Insurance	\$36,742.62	\$34,602.25		\$71,344.87
290 Other Current Employee Benefits	\$656.21	\$617.99		\$1,274.20
Total Personnel Services - Employee Benefits	\$90,803.88	\$85,514.33		\$176,318.21
300 Purchased Professional and Technical Services				
329 Professional Educational Services - Other	\$2,084.73	\$1,963.27		\$4,048.00
Total Purchased Professional and Technical Services	\$2,084.73	\$1,963.27		\$4,048.00
500 Other Purchased Services				
530 Communications	\$633.05	\$596.17		\$1,229.22
550 Printing and Binding	\$3,180.36	\$2,995.09		\$6,175.45
580 Travel	\$287.93	\$271.15	\$487.81	\$1,046.89
Total Other Purchased Services	\$4,101.34	\$3,862.41	\$487.81	\$8,451.56
600 Supplies				
610 General Supplies			\$200.27	\$200.27
640 Books and Periodicals	\$98.76	\$93.00		\$191.76
650 Supplies & Fees - Technology Related	\$490.28	\$461.72		\$952.00
Total Supplies	\$589.04	\$554.72	\$200.27	\$1,344.03
800 Other Objects				
810 Dues and Fees	\$50.47	\$47.53	\$15.00	\$113.00
Total Other Objects	\$50.47	\$47.53	\$15.00	\$113.00
Total 2110 Supervision of Student Services	\$280,390.18	\$264,056.72	\$703.08	\$545,149.98

General Fund (10)

2111 Supervision of Student Services - Head of Component

	<u>Elementary</u>	<u>Secondary</u>	<u>Federal</u>	<u>Total</u>
100 Personnel Services - Salaries				
100 Personnel Services - Salaries	\$163,342.79	\$153,827.68		\$317,170.47
Total Personnel Services - Salaries	\$163,342.79	\$153,827.68		\$317,170.47
200 Personnel Services - Employee Benefits				
210 Group Insurance - Contracted Provider	\$746.97	\$703.45		\$1,450.42
220 Social Security Contributions	\$10,365.11	\$9,761.31		\$20,126.42
230 Retirement Contributions	\$34,774.21	\$32,748.53		\$67,522.74
250 Unemployment Compensation	\$44.87	\$42.25		\$87.12
260 Workers' Compensation	\$982.14	\$924.92		\$1,907.06
270 Group Insurance - Self-Insurance	\$26,602.65	\$25,052.98		\$51,655.63
290 Other Current Employee Benefits	\$586.49	\$552.32		\$1,138.81
Total Personnel Services - Employee Benefits	\$74,102.44	\$69,785.76		\$143,888.20
Total 2111 Supervision of Student Services - Head of Component	\$237,445.23	\$223,613.44		\$461,058.67

General Fund (10)

2119 Supervision of Student Services - All Other Supervision

	<u>Elementary</u>	<u>Secondary</u>	<u>Federal</u>	<u>Total</u>
100 Personnel Services - Salaries				
100 Personnel Services - Salaries	\$19,417.93	\$18,286.78		\$37,704.71
Total Personnel Services - Salaries	\$19,417.93	\$18,286.78		\$37,704.71
200 Personnel Services - Employee Benefits				
210 Group Insurance - Contracted Provider	\$166.25	\$156.58		\$322.83
220 Social Security Contributions	\$1,503.61	\$1,416.03		\$2,919.64
230 Retirement Contributions	\$4,699.80	\$4,426.04		\$9,125.84
250 Unemployment Compensation	\$5.33	\$5.02		\$10.35
260 Workers' Compensation	\$116.76	\$109.96		\$226.72
270 Group Insurance - Self-Insurance	\$10,139.97	\$9,549.27		\$19,689.24
290 Other Current Employee Benefits	\$69.72	\$65.67		\$135.39
Total Personnel Services - Employee Benefits	\$16,701.44	\$15,728.57		\$32,430.01
300 Purchased Professional and Technical Services				
329 Professional Educational Services - Other	\$2,084.73	\$1,963.27		\$4,048.00
Total Purchased Professional and Technical Services	\$2,084.73	\$1,963.27		\$4,048.00
500 Other Purchased Services				
530 Communications	\$633.05	\$596.17		\$1,229.22
550 Printing and Binding	\$3,180.36	\$2,995.09		\$6,175.45
580 Travel	\$287.93	\$271.15	\$487.81	\$1,046.89
Total Other Purchased Services	\$4,101.34	\$3,862.41	\$487.81	\$8,451.56
600 Supplies				
610 General Supplies			\$200.27	\$200.27
640 Books and Periodicals	\$98.76	\$93.00		\$191.76
650 Supplies & Fees - Technology Related	\$490.28	\$461.72		\$952.00
Total Supplies	\$589.04	\$554.72	\$200.27	\$1,344.03
800 Other Objects				
810 Dues and Fees	\$50.47	\$47.53	\$15.00	\$113.00
Total Other Objects	\$50.47	\$47.53	\$15.00	\$113.00
Total 2119 Supervision of Student Services - All Other Supervision	\$42,944.95	\$40,443.28	\$703.08	\$84,091.31

General Fund (10)

	<u>Elementary</u>	<u>Secondary</u>	<u>Federal</u>	<u>Total</u>
2120 Guidance Services				
100 Personnel Services - Salaries				
100 Personnel Services - Salaries	\$1,023,284.88	\$1,946,526.06		\$2,969,810.94
Total Personnel Services - Salaries	\$1,023,284.88	\$1,946,526.06		\$2,969,810.94
200 Personnel Services - Employee Benefits				
210 Group Insurance - Contracted Provider	\$1,912.24	\$3,460.32		\$5,372.56
220 Social Security Contributions	\$75,080.65	\$142,190.58		\$217,271.23
230 Retirement Contributions	\$219,902.62	\$418,431.89		\$638,334.51
250 Unemployment Compensation	\$274.18	\$527.98		\$802.16
260 Workers' Compensation	\$6,001.57	\$11,557.38		\$17,558.95
270 Group Insurance - Self-Insurance	\$210,373.26	\$481,855.04		\$692,228.30
290 Other Current Employee Benefits	\$3,583.87	\$6,901.54		\$10,485.41
Total Personnel Services - Employee Benefits	\$517,128.39	\$1,064,924.73		\$1,582,053.12
300 Purchased Professional and Technical Services				
329 Professional Educational Services - Other	\$13,805.89	\$13,001.66		\$26,807.55
Total Purchased Professional and Technical Services	\$13,805.89	\$13,001.66		\$26,807.55
500 Other Purchased Services				
550 Printing and Binding		\$50.28		\$50.28
580 Travel		\$7.15	\$1,999.81	\$2,006.96
Total Other Purchased Services		\$57.43	\$1,999.81	\$2,057.24
600 Supplies				
610 General Supplies	\$16,974.48	\$26,482.58	\$337.12	\$43,794.18
640 Books and Periodicals		\$801.17		\$801.17
650 Supplies & Fees - Technology Related		\$362.00		\$362.00
Total Supplies	\$16,974.48	\$27,645.75	\$337.12	\$44,957.35
800 Other Objects				
810 Dues and Fees		\$1,822.00	\$600.00	\$2,422.00
Total Other Objects		\$1,822.00	\$600.00	\$2,422.00
Total 2120 Guidance Services	\$1,571,193.64	\$3,053,977.63	\$2,936.93	\$4,628,108.20

General Fund (10)

2130 Attendance Services

Elementary

Secondary

Federal

Total

100 Personnel Services - Salaries

100 Personnel Services - Salaries

\$160,743.59

Total Personnel Services - Salaries

\$160,743.59

200 Personnel Services - Employee Benefits

210 Group Insurance - Contracted Provider

\$242.60

220 Social Security Contributions

\$10,689.10

230 Retirement Contributions

\$34,793.26

250 Unemployment Compensation

\$42.63

260 Workers' Compensation

\$933.15

270 Group Insurance - Self-Insurance

\$86,100.61

290 Other Current Employee Benefits

\$557.24

Total Personnel Services - Employee Benefits

\$133,358.59

Total 2130 Attendance Services

\$294,102.18

General Fund (10)

2140 Psychological Services

	<u>Elementary</u>	<u>Secondary</u>	<u>Federal</u>	<u>Total</u>
100 Personnel Services - Salaries				
100 Personnel Services - Salaries	\$773,113.86	\$437,548.08		\$1,210,661.94
Total Personnel Services - Salaries	\$773,113.86	\$437,548.08		\$1,210,661.94
200 Personnel Services - Employee Benefits				
210 Group Insurance - Contracted Provider	\$1,354.73	\$819.51		\$2,174.24
220 Social Security Contributions	\$57,476.41	\$32,786.17		\$90,262.58
230 Retirement Contributions	\$166,091.78	\$94,062.83		\$260,154.61
250 Unemployment Compensation	\$207.89	\$115.84		\$323.73
260 Workers' Compensation	\$4,550.57	\$2,535.79		\$7,086.36
270 Group Insurance - Self-Insurance	\$135,523.56	\$82,070.58		\$217,594.14
290 Other Current Employee Benefits	\$2,717.39	\$1,514.25		\$4,231.64
Total Personnel Services - Employee Benefits	\$367,922.33	\$213,904.97		\$581,827.30
300 Purchased Professional and Technical Services				
322 Professional Educational Services - Ius	\$29,663.55	\$27,935.58		\$57,599.13
329 Professional Educational Services - Other	\$62,484.65	\$58,844.77		\$121,329.42
Total Purchased Professional and Technical Services	\$92,148.20	\$86,780.35		\$178,928.55
500 Other Purchased Services				
580 Travel	\$62.16	\$58.53	\$381.00	\$501.69
Total Other Purchased Services	\$62.16	\$58.53	\$381.00	\$501.69
600 Supplies				
610 General Supplies	\$22,850.22	\$21,519.14	\$72.12	\$44,441.48
Total Supplies	\$22,850.22	\$21,519.14	\$72.12	\$44,441.48
800 Other Objects				
810 Dues and Fees			\$300.00	\$300.00
Total Other Objects			\$300.00	\$300.00
Total 2140 Psychological Services	\$1,256,096.77	\$759,811.07	\$753.12	\$2,016,660.96

General Fund (10)

2160 Social Work Services

Elementary Secondary Federal Total

100 Personnel Services - Salaries

100 Personnel Services - Salaries \$413,808.11

Total Personnel Services - Salaries \$413,808.11

200 Personnel Services - Employee Benefits

210 Group Insurance - Contracted Provider \$686.12

220 Social Security Contributions \$29,403.83

230 Retirement Contributions \$88,813.82

250 Unemployment Compensation \$113.84

260 Workers' Compensation \$2,492.11

270 Group Insurance - Self-Insurance \$123,962.95

290 Other Current Employee Benefits \$1,488.18

Total Personnel Services - Employee Benefits \$246,960.85

500 Other Purchased Services

530 Communications \$2,885.84

550 Printing and Binding \$31.20

580 Travel \$4,431.49

Total Other Purchased Services \$7,348.53

600 Supplies

610 General Supplies \$2,067.54

650 Supplies & Fees - Technology Related \$262.50

Total Supplies \$875.44 \$2,330.04

800 Other Objects

810 Dues and Fees \$444.00 \$444.00

Total Other Objects \$444.00 \$444.00

Total 2160 Social Work Services \$1,319.44 \$670,891.53

General Fund (10)

	<u>Elementary</u>	<u>Secondary</u>	<u>Federal</u>	<u>Total</u>
2190 Other Student Services				
100 Personnel Services - Salaries				
100 Personnel Services - Salaries		\$63,022.14		\$63,022.14
Total Personnel Services - Salaries		\$63,022.14		\$63,022.14
200 Personnel Services - Employee Benefits				
210 Group Insurance - Contracted Provider		\$110.79		\$110.79
220 Social Security Contributions		\$4,560.18		\$4,560.18
230 Retirement Contributions		\$13,596.15		\$13,596.15
250 Unemployment Compensation		\$17.02		\$17.02
260 Workers' Compensation		\$372.57		\$372.57
270 Group Insurance - Self-Insurance		\$23,387.59		\$23,387.59
290 Other Current Employee Benefits		\$222.48		\$222.48
Total Personnel Services - Employee Benefits		\$42,266.78		\$42,266.78
500 Other Purchased Services				
549 Other Advertising/Public Relations	\$782.94	\$737.34		\$1,520.28
550 Printing and Binding	\$1,105.13	\$1,040.76		\$2,145.89
Total Other Purchased Services	\$1,888.07	\$1,778.10		\$3,666.17
600 Supplies				
610 General Supplies	\$755.96	\$711.92		\$1,467.88
Total Supplies	\$755.96	\$711.92		\$1,467.88
Total 2190 Other Student Services	\$2,644.03	\$107,778.94		\$110,422.97

General Fund (10)

2200 Support Services - Instructional Staff

	<u>Elementary</u>	<u>Secondary</u>	<u>Federal</u>	<u>Total</u>
100 Personnel Services - Salaries				
100 Personnel Services - Salaries	\$1,564,962.69	\$1,062,587.14	\$48,571.26	\$2,676,121.09
Total Personnel Services - Salaries	\$1,564,962.69	\$1,062,587.14	\$48,571.26	\$2,676,121.09
200 Personnel Services - Employee Benefits				
210 Group Insurance - Contracted Provider	\$5,392.86	\$4,246.61	\$15.32	\$9,654.79
220 Social Security Contributions	\$112,341.83	\$75,089.00	\$3,613.43	\$191,044.26
230 Retirement Contributions	\$333,726.86	\$225,385.51	\$10,395.96	\$569,508.33
240 Tuition Reimbursement	\$166,700.86	\$193,733.64		\$360,434.50
250 Unemployment Compensation	\$425.19	\$287.75		\$712.94
260 Workers' Compensation	\$9,307.21	\$6,298.83		\$15,606.04
270 Group Insurance - Self-Insurance	\$322,860.51	\$222,864.07		\$545,724.58
290 Other Current Employee Benefits	\$5,557.85	\$3,761.37		\$9,319.22
Total Personnel Services - Employee Benefits	\$956,313.17	\$731,666.78	\$14,024.71	\$1,702,004.66
300 Purchased Professional and Technical Services				
310 Official / Administrative Services	\$784.67	\$908.01	\$130,522.51	\$132,215.19
329 Professional Educational Services - Other	\$6,477.25	\$72.75	\$9,680.03	\$16,230.03
340 Technical Services	\$943.39	\$9,293.66		\$10,237.05
Total Purchased Professional and Technical Services	\$8,205.31	\$10,274.42	\$140,202.54	\$158,682.27
400 Purchased Property Services				
430 Repairs and Maintenance Services	\$734.67	\$239.83		\$974.50
440 Rentals	\$1,542.09	\$1,452.25	\$400.00	\$3,394.34
Total Purchased Property Services	\$2,276.76	\$1,692.08	\$400.00	\$4,368.84
500 Other Purchased Services				
530 Communications	\$2,453.91	\$2,731.31		\$5,185.22
550 Printing and Binding	\$402.46	\$379.02		\$781.48
580 Travel	\$2,654.92	\$3,298.28	\$27,507.79	\$33,460.99
592 Services Purchased From Another LEA Within the State			\$19,986.24	\$19,986.24
Total Other Purchased Services	\$5,511.29	\$6,408.61	\$47,494.03	\$59,413.93
600 Supplies				
610 General Supplies	\$8,639.16	\$12,420.48	\$498.56	\$21,558.20
630 Food	\$1,718.91	\$1,844.27	\$2,287.67	\$5,850.85
640 Books and Periodicals	\$40,867.66	\$45,159.81	\$7,485.54	\$93,513.01
650 Supplies & Fees - Technology Related	\$36,181.60	\$53,092.09		\$89,273.69
Total Supplies	\$87,407.33	\$112,516.65	\$10,271.77	\$210,195.75
700 Property				
750 Equipment - Original and Additional	\$2,951.68	\$1,656.39		\$4,608.07
760 Equipment - Replacement	\$758.60	\$3,876.66		\$4,635.26
Total Property	\$3,710.28	\$5,533.05		\$9,243.33
800 Other Objects				
810 Dues and Fees	\$2,914.90	\$4,334.09	\$46,270.92	\$53,519.91
Total Other Objects	\$2,914.90	\$4,334.09	\$46,270.92	\$53,519.91
Total 2200 Support Services - Instructional Staff	\$2,631,301.73	\$1,935,012.82	\$307,235.23	\$4,873,549.78

General Fund (10)

2210 Supervision of Educational Media Services

	<u>Elementary</u>	<u>Secondary</u>	<u>Federal</u>	<u>Total</u>
400 <u>Purchased Property Services</u>				
430 Repairs and Maintenance Services	\$183.08	\$172.42		\$355.50
440 Rentals	\$390.30	\$367.57		\$757.87
Total Purchased Property Services	\$573.38	\$539.99		\$1,113.37
500 <u>Other Purchased Services</u>				
530 Communications	\$825.72	\$777.62		\$1,603.34
580 Travel	\$38.53	\$36.29		\$74.82
Total Other Purchased Services	\$864.25	\$813.91		\$1,678.16
600 <u>Supplies</u>				
650 Supplies & Fees - Technology Related	\$1,617.90	\$1,523.65		\$3,141.55
Total Supplies	\$1,617.90	\$1,523.65		\$3,141.55
800 <u>Other Objects</u>				
810 Dues and Fees	\$376.97	\$355.02		\$731.99
Total Other Objects	\$376.97	\$355.02		\$731.99
Total 2210 Supervision of Educational Media Services	\$3,432.50	\$3,232.57		\$6,665.07

General Fund (10)

2219 Supervision of Educational Media Services - All Other Supervision

	<u>Elementary</u>	<u>Secondary</u>	<u>Federal</u>	<u>Total</u>
400 <u>Purchased Property Services</u>				
430 Repairs and Maintenance Services	\$183.08	\$172.42		\$355.50
440 Rentals	\$390.30	\$367.57		\$757.87
Total Purchased Property Services	\$573.38	\$539.99		\$1,113.37
500 <u>Other Purchased Services</u>				
530 Communications	\$825.72	\$777.62		\$1,603.34
580 Travel	\$38.53	\$36.29		\$74.82
Total Other Purchased Services	\$864.25	\$813.91		\$1,678.16
600 <u>Supplies</u>				
650 Supplies & Fees - Technology Related	\$1,617.90	\$1,523.65		\$3,141.55
Total Supplies	\$1,617.90	\$1,523.65		\$3,141.55
800 <u>Other Objects</u>				
810 Dues and Fees	\$376.97	\$355.02		\$731.99
Total Other Objects	\$376.97	\$355.02		\$731.99
Total 2219 Supervision of Educational Media Services - All Other Supervision	\$3,432.50	\$3,232.57		\$6,665.07

General Fund (10)

2220 Technology Support Services

100 Personnel Services - Salaries

	<u>Elementary</u>	<u>Secondary</u>	<u>Federal</u>	<u>Total</u>
100 Personnel Services - Salaries		\$13,436.36		\$13,436.36
Total Personnel Services - Salaries		\$13,436.36		\$13,436.36

200 Personnel Services - Employee Benefits

210 Group Insurance - Contracted Provider		\$19.59		\$19.59
220 Social Security Contributions		\$953.03		\$953.03
230 Retirement Contributions		\$2,883.73		\$2,883.73
250 Unemployment Compensation		\$3.70		\$3.70
260 Workers' Compensation		\$80.92		\$80.92
270 Group Insurance - Self-Insurance		\$4,652.76		\$4,652.76
290 Other Current Employee Benefits		\$48.33		\$48.33
Total Personnel Services - Employee Benefits		\$8,642.06		\$8,642.06

600 Supplies

610 General Supplies	\$1,155.60	\$1,130.80		\$2,286.40
650 Supplies & Fees - Technology Related	\$4,715.04	\$3,974.42		\$8,689.46
Total Supplies	\$5,870.64	\$5,105.22		\$10,975.86

700 Property

750 Equipment - Original and Additional	\$2,421.39	\$1,420.68		\$3,842.07
760 Equipment - Replacement		\$3,162.26		\$3,162.26
Total Property	\$2,421.39	\$4,582.94		\$7,004.33

Total 2220 Technology Support Services

Total 2220 Technology Support Services	\$8,292.03	\$31,766.58		\$40,058.61
---	-------------------	--------------------	--	--------------------

General Fund (10)

2230 Educational Television Services

100 Personnel Services - Salaries

100 Personnel Services - Salaries

Total Personnel Services - Salaries

200 Personnel Services - Employee Benefits

210 Group Insurance - Contracted Provider

220 Social Security Contributions

230 Retirement Contributions

250 Unemployment Compensation

260 Workers' Compensation

270 Group Insurance - Self-Insurance

290 Other Current Employee Benefits

Total Personnel Services - Employee Benefits

Total 2230 Educational Television Services

Elementary

Secondary

Federal

Total

\$9,730.84

\$9,730.84

\$9,730.84

\$9,730.84

\$16.07

\$16.07

\$733.33

\$733.33

\$2,088.42

\$2,088.42

\$2.68

\$2.68

\$58.60

\$58.60

\$1,515.18

\$1,515.18

\$34.99

\$34.99

\$4,449.27

\$4,449.27

\$14,180.11

\$14,180.11

General Fund (10)

	<u>Elementary</u>	<u>Secondary</u>	<u>Federal</u>	<u>Total</u>
2250 School Library Services				
100 Personnel Services - Salaries				
100 Personnel Services - Salaries	\$965,775.05	\$475,136.44		\$1,440,911.49
Total Personnel Services - Salaries	\$965,775.05	\$475,136.44		\$1,440,911.49
200 Personnel Services - Employee Benefits				
210 Group Insurance - Contracted Provider	\$1,828.89	\$854.61		\$2,683.50
220 Social Security Contributions	\$70,657.59	\$34,146.59		\$104,804.18
230 Retirement Contributions	\$208,123.39	\$102,126.61		\$310,250.00
250 Unemployment Compensation	\$264.93	\$130.48		\$395.41
260 Workers' Compensation	\$5,799.45	\$2,855.89		\$8,655.34
270 Group Insurance - Self-Insurance	\$250,239.63	\$148,305.67		\$398,545.30
290 Other Current Employee Benefits	\$3,463.16	\$1,705.40		\$5,168.56
Total Personnel Services - Employee Benefits	\$540,377.04	\$290,125.25		\$830,502.29
300 Purchased Professional and Technical Services				
310 Official / Administrative Services	\$784.67	\$738.97		\$1,523.64
340 Technical Services		\$8,405.23		\$8,405.23
Total Purchased Professional and Technical Services	\$784.67	\$9,144.20		\$9,928.87
400 Purchased Property Services				
430 Repairs and Maintenance Services	\$480.00			\$480.00
Total Purchased Property Services	\$480.00			\$480.00
500 Other Purchased Services				
580 Travel	\$12.97	\$12.22		\$25.19
Total Other Purchased Services	\$12.97	\$12.22		\$25.19
600 Supplies				
610 General Supplies	\$3,674.88	\$6,737.19		\$10,412.07
640 Books and Periodicals	\$39,233.01	\$41,942.21		\$81,175.22
650 Supplies & Fees - Technology Related	\$27,148.97	\$45,051.60		\$72,200.57
Total Supplies	\$70,056.86	\$93,731.00		\$163,787.86
700 Property				
750 Equipment - Original and Additional	\$530.29	\$235.71		\$766.00
Total Property	\$530.29	\$235.71		\$766.00
800 Other Objects				
810 Dues and Fees	\$238.96	\$1,412.04		\$1,651.00
Total Other Objects	\$238.96	\$1,412.04		\$1,651.00
Total 2250 School Library Services	\$1,578,255.84	\$869,796.86		\$2,448,052.70

LEA : 124159002 West Chester Area SD

Printed 12/10/2015 8:24:46 AM

Page - 18 of 72

General Fund (10)**2260 Instruction and Curriculum Development Services**

	<u>Elementary</u>	<u>Secondary</u>	<u>Federal</u>	<u>Total</u>
100 Personnel Services - Salaries				
100 Personnel Services - Salaries	\$535,901.08	\$504,683.54		\$1,040,584.62
Total Personnel Services - Salaries	\$535,901.08	\$504,683.54		\$1,040,584.62
200 Personnel Services - Employee Benefits				
210 Group Insurance - Contracted Provider	\$3,315.47	\$3,122.30		\$6,437.77
220 Social Security Contributions	\$36,939.31	\$34,787.52		\$71,726.83
230 Retirement Contributions	\$112,090.45	\$105,560.90		\$217,651.35
250 Unemployment Compensation	\$147.19	\$138.59		\$285.78
260 Workers' Compensation	\$3,221.73	\$3,034.06		\$6,255.79
270 Group Insurance - Self-Insurance	\$63,186.72	\$59,505.88		\$122,692.60
290 Other Current Employee Benefits	\$1,923.89	\$1,811.80		\$3,735.69
Total Personnel Services - Employee Benefits	\$220,824.76	\$207,961.05		\$428,785.81
300 Purchased Professional and Technical Services				
310 Official / Administrative Services		\$169.04		\$169.04
329 Professional Educational Services - Other	\$6,477.25	\$72.75		\$6,550.00
340 Technical Services	\$943.39	\$888.43		\$1,831.82
Total Purchased Professional and Technical Services	\$7,420.64	\$1,130.22		\$8,550.86
400 Purchased Property Services				
430 Repairs and Maintenance Services	\$71.59	\$67.41		\$139.00
440 Rentals	\$1,151.79	\$1,084.68		\$2,236.47
Total Purchased Property Services	\$1,223.38	\$1,152.09		\$2,375.47
500 Other Purchased Services				
530 Communications	\$1,628.19	\$1,953.69		\$3,581.88
550 Printing and Binding	\$305.69	\$287.89		\$593.58
580 Travel	\$2,301.63	\$2,965.56		\$5,267.19
Total Other Purchased Services	\$4,235.51	\$5,207.14		\$9,442.65
600 Supplies				
610 General Supplies	\$3,808.68	\$4,552.49		\$8,361.17
630 Food	\$406.30	\$608.13		\$1,014.43
640 Books and Periodicals	\$1,634.65	\$3,217.60		\$4,852.25
Total Supplies	\$5,849.63	\$8,378.22		\$14,227.85
700 Property				
760 Equipment - Replacement	\$758.60	\$714.40		\$1,473.00
Total Property	\$758.60	\$714.40		\$1,473.00
800 Other Objects				
810 Dues and Fees	\$2,022.93	\$2,307.07		\$4,330.00
Total Other Objects	\$2,022.93	\$2,307.07		\$4,330.00
Total 2260 Instruction and Curriculum Development Services	\$778,236.53	\$731,533.73		\$1,509,770.26

LEA : 124159002 West Chester Area SD

Printed 12/10/2015 8:24:46 AM

Page - 19 of 72

General Fund (10)**2270 Instructional Staff Professional Development Services**

	<u>Elementary</u>	<u>Secondary</u>	<u>Federal</u>	<u>Total</u>
100 Personnel Services - Salaries				
100 Personnel Services - Salaries	\$63,286.56	\$59,599.96	\$48,571.26	\$171,457.78
Total Personnel Services - Salaries	\$63,286.56	\$59,599.96	\$48,571.26	\$171,457.78
200 Personnel Services - Employee Benefits				
210 Group Insurance - Contracted Provider	\$248.50	\$234.04	\$15.32	\$497.86
220 Social Security Contributions	\$4,744.93	\$4,468.53	\$3,613.43	\$12,826.89
230 Retirement Contributions	\$13,513.02	\$12,725.85	\$10,395.96	\$36,634.83
240 Tuition Reimbursement	\$166,700.86	\$193,733.64		\$360,434.50
250 Unemployment Compensation	\$13.07	\$12.30		\$25.37
260 Workers' Compensation	\$286.03	\$269.36		\$555.39
270 Group Insurance - Self-Insurance	\$9,434.16	\$8,884.58		\$18,318.74
290 Other Current Employee Benefits	\$170.80	\$160.85		\$331.65
Total Personnel Services - Employee Benefits	\$195,111.37	\$220,489.15	\$14,024.71	\$429,625.23
300 Purchased Professional and Technical Services				
310 Official / Administrative Services			\$130,522.51	\$130,522.51
329 Professional Educational Services - Other			\$9,680.03	\$9,680.03
Total Purchased Professional and Technical Services			\$140,202.54	\$140,202.54
400 Purchased Property Services				
440 Rentals			\$400.00	\$400.00
Total Purchased Property Services			\$400.00	\$400.00
500 Other Purchased Services				
550 Printing and Binding	\$96.77	\$91.13		\$187.90
580 Travel	\$301.79	\$284.21	\$27,507.79	\$28,093.79
Total Other Purchased Services	\$398.56	\$375.34	\$27,507.79	\$28,281.69
600 Supplies				
610 General Supplies			\$498.56	\$498.56
630 Food	\$1,312.61	\$1,236.14	\$2,287.67	\$4,836.42
640 Books and Periodicals			\$7,485.54	\$7,485.54
650 Supplies & Fees - Technology Related	\$2,699.69	\$2,542.42		\$5,242.11
Total Supplies	\$4,012.30	\$3,778.56	\$10,271.77	\$18,062.63
800 Other Objects				
810 Dues and Fees	\$276.04	\$259.96	\$46,270.92	\$46,806.92
Total Other Objects	\$276.04	\$259.96	\$46,270.92	\$46,806.92
Total 2270 Instructional Staff Professional Development Services	\$263,084.83	\$284,502.97	\$287,248.99	\$834,836.79

LEA : 124159002 West Chester Area SD

Printed 12/10/2015 8:24:46 AM

General Fund (10)

2280 Nonpublic Support Services

Elementary

Secondary

Federal

Total

500 Other Purchased Services

592 Services Purchased From Another LEA Within the State

\$19,986.24

\$19,986.24

Total Other Purchased Services

\$19,986.24

\$19,986.24

Total 2280 Nonpublic Support Services

\$19,986.24

\$19,986.24

General Fund (10)

	<u>Elementary</u>	<u>Secondary</u>	<u>Federal</u>	<u>Total</u>
2300 Support Services - Administration				
100 Personnel Services - Salaries				
100 Personnel Services - Salaries	\$1,867,341.98	\$3,178,254.93		\$5,976,785.84
Total Personnel Services - Salaries	\$1,867,341.98	\$3,178,254.93		\$5,976,785.84
200 Personnel Services - Employee Benefits				
210 Group Insurance - Contracted Provider	\$11,523.90	\$14,354.81		\$164,754.26
220 Social Security Contributions	\$127,319.58	\$228,333.73		\$408,212.26
230 Retirement Contributions	\$399,949.08	\$673,822.60		\$1,266,127.49
250 Unemployment Compensation	\$510.24	\$870.46		\$1,634.32
260 Workers' Compensation	\$11,168.97	\$19,054.27		\$35,774.90
270 Group Insurance - Self-Insurance	\$390,738.14	\$581,317.46		\$1,108,204.07
290 Other Current Employee Benefits	\$6,669.60	\$11,378.35		\$21,363.16
Total Personnel Services - Employee Benefits	\$947,879.51	\$1,529,131.68		\$3,006,070.46
300 Purchased Professional and Technical Services				
329 Professional Educational Services - Other	\$65.07	\$6,478.22	\$1,500.00	\$905,951.20
340 Technical Services	\$181.00			\$3,259.03
Total Purchased Professional and Technical Services	\$246.07	\$6,478.22	\$1,500.00	\$909,210.23
400 Purchased Property Services				
430 Repairs and Maintenance Services	\$3,522.40	\$4,049.00		\$7,985.40
440 Rentals				\$5,024.20
Total Purchased Property Services	\$3,522.40	\$4,049.00		\$13,009.60
500 Other Purchased Services				
520 Insurance - General				\$107,862.50
530 Communications	\$5,574.44	\$33,977.27		\$62,936.74
549 Other Advertising/Public Relations				\$4,808.47
550 Printing and Binding	\$24.05	\$12,485.30		\$28,856.30
580 Travel	\$348.46	\$2,335.08		\$7,799.53
Total Other Purchased Services	\$5,946.95	\$48,797.65		\$212,263.54
600 Supplies				
610 General Supplies	\$2,465.77	\$66,122.11		\$79,402.86
630 Food	\$3,176.50	\$2,360.46		\$16,680.07
640 Books and Periodicals	\$94.50	\$1,068.31		\$3,784.07
650 Supplies & Fees - Technology Related	\$322.90	\$2,058.82		\$10,657.94
Total Supplies	\$6,059.67	\$71,609.70		\$110,524.94
700 Property				
750 Equipment - Original and Additional	\$420.00	\$14,706.33		\$15,126.33
760 Equipment - Replacement		\$4,694.29		\$5,830.12
Total Property	\$420.00	\$19,400.62		\$20,956.45
800 Other Objects				
810 Dues and Fees	\$5,734.94	\$3,791.95		\$31,143.49
Total Other Objects	\$5,734.94	\$3,791.95		\$31,143.49
Total 2300 Support Services - Administration	\$2,837,151.52	\$4,861,513.75	\$1,500.00	\$10,279,964.55

General Fund (10)

2310 Board Services

Elementary

Secondary

Federal

Total

300 Purchased Professional and Technical Services

329 Professional Educational Services - Other

\$1,500.00 \$67,962.15

Total Purchased Professional and Technical Services

\$1,500.00 \$67,962.15

500 Other Purchased Services

520 Insurance - General

\$83,494.50

549 Other Advertising/Public Relations

\$3,118.35

550 Printing and Binding

\$1,214.95

580 Travel

\$116.83

Total Other Purchased Services

\$87,944.63

600 Supplies

610 General Supplies

\$748.42

630 Food

\$6,152.10

Total Supplies

\$6,900.52

800 Other Objects

810 Dues and Fees

\$12,545.00

Total Other Objects

\$12,545.00

Total 2310 Board Services

\$1,500.00 \$175,352.30

General Fund (10)

	<u>Elementary</u>	<u>Secondary</u>	<u>Federal</u>	<u>Total</u>
2330 Tax Assessment and Collection Services				
300 <u>Purchased Professional and Technical Services</u>				
329 Professional Educational Services - Other				\$646,026.11
Total Purchased Professional and Technical Services				\$646,026.11
500 <u>Other Purchased Services</u>				
520 Insurance - General				\$24,368.00
530 Communications				\$15,285.80
Total Other Purchased Services				\$39,653.80
800 <u>Other Objects</u>				
810 Dues and Fees				(\$340.90)
Total Other Objects				(\$340.90)
Total 2330 Tax Assessment and Collection Services				\$685,339.01

General Fund (10)

2340 Staff Relations and Negotiations Services

Elementary

Secondary

Federal

Total

300 Purchased Professional and Technical Services

329 Professional Educational Services - Other

\$528.25

Total Purchased Professional and Technical Services

\$528.25

600 Supplies

630 Food

\$28.90

Total Supplies

\$28.90

Total 2340 Staff Relations and Negotiations Services

\$557.15

General Fund (10)

2350 Legal and Accounting Services

Elementary

Secondary

Federal

Total

300 Purchased Professional and Technical Services

329 Professional Educational Services - Other

\$180,458.53

Total Purchased Professional and Technical Services

\$180,458.53

Total 2350 Legal and Accounting Services

\$180,458.53

General Fund (10)

	<u>Elementary</u>	<u>Secondary</u>	<u>Federal</u>	<u>Total</u>
2360 Office of the Superintendent / Executive Director Services				
100 Personnel Services - Salaries				
100 Personnel Services - Salaries				\$804,709.92
Total Personnel Services - Salaries				\$804,709.92
200 Personnel Services - Employee Benefits				
210 Group Insurance - Contracted Provider				\$138,697.29
220 Social Security Contributions				\$43,194.42
230 Retirement Contributions				\$168,083.98
250 Unemployment Compensation				\$220.48
260 Workers' Compensation				\$4,826.10
270 Group Insurance - Self-Insurance				\$113,255.64
290 Other Current Employee Benefits				\$2,881.93
Total Personnel Services - Employee Benefits				\$471,159.84
300 Purchased Professional and Technical Services				
329 Professional Educational Services - Other				\$4,432.87
Total Purchased Professional and Technical Services				\$4,432.87
400 Purchased Property Services				
430 Repairs and Maintenance Services				\$414.00
440 Rentals				\$5,024.20
Total Purchased Property Services				\$5,438.20
500 Other Purchased Services				
530 Communications	\$1,795.34	\$1,690.76		\$3,486.10
580 Travel				\$3,226.60
Total Other Purchased Services	\$1,795.34	\$1,690.76		\$6,712.70
600 Supplies				
610 General Supplies				\$5,140.33
630 Food				\$4,262.11
640 Books and Periodicals				\$1,596.56
650 Supplies & Fees - Technology Related				\$86.16
Total Supplies				\$11,085.16
800 Other Objects				
810 Dues and Fees				\$6,499.50
Total Other Objects				\$6,499.50
Total 2360 Office of the Superintendent / Executive Director Services	\$1,795.34	\$1,690.76		\$1,310,038.19

General Fund (10)

2370 Community Relations Services

Elementary

Secondary

Federal

Total

100 Personnel Services - Salaries

100 Personnel Services - Salaries

\$126,479.01

Total Personnel Services - Salaries

\$126,479.01

200 Personnel Services - Employee Benefits

210 Group Insurance - Contracted Provider

\$178.26

220 Social Security Contributions

\$9,364.53

230 Retirement Contributions

\$24,271.83

250 Unemployment Compensation

\$33.14

260 Workers' Compensation

\$725.56

270 Group Insurance - Self-Insurance

\$22,892.83

290 Other Current Employee Benefits

\$433.28

Total Personnel Services - Employee Benefits

\$57,899.43

300 Purchased Professional and Technical Services

340 Technical Services

\$3,078.03

Total Purchased Professional and Technical Services

\$3,078.03

500 Other Purchased Services

530 Communications

\$8,099.23

549 Other Advertising/Public Relations

\$1,690.12

550 Printing and Binding

\$15,132.00

580 Travel

\$1,772.56

Total Other Purchased Services

\$26,693.91

600 Supplies

610 General Supplies

\$4,926.23

630 Food

\$700.00

640 Books and Periodicals

\$1,024.70

650 Supplies & Fees - Technology Related

\$8,190.06

Total Supplies

\$14,840.99

700 Property

760 Equipment - Replacement

\$1,135.83

Total Property

\$1,135.83

800 Other Objects

810 Dues and Fees

\$2,913.00

Total Other Objects

\$2,913.00

Total 2370 Community Relations Services

\$233,040.20

General Fund (10)

	<u>Elementary</u>	<u>Secondary</u>	<u>Federal</u>	<u>Total</u>
2380 Office of the Principal Services				
100 Personnel Services - Salaries				
100 Personnel Services - Salaries	\$1,867,341.98	\$3,178,254.93		\$5,045,596.91
Total Personnel Services - Salaries	\$1,867,341.98	\$3,178,254.93		\$5,045,596.91
200 Personnel Services - Employee Benefits				
210 Group Insurance - Contracted Provider	\$11,523.90	\$14,354.81		\$25,878.71
220 Social Security Contributions	\$127,319.58	\$228,333.73		\$355,653.31
230 Retirement Contributions	\$399,949.08	\$673,822.60		\$1,073,771.68
250 Unemployment Compensation	\$510.24	\$870.46		\$1,380.70
260 Workers' Compensation	\$11,168.97	\$19,054.27		\$30,223.24
270 Group Insurance - Self-Insurance	\$390,738.14	\$581,317.46		\$972,055.60
290 Other Current Employee Benefits	\$6,669.60	\$11,378.35		\$18,047.95
Total Personnel Services - Employee Benefits	\$947,879.51	\$1,529,131.68		\$2,477,011.19
300 Purchased Professional and Technical Services				
329 Professional Educational Services - Other	\$65.07	\$6,478.22		\$6,543.29
340 Technical Services	\$181.00			\$181.00
Total Purchased Professional and Technical Services	\$246.07	\$6,478.22		\$6,724.29
400 Purchased Property Services				
430 Repairs and Maintenance Services	\$3,522.40	\$4,049.00		\$7,571.40
Total Purchased Property Services	\$3,522.40	\$4,049.00		\$7,571.40
500 Other Purchased Services				
530 Communications	\$3,779.10	\$32,286.51		\$36,065.61
550 Printing and Binding	\$24.05	\$12,485.30		\$12,509.35
580 Travel	\$348.46	\$2,335.08		\$2,683.54
Total Other Purchased Services	\$4,151.61	\$47,106.89		\$51,258.50
600 Supplies				
610 General Supplies	\$2,465.77	\$66,122.11		\$68,587.88
630 Food	\$3,176.50	\$2,360.46		\$5,536.96
640 Books and Periodicals	\$94.50	\$1,068.31		\$1,162.81
650 Supplies & Fees - Technology Related	\$322.90	\$2,058.82		\$2,381.72
Total Supplies	\$6,059.67	\$71,609.70		\$77,669.37
700 Property				
750 Equipment - Original and Additional	\$420.00	\$14,706.33		\$15,126.33
760 Equipment - Replacement		\$4,694.29		\$4,694.29
Total Property	\$420.00	\$19,400.62		\$19,820.62
800 Other Objects				
810 Dues and Fees	\$5,734.94	\$3,791.95		\$9,526.89
Total Other Objects	\$5,734.94	\$3,791.95		\$9,526.89
Total 2380 Office of the Principal Services	\$2,835,356.18	\$4,859,822.99		\$7,695,179.17

General Fund (10)

	<u>Elementary</u>	<u>Secondary</u>	<u>Federal</u>	<u>Total</u>
2400 Support Services - Pupil Health				
100 Personnel Services - Salaries				
100 Personnel Services - Salaries				\$1,249,477.04
Total Personnel Services - Salaries				\$1,249,477.04
200 Personnel Services - Employee Benefits				
210 Group Insurance - Contracted Provider				\$2,697.42
220 Social Security Contributions				\$89,686.55
230 Retirement Contributions				\$266,593.57
250 Unemployment Compensation				\$341.50
260 Workers' Compensation				\$7,475.26
270 Group Insurance - Self-Insurance				\$405,426.11
290 Other Current Employee Benefits				\$4,463.88
Total Personnel Services - Employee Benefits				\$776,684.29
300 Purchased Professional and Technical Services				
310 Official / Administrative Services				\$5,361.44
329 Professional Educational Services - Other				\$10,145.83
Total Purchased Professional and Technical Services				\$15,507.27
400 Purchased Property Services				
430 Repairs and Maintenance Services				\$1,849.01
Total Purchased Property Services				\$1,849.01
500 Other Purchased Services				
530 Communications				\$439.07
550 Printing and Binding				\$594.92
580 Travel			\$1,084.25	\$1,437.40
Total Other Purchased Services			\$1,084.25	\$2,471.39
600 Supplies				
610 General Supplies			\$723.40	\$28,758.30
650 Supplies & Fees - Technology Related				\$262.50
Total Supplies			\$723.40	\$29,020.80
700 Property				
760 Equipment - Replacement				\$860.00
Total Property				\$860.00
800 Other Objects				
810 Dues and Fees				\$125.00
Total Other Objects				\$125.00
Total 2400 Support Services - Pupil Health			\$1,807.65	\$2,075,994.80

General Fund (10)

2420 Medical Services

Elementary

Secondary

Federal

Total

300 Purchased Professional and Technical Services

329 Professional Educational Services - Other

\$1,720.00

Total Purchased Professional and Technical Services

\$1,720.00

Total 2420 Medical Services

\$1,720.00

General Fund (10)

2430 Dental Services

Elementary

Secondary

Federal

Total

300 Purchased Professional and Technical Services

329 Professional Educational Services - Other

\$1,113.33

Total Purchased Professional and Technical Services

\$1,113.33

600 Supplies

610 General Supplies

\$504.24

Total Supplies

\$504.24

Total 2430 Dental Services

\$1,617.57

General Fund (10)

2440 Nursing Services

	<u>Elementary</u>	<u>Secondary</u>	<u>Federal</u>	<u>Total</u>
100 Personnel Services - Salaries				
100 Personnel Services - Salaries				\$1,096,232.06
Total Personnel Services - Salaries				\$1,096,232.06
200 Personnel Services - Employee Benefits				
210 Group Insurance - Contracted Provider				\$2,345.44
220 Social Security Contributions				\$78,651.47
230 Retirement Contributions				\$235,468.75
250 Unemployment Compensation				\$299.34
260 Workers' Compensation				\$6,552.36
270 Group Insurance - Self-Insurance				\$358,905.19
290 Other Current Employee Benefits				\$3,912.77
Total Personnel Services - Employee Benefits				\$686,135.32
300 Purchased Professional and Technical Services				
310 Official / Administrative Services				\$5,361.44
329 Professional Educational Services - Other				\$7,312.50
Total Purchased Professional and Technical Services				\$12,673.94
400 Purchased Property Services				
430 Repairs and Maintenance Services				\$1,849.01
Total Purchased Property Services				\$1,849.01
500 Other Purchased Services				
530 Communications				\$439.07
550 Printing and Binding				\$594.92
580 Travel			\$1,084.25	\$1,437.40
Total Other Purchased Services			\$1,084.25	\$2,471.39
600 Supplies				
610 General Supplies			\$723.40	\$28,254.06
650 Supplies & Fees - Technology Related				\$262.50
Total Supplies			\$723.40	\$28,516.56
700 Property				
760 Equipment - Replacement				\$860.00
Total Property				\$860.00
800 Other Objects				
810 Dues and Fees				\$125.00
Total Other Objects				\$125.00
Total 2440 Nursing Services			\$1,807.65	\$1,828,863.28

General Fund (10)

2450 Nonpublic Health Services

Elementary

Secondary

Federal

Total

100 Personnel Services - Salaries

100 Personnel Services - Salaries

\$153,244.98

Total Personnel Services - Salaries

\$153,244.98

200 Personnel Services - Employee Benefits

210 Group Insurance - Contracted Provider

\$351.98

220 Social Security Contributions

\$11,035.08

230 Retirement Contributions

\$31,124.82

250 Unemployment Compensation

\$42.16

260 Workers' Compensation

\$922.90

270 Group Insurance - Self-Insurance

\$46,520.92

290 Other Current Employee Benefits

\$551.11

Total Personnel Services - Employee Benefits

\$90,548.97

Total 2450 Nonpublic Health Services

\$243,793.95

General Fund (10)

2500 Support Services - Business

Elementary Secondary Federal Total

100 Personnel Services - Salaries

100 Personnel Services - Salaries \$1,064,405.85

Total Personnel Services - Salaries \$1,064,405.85

200 Personnel Services - Employee Benefits

210 Group Insurance - Contracted Provider \$2,374.35

220 Social Security Contributions \$69,590.02

230 Retirement Contributions \$224,325.29

250 Unemployment Compensation \$292.43

260 Workers' Compensation \$6,401.35

270 Group Insurance - Self-Insurance \$262,865.22

290 Other Current Employee Benefits \$3,822.61

Total Personnel Services - Employee Benefits \$569,671.27

300 Purchased Professional and Technical Services

329 Professional Educational Services - Other \$1,166.70

Total Purchased Professional and Technical Services \$1,166.70

400 Purchased Property Services

430 Repairs and Maintenance Services \$2,338.00

440 Rentals \$7,366.67

Total Purchased Property Services \$9,704.67

500 Other Purchased Services

530 Communications \$13,689.88

550 Printing and Binding \$3,982.34

580 Travel \$4,283.04

Total Other Purchased Services \$21,955.26

600 Supplies

630 Food \$80.00

640 Books and Periodicals \$1,077.55

650 Supplies & Fees - Technology Related \$172.32

Total Supplies \$1,329.87

700 Property

760 Equipment - Replacement \$5,462.31

Total Property \$5,462.31

800 Other Objects

810 Dues and Fees \$30,776.26

890 Miscellaneous Expenditures \$7,274.09

Total Other Objects \$38,050.35

Total 2500 Support Services - Business \$1,711,746.28

General Fund (10)

2510 Fiscal Services

Elementary

Secondary

Federal

Total

100 Personnel Services - Salaries

100 Personnel Services - Salaries

\$924,956.19

Total Personnel Services - Salaries

\$924,956.19

200 Personnel Services - Employee Benefits

210 Group Insurance - Contracted Provider

\$2,022.71

220 Social Security Contributions

\$59,807.81

230 Retirement Contributions

\$194,474.67

250 Unemployment Compensation

\$254.27

260 Workers' Compensation

\$5,566.02

270 Group Insurance - Self-Insurance

\$219,184.22

290 Other Current Employee Benefits

\$3,323.78

Total Personnel Services - Employee Benefits

\$484,633.48

300 Purchased Professional and Technical Services

329 Professional Educational Services - Other

\$1,166.70

Total Purchased Professional and Technical Services

\$1,166.70

400 Purchased Property Services

430 Repairs and Maintenance Services

\$2,338.00

440 Rentals

\$7,366.67

Total Purchased Property Services

\$9,704.67

500 Other Purchased Services

530 Communications

\$13,689.88

550 Printing and Binding

\$3,982.34

580 Travel

\$4,283.04

Total Other Purchased Services

\$21,955.26

600 Supplies

630 Food

\$80.00

640 Books and Periodicals

\$1,077.55

650 Supplies & Fees - Technology Related

\$172.32

Total Supplies

\$1,329.87

700 Property

760 Equipment - Replacement

\$5,462.31

Total Property

\$5,462.31

800 Other Objects

810 Dues and Fees

\$30,776.26

890 Miscellaneous Expenditures

\$7,274.09

Total Other Objects

\$38,050.35

Total 2510 Fiscal Services

\$1,487,258.83

General Fund (10)

2511 Supervision of Fiscal Services - Head of Component

Elementary

Secondary

Federal

Total

100 Personnel Services - Salaries

100 Personnel Services - Salaries

\$331,328.11

Total Personnel Services - Salaries

\$331,328.11

200 Personnel Services - Employee Benefits

210 Group Insurance - Contracted Provider

\$1,221.91

220 Social Security Contributions

\$17,502.12

230 Retirement Contributions

\$67,782.98

250 Unemployment Compensation

\$91.16

260 Workers' Compensation

\$1,995.38

270 Group Insurance - Self-Insurance

\$38,021.03

290 Other Current Employee Benefits

\$1,191.55

Total Personnel Services - Employee Benefits

\$127,806.13

Total 2511 Supervision of Fiscal Services - Head of Component

\$459,134.24

General Fund (10)

2513 Receiving and Disbursing Funds Services

Elementary

Secondary

Federal

Total

100 Personnel Services - Salaries

100 Personnel Services - Salaries

\$115,519.65

Total Personnel Services - Salaries

\$115,519.65

200 Personnel Services - Employee Benefits

210 Group Insurance - Contracted Provider

\$137.00

220 Social Security Contributions

\$7,404.80

230 Retirement Contributions

\$23,757.05

250 Unemployment Compensation

\$31.59

260 Workers' Compensation

\$691.59

270 Group Insurance - Self-Insurance

\$52,097.34

290 Other Current Employee Benefits

\$412.99

Total Personnel Services - Employee Benefits

\$84,532.36

Total 2513 Receiving and Disbursing Funds Services

\$200,052.01

General Fund (10)

2514 Payroll Services

Elementary

Secondary

Federal

Total

100 Personnel Services - Salaries

100 Personnel Services - Salaries

\$102,091.05

Total Personnel Services - Salaries

\$102,091.05

200 Personnel Services - Employee Benefits

210 Group Insurance - Contracted Provider

\$164.28

220 Social Security Contributions

\$7,199.30

230 Retirement Contributions

\$21,656.01

250 Unemployment Compensation

\$28.07

260 Workers' Compensation

\$614.53

270 Group Insurance - Self-Insurance

\$37,618.19

290 Other Current Employee Benefits

\$366.97

Total Personnel Services - Employee Benefits

\$67,647.35

Total 2514 Payroll Services

\$169,738.40

General Fund (10)

	<u>Elementary</u>	<u>Secondary</u>	<u>Federal</u>	<u>Total</u>
2515 Financial Accounting Services				
100 Personnel Services - Salaries				
100 Personnel Services - Salaries				\$324,042.00
Total Personnel Services - Salaries				\$324,042.00
200 Personnel Services - Employee Benefits				
210 Group Insurance - Contracted Provider				\$445.06
220 Social Security Contributions				\$24,016.94
230 Retirement Contributions				\$70,123.59
250 Unemployment Compensation				\$89.15
260 Workers' Compensation				\$1,951.50
270 Group Insurance - Self-Insurance				\$72,197.06
290 Other Current Employee Benefits				\$1,165.35
Total Personnel Services - Employee Benefits				\$169,988.65
300 Purchased Professional and Technical Services				
329 Professional Educational Services - Other				\$1,166.70
Total Purchased Professional and Technical Services				\$1,166.70
400 Purchased Property Services				
430 Repairs and Maintenance Services				\$2,338.00
440 Rentals				\$7,366.67
Total Purchased Property Services				\$9,704.67
500 Other Purchased Services				
530 Communications				\$13,689.88
550 Printing and Binding				\$3,982.34
580 Travel				\$4,283.04
Total Other Purchased Services				\$21,955.26
600 Supplies				
630 Food				\$80.00
640 Books and Periodicals				\$1,077.55
650 Supplies & Fees - Technology Related				\$172.32
Total Supplies				\$1,329.87
700 Property				
760 Equipment - Replacement				\$5,462.31
Total Property				\$5,462.31
800 Other Objects				
810 Dues and Fees				\$30,776.26
890 Miscellaneous Expenditures				\$7,274.09
Total Other Objects				\$38,050.35
Total 2515 Financial Accounting Services				\$571,699.81

General Fund (10)

2519 Other Fiscal Services

Elementary

Secondary

Federal

Total

100 Personnel Services - Salaries

100 Personnel Services - Salaries

\$51,975.38

Total Personnel Services - Salaries

\$51,975.38

200 Personnel Services - Employee Benefits

210 Group Insurance - Contracted Provider

\$54.46

220 Social Security Contributions

\$3,684.65

230 Retirement Contributions

\$11,155.04

250 Unemployment Compensation

\$14.30

260 Workers' Compensation

\$313.02

270 Group Insurance - Self-Insurance

\$19,250.60

290 Other Current Employee Benefits

\$186.92

Total Personnel Services - Employee Benefits

\$34,658.99

Total 2519 Other Fiscal Services

\$86,634.37

General Fund (10)

2520 Purchasing Services

Elementary

Secondary

Federal

Total

100 Personnel Services - Salaries

100 Personnel Services - Salaries

\$79,980.72

Total Personnel Services - Salaries

\$79,980.72

200 Personnel Services - Employee Benefits

210 Group Insurance - Contracted Provider

\$258.63

220 Social Security Contributions

\$5,731.73

230 Retirement Contributions

\$16,857.85

250 Unemployment Compensation

\$22.00

260 Workers' Compensation

\$481.67

270 Group Insurance - Self-Insurance

\$18,371.41

290 Other Current Employee Benefits

\$287.63

Total Personnel Services - Employee Benefits

\$42,010.92

Total 2520 Purchasing Services

\$121,991.64

General Fund (10)

2530 Warehousing and Distributing Services

Elementary

Secondary

Federal

Total

100 Personnel Services - Salaries

100 Personnel Services - Salaries

\$48,928.88

Total Personnel Services - Salaries

\$48,928.88

200 Personnel Services - Employee Benefits

210 Group Insurance - Contracted Provider

\$73.87

220 Social Security Contributions

\$3,622.35

230 Retirement Contributions

\$11,181.59

250 Unemployment Compensation

\$13.32

260 Workers' Compensation

\$291.54

270 Group Insurance - Self-Insurance

\$18,827.57

290 Other Current Employee Benefits

\$174.10

Total Personnel Services - Employee Benefits

\$34,184.34

Total 2530 Warehousing and Distributing Services

\$83,113.22

General Fund (10)

2540 Printing, Publishing and Duplicating Services

Elementary

Secondary

Federal

Total

100 Personnel Services - Salaries

100 Personnel Services - Salaries

\$10,540.06

Total Personnel Services - Salaries

\$10,540.06

200 Personnel Services - Employee Benefits

210 Group Insurance - Contracted Provider

\$19.14

220 Social Security Contributions

\$428.13

230 Retirement Contributions

\$1,811.18

250 Unemployment Compensation

\$2.84

260 Workers' Compensation

\$62.12

270 Group Insurance - Self-Insurance

\$6,482.02

290 Other Current Employee Benefits

\$37.10

Total Personnel Services - Employee Benefits

\$8,842.53

Total 2540 Printing, Publishing and Duplicating Services

\$19,382.59

General Fund (10)

2600 Operation and Maintenance of Plant Services

Elementary

Secondary

Federal

Total

100 Personnel Services - Salaries

100 Personnel Services - Salaries \$6,765,336.21

Total Personnel Services - Salaries \$6,765,336.21

200 Personnel Services - Employee Benefits

210 Group Insurance - Contracted Provider \$10,147.73

220 Social Security Contributions \$497,972.20

230 Retirement Contributions \$1,444,983.69

250 Unemployment Compensation \$1,771.16

260 Workers' Compensation \$38,770.43

270 Group Insurance - Self-Insurance \$1,575,767.46

290 Other Current Employee Benefits \$23,151.95

Total Personnel Services - Employee Benefits \$3,592,564.62

300 Purchased Professional and Technical Services

329 Professional Educational Services - Other \$24,517.09

Total Purchased Professional and Technical Services \$24,517.09

400 Purchased Property Services

420 Utility Services \$2,065,938.27

430 Repairs and Maintenance Services \$631,150.52

440 Rentals \$2,133.92

Total Purchased Property Services \$2,699,222.71

500 Other Purchased Services

521 Fire Insurance \$209,262.00

522 Automotive Liability Insurance \$46,952.00

523 General Property and Liability Insurance \$49,195.00

529 Other Insurance \$10,725.00

530 Communications \$229,261.53

550 Printing and Binding (\$2.74)

580 Travel \$45,129.51

Total Other Purchased Services \$590,522.30

600 Supplies

610 General Supplies \$332,452.81 \$313,086.63 \$645,539.44

620 Energy \$876,525.29

630 Food \$2,678.25

640 Books and Periodicals \$459.80

Total Supplies \$332,452.81 \$313,086.63 \$1,525,202.78

700 Property

750 Equipment - Original and Additional \$12,677.95

760 Equipment - Replacement \$160,296.75

Total Property \$172,974.70

800 Other Objects

810 Dues and Fees \$7,300.99

LEA : 124159002 West Chester Area SD

Printed 12/10/2015 8:24:46 AM

General Fund (10)

2600 Operation and Maintenance of Plant Services

	<u>Elementary</u>	<u>Secondary</u>	<u>Federal</u>	<u>Total</u>
Total Other Objects				\$7,300.99
Total 2600 Operation and Maintenance of Plant Services	\$332,452.81	\$313,086.63		\$15,377,641.40

General Fund (10)

2610 Supervision of Operation and Maintenance of Plant Services

Elementary

Secondary

Federal

Total

100 Personnel Services - Salaries

100 Personnel Services - Salaries

\$1,621,121.30

Total Personnel Services - Salaries

\$1,621,121.30

200 Personnel Services - Employee Benefits

210 Group Insurance - Contracted Provider

\$3,280.53

220 Social Security Contributions

\$117,318.94

230 Retirement Contributions

\$352,176.00

250 Unemployment Compensation

\$446.01

260 Workers' Compensation

\$9,762.99

270 Group Insurance - Self-Insurance

\$319,795.88

290 Other Current Employee Benefits

\$5,830.02

Total Personnel Services - Employee Benefits

\$808,610.37

500 Other Purchased Services

530 Communications

\$22,699.68

550 Printing and Binding

(\$2.74)

580 Travel

\$45,129.51

Total Other Purchased Services

\$67,826.45

600 Supplies

640 Books and Periodicals

\$459.80

Total Supplies

\$459.80

800 Other Objects

810 Dues and Fees

\$2,169.99

Total Other Objects

\$2,169.99

Total 2610 Supervision of Operation and Maintenance of Plant Services

\$2,500,187.91

General Fund (10)

2611 Supervision of Operation and Maintenance of Plant Services - Head of Component

Elementary

Secondary

Federal

Total

100 Personnel Services - Salaries

100 Personnel Services - Salaries

\$172,308.72

Total Personnel Services - Salaries

\$172,308.72

200 Personnel Services - Employee Benefits

210 Group Insurance - Contracted Provider

\$808.63

220 Social Security Contributions

\$10,930.30

230 Retirement Contributions

\$37,679.84

250 Unemployment Compensation

\$47.41

260 Workers' Compensation

\$1,037.71

270 Group Insurance - Self-Insurance

\$9,633.61

290 Other Current Employee Benefits

\$619.67

Total Personnel Services - Employee Benefits

\$60,757.17

Total 2611 Supervision of Operation and Maintenance of Plant Services - Head of Component

\$233,065.89

General Fund (10)

2619 Supervision of Operation and Maintenance of Plant Services - All Other Supervision

Elementary

Secondary

Federal

Total

100 Personnel Services - Salaries

100 Personnel Services - Salaries

\$1,448,812.58

Total Personnel Services - Salaries

\$1,448,812.58

200 Personnel Services - Employee Benefits

210 Group Insurance - Contracted Provider

\$2,471.90

220 Social Security Contributions

\$106,388.64

230 Retirement Contributions

\$314,496.16

250 Unemployment Compensation

\$398.60

260 Workers' Compensation

\$8,725.28

270 Group Insurance - Self-Insurance

\$310,162.27

290 Other Current Employee Benefits

\$5,210.35

Total Personnel Services - Employee Benefits

\$747,853.20

500 Other Purchased Services

530 Communications

\$22,699.68

550 Printing and Binding

(\$2.74)

580 Travel

\$45,129.51

Total Other Purchased Services

\$67,826.45

600 Supplies

640 Books and Periodicals

\$459.80

Total Supplies

\$459.80

800 Other Objects

810 Dues and Fees

\$2,169.99

Total Other Objects

\$2,169.99

Total 2619 Supervision of Operation and Maintenance of Plant Services - All Other Supervision

\$2,267,122.02

General Fund (10)

	<u>Elementary</u>	<u>Secondary</u>	<u>Federal</u>	<u>Total</u>
2620 Operation of Buildings Services				
100 Personnel Services - Salaries				
100 Personnel Services - Salaries				\$4,400,542.36
Total Personnel Services - Salaries				\$4,400,542.36
200 Personnel Services - Employee Benefits				
210 Group Insurance - Contracted Provider				\$5,718.65
220 Social Security Contributions				\$326,560.37
230 Retirement Contributions				\$932,733.85
250 Unemployment Compensation				\$1,127.11
260 Workers' Compensation				\$24,672.25
270 Group Insurance - Self-Insurance				\$1,088,213.11
290 Other Current Employee Benefits				\$14,733.15
Total Personnel Services - Employee Benefits				\$2,393,758.49
300 Purchased Professional and Technical Services				
329 Professional Educational Services - Other				\$24,517.09
Total Purchased Professional and Technical Services				\$24,517.09
400 Purchased Property Services				
420 Utility Services				\$2,065,938.27
430 Repairs and Maintenance Services				\$595,713.70
440 Rentals				\$2,133.92
Total Purchased Property Services				\$2,663,785.89
500 Other Purchased Services				
521 Fire Insurance				\$209,262.00
522 Automotive Liability Insurance				\$46,952.00
523 General Property and Liability Insurance				\$49,195.00
529 Other Insurance				\$10,725.00
530 Communications				\$206,561.85
Total Other Purchased Services				\$522,695.85
600 Supplies				
610 General Supplies	\$306,454.58	\$288,602.86		\$595,057.44
620 Energy				\$800,882.55
630 Food				\$2,678.25
Total Supplies	\$306,454.58	\$288,602.86		\$1,398,618.24
700 Property				
750 Equipment - Original and Additional				\$12,187.95
760 Equipment - Replacement				\$160,296.75
Total Property				\$172,484.70
800 Other Objects				
810 Dues and Fees				\$5,131.00
Total Other Objects				\$5,131.00
Total 2620 Operation of Buildings Services	\$306,454.58	\$288,602.86		\$11,581,533.62

General Fund (10)

2630 Care and Upkeep of Grounds Services

Elementary

Secondary

Federal

Total

100 Personnel Services - Salaries

100 Personnel Services - Salaries

\$617,078.63

Total Personnel Services - Salaries

\$617,078.63

200 Personnel Services - Employee Benefits

210 Group Insurance - Contracted Provider

\$851.99

220 Social Security Contributions

\$44,880.41

230 Retirement Contributions

\$132,612.97

250 Unemployment Compensation

\$163.87

260 Workers' Compensation

\$3,587.15

270 Group Insurance - Self-Insurance

\$141,858.08

290 Other Current Employee Benefits

\$2,142.08

Total Personnel Services - Employee Benefits

\$326,096.55

400 Purchased Property Services

430 Repairs and Maintenance Services

\$39,113.06

Total Purchased Property Services

\$39,113.06

Total 2630 Care and Upkeep of Grounds Services

\$982,288.24

General Fund (10)

	<u>Elementary</u>	<u>Secondary</u>	<u>Federal</u>	<u>Total</u>
2650 Vehicle Operation and Maintenance Services (Other Than Student Transportation Vehicles)				
100 Personnel Services - Salaries				
100 Personnel Services - Salaries				\$65,404.48
Total Personnel Services - Salaries				\$65,404.48
200 Personnel Services - Employee Benefits				
210 Group Insurance - Contracted Provider				\$167.75
220 Social Security Contributions				\$4,724.06
230 Retirement Contributions				\$14,187.19
250 Unemployment Compensation				\$17.37
260 Workers' Compensation				\$380.29
270 Group Insurance - Self-Insurance				\$17,507.50
290 Other Current Employee Benefits				\$227.09
Total Personnel Services - Employee Benefits				\$37,211.25
400 Purchased Property Services				
430 Repairs and Maintenance Services				(\$3,676.24)
Total Purchased Property Services				(\$3,676.24)
600 Supplies				
610 General Supplies	\$25,998.23	\$24,483.77		\$50,482.00
620 Energy				\$75,642.74
Total Supplies	\$25,998.23	\$24,483.77		\$126,124.74
700 Property				
750 Equipment - Original and Additional				\$490.00
Total Property				\$490.00
Total 2650 Vehicle Operation and Maintenance Services (Other Than Student Transportation Vehicles)	\$25,998.23	\$24,483.77		\$225,554.23

General Fund (10)

2660 Safety and Security Services

Elementary

Secondary

Federal

Total

100 Personnel Services - Salaries

100 Personnel Services - Salaries

\$61,189.44

Total Personnel Services - Salaries

\$61,189.44

200 Personnel Services - Employee Benefits

210 Group Insurance - Contracted Provider

\$128.81

220 Social Security Contributions

\$4,488.42

230 Retirement Contributions

\$13,273.68

250 Unemployment Compensation

\$16.80

260 Workers' Compensation

\$367.75

270 Group Insurance - Self-Insurance

\$8,392.89

290 Other Current Employee Benefits

\$219.61

Total Personnel Services - Employee Benefits

\$26,887.96

Total 2660 Safety and Security Services

\$88,077.40

General Fund (10)

	<u>Elementary</u>	<u>Secondary</u>	<u>Federal</u>	<u>Total</u>
2700 Student Transportation Services				
100 Personnel Services - Salaries				
100 Personnel Services - Salaries				\$206,519.97
Total Personnel Services - Salaries				\$206,519.97
200 Personnel Services - Employee Benefits				
210 Group Insurance - Contracted Provider				\$326.82
220 Social Security Contributions				\$15,219.43
230 Retirement Contributions				\$42,758.57
250 Unemployment Compensation				\$56.38
260 Workers' Compensation				\$1,234.11
270 Group Insurance - Self-Insurance				\$29,238.75
290 Other Current Employee Benefits				\$736.95
Total Personnel Services - Employee Benefits				\$89,571.01
300 Purchased Professional and Technical Services				
329 Professional Educational Services - Other				\$20,724.19
Total Purchased Professional and Technical Services				\$20,724.19
400 Purchased Property Services				
440 Rentals				\$1,519.68
Total Purchased Property Services				\$1,519.68
500 Other Purchased Services				
513 Contracted Carriers			\$10,000.00	\$12,664,584.72
516 Student Transportation Services From the IU				\$7,303.29
530 Communications				\$3,326.26
550 Printing and Binding				\$1,929.01
580 Travel				\$2,028.83
Total Other Purchased Services			\$10,000.00	\$12,679,172.11
600 Supplies				
610 General Supplies				\$2,697.19
630 Food				\$1,253.00
640 Books and Periodicals				\$293.00
Total Supplies				\$4,243.19
700 Property				
750 Equipment - Original and Additional				\$2,278.87
Total Property				\$2,278.87
800 Other Objects				
810 Dues and Fees				\$1,873.66
Total Other Objects				\$1,873.66
Total 2700 Student Transportation Services			\$10,000.00	\$13,005,902.68

General Fund (10)

2710 Supervision of Student Transportation Services

Elementary

Secondary

Federal

Total

100 Personnel Services - Salaries

100 Personnel Services - Salaries

\$98,291.60

Total Personnel Services - Salaries

\$98,291.60

200 Personnel Services - Employee Benefits

210 Group Insurance - Contracted Provider

\$156.18

220 Social Security Contributions

\$7,235.40

230 Retirement Contributions

\$20,356.95

250 Unemployment Compensation

\$26.87

260 Workers' Compensation

\$588.10

270 Group Insurance - Self-Insurance

\$14,306.32

290 Other Current Employee Benefits

\$351.18

Total Personnel Services - Employee Benefits

\$43,021.00

300 Purchased Professional and Technical Services

329 Professional Educational Services - Other

\$20,724.19

Total Purchased Professional and Technical Services

\$20,724.19

400 Purchased Property Services

440 Rentals

\$1,519.68

Total Purchased Property Services

\$1,519.68

500 Other Purchased Services

530 Communications

\$3,326.26

550 Printing and Binding

\$1,929.01

580 Travel

\$2,028.83

Total Other Purchased Services

\$7,284.10

600 Supplies

610 General Supplies

\$2,697.19

630 Food

\$1,253.00

640 Books and Periodicals

\$293.00

Total Supplies

\$4,243.19

700 Property

750 Equipment - Original and Additional

\$2,278.87

Total Property

\$2,278.87

800 Other Objects

810 Dues and Fees

\$1,873.66

Total Other Objects

\$1,873.66

Total 2710 Supervision of Student Transportation Services

\$179,236.29

General Fund (10)

2719 Supervision of Student Transportation Services - All Other Supervision

Elementary Secondary Federal Total

100 Personnel Services - Salaries				
100 Personnel Services - Salaries				\$98,291.60
Total Personnel Services - Salaries				\$98,291.60
200 Personnel Services - Employee Benefits				
210 Group Insurance - Contracted Provider				\$156.18
220 Social Security Contributions				\$7,235.40
230 Retirement Contributions				\$20,356.95
250 Unemployment Compensation				\$26.87
260 Workers' Compensation				\$588.10
270 Group Insurance - Self-Insurance				\$14,306.32
290 Other Current Employee Benefits				\$351.18
Total Personnel Services - Employee Benefits				\$43,021.00
300 Purchased Professional and Technical Services				
329 Professional Educational Services - Other				\$20,724.19
Total Purchased Professional and Technical Services				\$20,724.19
400 Purchased Property Services				
440 Rentals				\$1,519.68
Total Purchased Property Services				\$1,519.68
500 Other Purchased Services				
530 Communications				\$3,326.26
550 Printing and Binding				\$1,929.01
580 Travel				\$2,028.83
Total Other Purchased Services				\$7,284.10
600 Supplies				
610 General Supplies				\$2,697.19
630 Food				\$1,253.00
640 Books and Periodicals				\$293.00
Total Supplies				\$4,243.19
700 Property				
750 Equipment - Original and Additional				\$2,278.87
Total Property				\$2,278.87
800 Other Objects				
810 Dues and Fees				\$1,873.66
Total Other Objects				\$1,873.66
Total 2719 Supervision of Student Transportation Services - All Other Supervision				\$179,236.29

LEA : 124159002 West Chester Area SD

Printed 12/10/2015 8:24:46 AM

General Fund (10)

2720 Vehicle Operation Services

Elementary

Secondary

Federal

Total

500 Other Purchased Services

513 Contracted Carriers

\$10,000.00

\$6,436,730.90

516 Student Transportation Services From the IU

\$7,303.29

Total Other Purchased Services

\$10,000.00

\$6,444,034.19

Total 2720 Vehicle Operation Services

\$10,000.00

\$6,444,034.19

General Fund (10)

2750 Nonpublic Transportation

Elementary

Secondary

Federal

Total

100 Personnel Services - Salaries

100 Personnel Services - Salaries

\$108,228.37

Total Personnel Services - Salaries

\$108,228.37

200 Personnel Services - Employee Benefits

210 Group Insurance - Contracted Provider

\$170.64

220 Social Security Contributions

\$7,984.03

230 Retirement Contributions

\$22,401.62

250 Unemployment Compensation

\$29.51

260 Workers' Compensation

\$646.01

270 Group Insurance - Self-Insurance

\$14,932.43

290 Other Current Employee Benefits

\$385.77

Total Personnel Services - Employee Benefits

\$46,550.01

500 Other Purchased Services

513 Contracted Carriers

\$6,227,853.82

Total Other Purchased Services

\$6,227,853.82

Total 2750 Nonpublic Transportation

\$6,382,632.20

LEA : 124159002 West Chester Area SD

Printed 12/10/2015 8:24:46 AM

Page - 58 of 72

General Fund (10)**2800 Support Services - Central****Elementary****Secondary****Federal****Total****100 Personnel Services - Salaries**

100 Personnel Services - Salaries

\$11,249.37 \$1,657,173.99

Total Personnel Services - Salaries**\$11,249.37 \$1,657,173.99****200 Personnel Services - Employee Benefits**

210 Group Insurance - Contracted Provider

\$21.88 \$4,836.32

220 Social Security Contributions

\$812.44 \$116,254.23

230 Retirement Contributions

\$2,419.37 \$335,240.39

250 Unemployment Compensation

\$421.47

260 Workers' Compensation

\$9,225.97

270 Group Insurance - Self-Insurance

\$5.20 \$348,929.88

290 Other Current Employee Benefits

\$8,366.72

Total Personnel Services - Employee Benefits**\$3,258.89 \$823,274.98****300 Purchased Professional and Technical Services**

329 Professional Educational Services - Other

\$190.00 \$161,564.19

340 Technical Services

\$291,364.03

Total Purchased Professional and Technical Services**\$190.00 \$452,928.22****400 Purchased Property Services**

430 Repairs and Maintenance Services

\$71,152.76

440 Rentals

\$7,247.21

Total Purchased Property Services**\$78,399.97****500 Other Purchased Services**

530 Communications

\$138.93 \$30,288.75

549 Other Advertising/Public Relations

\$1,799.00

550 Printing and Binding

\$1,628.70

580 Travel

\$6,735.77

Total Other Purchased Services**\$138.93 \$40,452.22****600 Supplies**

610 General Supplies

\$12,310.41

630 Food

\$1,102.00

650 Supplies & Fees - Technology Related

\$126,299.99

Total Supplies**\$139,712.40****700 Property**

750 Equipment - Original and Additional

\$399.99

Total Property**\$399.99****800 Other Objects**

810 Dues and Fees

\$17,064.20

Total Other Objects**\$17,064.20****Total 2800 Support Services - Central****\$14,837.19 \$3,209,405.97**

General Fund (10)

2810 Planning, Research, Development and Evaluation Services

Elementary

Secondary

Federal

Total

500 Other Purchased Services

530 Communications

\$6,844.19

Total Other Purchased Services

\$6,844.19

600 Supplies

630 Food

\$719.00

Total Supplies

\$719.00

Total 2810 Planning, Research, Development and Evaluation Services

\$7,563.19

General Fund (10)

2820 Information Services

Elementary Secondary Federal Total

100 Personnel Services - Salaries

100 Personnel Services - Salaries \$871,092.03

Total Personnel Services - Salaries \$871,092.03

200 Personnel Services - Employee Benefits

210 Group Insurance - Contracted Provider \$3,159.26

220 Social Security Contributions \$60,712.23

230 Retirement Contributions \$187,346.30

250 Unemployment Compensation \$238.29

260 Workers' Compensation \$5,216.11

270 Group Insurance - Self-Insurance \$206,590.54

290 Other Current Employee Benefits \$3,114.83

Total Personnel Services - Employee Benefits \$466,377.56

300 Purchased Professional and Technical Services

329 Professional Educational Services - Other \$43,641.33

340 Technical Services \$289,601.53

Total Purchased Professional and Technical Services \$333,242.86

400 Purchased Property Services

430 Repairs and Maintenance Services \$71,152.76

Total Purchased Property Services \$71,152.76

500 Other Purchased Services

530 Communications \$22,012.63

580 Travel \$4,468.25

Total Other Purchased Services \$26,480.88

600 Supplies

650 Supplies & Fees - Technology Related \$126,299.99

Total Supplies \$126,299.99

Total 2820 Information Services \$1,894,646.08

General Fund (10)

2821 Supervision of Information Services

Elementary

Secondary

Federal

Total

100 Personnel Services - Salaries

100 Personnel Services - Salaries

\$200,910.15

Total Personnel Services - Salaries

\$200,910.15

200 Personnel Services - Employee Benefits

210 Group Insurance - Contracted Provider

\$2,336.91

220 Social Security Contributions

\$12,903.57

230 Retirement Contributions

\$43,360.86

250 Unemployment Compensation

\$54.10

260 Workers' Compensation

\$1,184.18

270 Group Insurance - Self-Insurance

\$26,585.03

290 Other Current Employee Benefits

\$707.14

Total Personnel Services - Employee Benefits

\$87,131.79

Total 2821 Supervision of Information Services

\$288,041.94

General Fund (10)

2829 Other Information Services

Elementary Secondary Federal Total

100 Personnel Services - Salaries

100 Personnel Services - Salaries \$670,181.88

Total Personnel Services - Salaries \$670,181.88

200 Personnel Services - Employee Benefits

210 Group Insurance - Contracted Provider \$822.35

220 Social Security Contributions \$47,808.66

230 Retirement Contributions \$143,985.44

250 Unemployment Compensation \$184.19

260 Workers' Compensation \$4,031.93

270 Group Insurance - Self-Insurance \$180,005.51

290 Other Current Employee Benefits \$2,407.69

Total Personnel Services - Employee Benefits \$379,245.77

300 Purchased Professional and Technical Services

329 Professional Educational Services - Other \$43,641.33

340 Technical Services \$289,601.53

Total Purchased Professional and Technical Services \$333,242.86

400 Purchased Property Services

430 Repairs and Maintenance Services \$71,152.76

Total Purchased Property Services \$71,152.76

500 Other Purchased Services

530 Communications \$22,012.63

580 Travel \$4,468.25

Total Other Purchased Services \$26,480.88

600 Supplies

650 Supplies & Fees - Technology Related \$126,299.99

Total Supplies \$126,299.99

Total 2829 Other Information Services \$1,606,604.14

General Fund (10)

2830 Staff Services

Elementary Secondary Federal Total

100 Personnel Services - Salaries
100 Personnel Services - Salaries \$491,484.66

Total Personnel Services - Salaries \$491,484.66

200 Personnel Services - Employee Benefits
210 Group Insurance - Contracted Provider \$929.82
220 Social Security Contributions \$33,833.34
230 Retirement Contributions \$84,869.29
250 Unemployment Compensation \$106.75
260 Workers' Compensation \$2,336.80
270 Group Insurance - Self-Insurance \$73,316.92
290 Other Current Employee Benefits \$4,252.81

Total Personnel Services - Employee Benefits \$199,645.73

300 Purchased Professional and Technical Services
329 Professional Educational Services - Other \$117,732.86

Total Purchased Professional and Technical Services \$117,732.86

400 Purchased Property Services
440 Rentals \$3,736.88

Total Purchased Property Services \$3,736.88

500 Other Purchased Services
530 Communications \$1,293.00
549 Other Advertising/Public Relations \$1,799.00
550 Printing and Binding \$1,628.70
580 Travel \$2,267.52

Total Other Purchased Services \$6,988.22

600 Supplies
610 General Supplies \$11,926.41
630 Food \$383.00

Total Supplies \$12,309.41

700 Property
750 Equipment - Original and Additional \$399.99

Total Property \$399.99

800 Other Objects
810 Dues and Fees \$16,889.20

Total Other Objects \$16,889.20

Total 2830 Staff Services \$849,186.95

General Fund (10)

2831 Supervision of Staff Services

Elementary

Secondary

Federal

Total

100 Personnel Services - Salaries

100 Personnel Services - Salaries

\$207,509.59

Total Personnel Services - Salaries

\$207,509.59

200 Personnel Services - Employee Benefits

210 Group Insurance - Contracted Provider

\$652.39

220 Social Security Contributions

\$13,742.99

230 Retirement Contributions

\$43,739.83

250 Unemployment Compensation

\$56.57

260 Workers' Compensation

\$1,238.33

270 Group Insurance - Self-Insurance

\$20,545.60

290 Other Current Employee Benefits

\$3,596.86

Total Personnel Services - Employee Benefits

\$83,572.57

Total 2831 Supervision of Staff Services

\$291,082.16

General Fund (10)

2832 Recruitment and Placement Services

Elementary

Secondary

Federal

Total

100 Personnel Services - Salaries

100 Personnel Services - Salaries

\$61,347.88

Total Personnel Services - Salaries

\$61,347.88

200 Personnel Services - Employee Benefits

210 Group Insurance - Contracted Provider

\$93.24

220 Social Security Contributions

\$4,352.49

230 Retirement Contributions

\$13,149.24

250 Unemployment Compensation

\$16.88

260 Workers' Compensation

\$369.46

270 Group Insurance - Self-Insurance

\$19,077.81

290 Other Current Employee Benefits

\$220.62

Total Personnel Services - Employee Benefits

\$37,279.74

Total 2832 Recruitment and Placement Services

\$98,627.62

General Fund (10)

2835 Health Services

100 Personnel Services - Salaries

100 Personnel Services - Salaries \$59,441.64

Total Personnel Services - Salaries \$59,441.64

200 Personnel Services - Employee Benefits

210 Group Insurance - Contracted Provider \$91.26

220 Social Security Contributions \$4,181.71

230 Retirement Contributions \$12,740.12

250 Unemployment Compensation \$16.35

260 Workers' Compensation \$357.98

270 Group Insurance - Self-Insurance \$17,165.82

290 Other Current Employee Benefits \$213.77

Total Personnel Services - Employee Benefits \$34,767.01

Total 2835 Health Services \$94,208.65

Elementary

Secondary

Federal

Total

General Fund (10)

2839 Other Staff Services

Elementary Secondary Federal Total

100 Personnel Services - Salaries				
100 Personnel Services - Salaries				\$163,185.55
Total Personnel Services - Salaries				\$163,185.55
200 Personnel Services - Employee Benefits				
210 Group Insurance - Contracted Provider				\$92.93
220 Social Security Contributions				\$11,556.15
230 Retirement Contributions				\$15,240.10
250 Unemployment Compensation				\$16.95
260 Workers' Compensation				\$371.03
270 Group Insurance - Self-Insurance				\$16,527.69
290 Other Current Employee Benefits				\$221.56
Total Personnel Services - Employee Benefits				\$44,026.41
300 Purchased Professional and Technical Services				
329 Professional Educational Services - Other				\$117,732.86
Total Purchased Professional and Technical Services				\$117,732.86
400 Purchased Property Services				
440 Rentals				\$3,736.88
Total Purchased Property Services				\$3,736.88
500 Other Purchased Services				
530 Communications				\$1,293.00
549 Other Advertising/Public Relations				\$1,799.00
550 Printing and Binding				\$1,628.70
580 Travel				\$2,267.52
Total Other Purchased Services				\$6,988.22
600 Supplies				
610 General Supplies				\$11,926.41
630 Food				\$383.00
Total Supplies				\$12,309.41
700 Property				
750 Equipment - Original and Additional				\$399.99
Total Property				\$399.99
800 Other Objects				
810 Dues and Fees				\$16,889.20
Total Other Objects				\$16,889.20
Total 2839 Other Staff Services				\$365,268.52

General Fund (10)

2840 Data Processing Services

Elementary

Secondary

Federal

Total

100 Personnel Services - Salaries

100 Personnel Services - Salaries

\$283,347.93

Total Personnel Services - Salaries

\$283,347.93

200 Personnel Services - Employee Benefits

210 Group Insurance - Contracted Provider

\$725.36

220 Social Security Contributions

\$20,896.22

230 Retirement Contributions

\$60,605.43

250 Unemployment Compensation

\$76.43

260 Workers' Compensation

\$1,673.06

270 Group Insurance - Self-Insurance

\$69,017.22

290 Other Current Employee Benefits

\$999.08

Total Personnel Services - Employee Benefits

\$153,992.80

300 Purchased Professional and Technical Services

340 Technical Services

\$1,762.50

Total Purchased Professional and Technical Services

\$1,762.50

400 Purchased Property Services

440 Rentals

\$3,510.33

Total Purchased Property Services

\$3,510.33

600 Supplies

610 General Supplies

\$384.00

Total Supplies

\$384.00

800 Other Objects

810 Dues and Fees

\$175.00

Total Other Objects

\$175.00

Total 2840 Data Processing Services

\$443,172.56

General Fund (10)

	<u>Elementary</u>	<u>Secondary</u>	<u>Federal</u>	<u>Total</u>
2850 State and Federal Agency Liaison Services				
100 Personnel Services - Salaries				
100 Personnel Services - Salaries			\$11,249.37	\$11,249.37
Total Personnel Services - Salaries			\$11,249.37	\$11,249.37
200 Personnel Services - Employee Benefits				
210 Group Insurance - Contracted Provider			\$21.88	\$21.88
220 Social Security Contributions			\$812.44	\$812.44
230 Retirement Contributions			\$2,419.37	\$2,419.37
270 Group Insurance - Self-Insurance			\$5.20	\$5.20
Total Personnel Services - Employee Benefits			\$3,258.89	\$3,258.89
300 Purchased Professional and Technical Services				
329 Professional Educational Services - Other			\$190.00	\$190.00
Total Purchased Professional and Technical Services			\$190.00	\$190.00
500 Other Purchased Services				
530 Communications			\$138.93	\$138.93
Total Other Purchased Services			\$138.93	\$138.93
Total 2850 State and Federal Agency Liaison Services			\$14,837.19	\$14,837.19

General Fund (10)

2900 Other Support Services

Elementary

Secondary

Federal

Total

500 Other Purchased Services

595 IU Payments By Withholding

\$126,988.09

Total Other Purchased Services

\$126,988.09

800 Other Objects

899 Pass-Through Funds

\$135,767.17

Total Other Objects

\$135,767.17

Total 2900 Other Support Services

\$262,755.26

General Fund (10)

2910 Support Services Not Listed Elsewhere In the 2000 Series

Elementary

Secondary

Federal

Total

500 Other Purchased Services

595 IU Payments By Withholding

\$126,988.09

Total Other Purchased Services

\$126,988.09

Total 2910 Support Services Not Listed Elsewhere In the 2000 Series

\$126,988.09

LEA : 124159002 West Chester Area SD

Printed 12/10/2015 8:24:46 AM

General Fund (10)

2990 Pass-Through Funds

Elementary

Secondary

Federal

Total

800 Other Objects

899 Pass-Through Funds

\$135,767.17

Total Other Objects

\$135,767.17

Total 2990 Pass-Through Funds

\$135,767.17

General Fund (10)

3000 Operation of Non-Instructional Services

Total

100 Personnel Services - Salaries

100 Personnel Services - Salaries \$2,705,035.86

Total Personnel Services - Salaries

\$2,705,035.86

200 Personnel Services - Employee Benefits

210 Group Insurance - Contracted Provider \$2,953.71

220 Social Security Contributions \$202,060.68

230 Retirement Contributions \$443,658.57

250 Unemployment Compensation \$171.67

260 Workers' Compensation \$3,759.01

270 Group Insurance - Self-Insurance \$126,391.56

290 Other Current Employee Benefits \$2,244.61

Total Personnel Services - Employee Benefits

\$781,239.81

300 Purchased Professional and Technical Services

310 Official / Administrative Services \$1,628.29

329 Professional Educational Services - Other \$338,479.25

Total Purchased Professional and Technical Services

\$340,107.54

400 Purchased Property Services

430 Repairs and Maintenance Services \$21,414.99

440 Rentals \$101,339.58

Total Purchased Property Services

\$122,754.57

500 Other Purchased Services

510 Student Transportation Services \$244,431.77

520 Insurance - General \$38,571.00

530 Communications \$2,614.46

550 Printing and Binding \$3,806.55

580 Travel \$47,282.75

Total Other Purchased Services

\$336,706.53

600 Supplies

610 General Supplies \$228,661.69

630 Food \$809.73

640 Books and Periodicals \$139.00

650 Supplies & Fees - Technology Related \$600.00

Total Supplies

\$230,210.42

700 Property

750 Equipment - Original and Additional \$5,968.63

760 Equipment - Replacement \$15,925.00

Total Property

\$21,893.63

800 Other Objects

810 Dues and Fees \$72,233.46

Total Other Objects

\$72,233.46

Total 3000 Operation of Non-Instructional Services

\$4,610,181.82

General Fund (10)

3200 Student Activities

Elementary Secondary Federal Total

100 Personnel Services - Salaries
100 Personnel Services - Salaries \$2,704,069.35

Total Personnel Services - Salaries \$2,704,069.35

200 Personnel Services - Employee Benefits
210 Group Insurance - Contracted Provider \$2,953.49
220 Social Security Contributions \$201,974.86
230 Retirement Contributions \$443,396.30
250 Unemployment Compensation \$171.67
260 Workers' Compensation \$3,759.01
270 Group Insurance - Self-Insurance \$126,391.56
290 Other Current Employee Benefits \$2,244.61

Total Personnel Services - Employee Benefits \$780,891.50

300 Purchased Professional and Technical Services
310 Official / Administrative Services \$1,628.29
329 Professional Educational Services - Other \$214,617.18

Total Purchased Professional and Technical Services \$216,245.47

400 Purchased Property Services
430 Repairs and Maintenance Services \$21,414.99
440 Rentals \$101,339.58

Total Purchased Property Services \$122,754.57

500 Other Purchased Services
510 Student Transportation Services \$244,431.77
520 Insurance - General \$38,571.00
530 Communications \$2,520.00
550 Printing and Binding \$3,776.55
580 Travel \$33,077.38

Total Other Purchased Services \$322,376.70

600 Supplies
610 General Supplies \$221,740.45
640 Books and Periodicals \$139.00
650 Supplies & Fees - Technology Related \$600.00

Total Supplies \$222,479.45

700 Property
750 Equipment - Original and Additional \$5,968.63
760 Equipment - Replacement \$15,925.00

Total Property \$21,893.63

800 Other Objects
810 Dues and Fees \$72,233.46

Total Other Objects \$72,233.46

Total 3200 Student Activities \$4,462,944.13

General Fund (10)

3300 Community Services

100 Personnel Services - Salaries

100 Personnel Services - Salaries

Total Personnel Services - Salaries

200 Personnel Services - Employee Benefits

210 Group Insurance - Contracted Provider

220 Social Security Contributions

230 Retirement Contributions

Total Personnel Services - Employee Benefits

300 Purchased Professional and Technical Services

329 Professional Educational Services - Other

Total Purchased Professional and Technical Services

500 Other Purchased Services

530 Communications

550 Printing and Binding

580 Travel

Total Other Purchased Services

600 Supplies

610 General Supplies

630 Food

Total Supplies

Total 3300 Community Services

	<u>Elementary</u>	<u>Secondary</u>	<u>Federal</u>	<u>Total</u>
			\$657.24	\$966.51
			\$657.24	\$966.51
			\$0.22	\$0.22
			\$64.53	\$85.82
			\$195.90	\$262.27
			\$260.65	\$348.31
			\$3,070.79	\$123,862.07
			\$3,070.79	\$123,862.07
			\$94.46	\$94.46
				\$30.00
			\$14,205.37	\$14,205.37
			\$14,299.83	\$14,329.83
			\$6,779.71	\$6,921.24
			\$461.73	\$809.73
			\$7,241.44	\$7,730.97
			\$25,529.95	\$147,237.69

General Fund (10)

5000 Other Expenditures and Financing Uses

Total

800 Other Objects

830 Interest	\$9,543,868.84
880 Refunds of Prior Years' Receipts	\$82,898.42

Total Other Objects	\$9,626,767.26
----------------------------	-----------------------

900 Other Uses of Funds

910 Redemption of Principal	\$11,620,000.00
932 Capital Reserve Fund Transfers Applicable To Fund 32	\$8,589,744.00

Total Other Uses of Funds	\$20,209,744.00
----------------------------------	------------------------

Total 5000 Other Expenditures and Financing Uses	\$29,836,511.26
---	------------------------

General Fund (10)

	<u>Elementary</u>	<u>Secondary</u>	<u>Federal</u>	<u>Total</u>
5100 Debt Service / Other Expenditures and Financing Uses				
800 Other Objects				
830 Interest				\$9,543,868.84
880 Refunds of Prior Years' Receipts				\$82,898.42
Total Other Objects				\$9,626,767.26
900 Other Uses of Funds				
910 Redemption of Principal				\$11,620,000.00
Total Other Uses of Funds				\$11,620,000.00
Total 5100 Debt Service / Other Expenditures and Financing Uses				\$21,246,767.26

General Fund (10)

	<u>Elementary</u>	<u>Secondary</u>	<u>Federal</u>	<u>Total</u>
5110 Debt Service				
800 Other Objects				
830 Interest				\$9,543,868.84
Total Other Objects				\$9,543,868.84
900 Other Uses of Funds				
910 Redemption of Principal				\$11,620,000.00
Total Other Uses of Funds				\$11,620,000.00
Total 5110 Debt Service				\$21,163,868.84

LEA : 124159002 West Chester Area SD

Printed 12/10/2015 8:24:53 AM

General Fund (10)

5130 Refund of Prior Year Revenues / Receipts

Elementary

Secondary

Federal

Total

800 Other Objects

880 Refunds of Prior Years' Receipts

\$82,898.42

Total Other Objects

\$82,898.42

Total 5130 Refund of Prior Year Revenues / Receipts

\$82,898.42

General Fund (10)

5200 Interfund Transfers - Out

Elementary

Secondary

Federal

Total

900 Other Uses of Funds

932 Capital Reserve Fund Transfers Applicable To Fund 32

\$8,589,744.00

Total Other Uses of Funds

\$8,589,744.00

Total 5200 Interfund Transfers - Out

\$8,589,744.00

LEA : 124159002 West Chester Area SD

Printed 12/10/2015 8:24:53 AM

General Fund (10)

5230 Capital Projects Fund Transfers

Elementary

Secondary

Federal

Total

900 Other Uses of Funds

932 Capital Reserve Fund Transfers Applicable To Fund 32

\$8,589,744.00

Total Other Uses of Funds

\$8,589,744.00

Total 5230 Capital Projects Fund Transfers

\$8,589,744.00

Capital Reserve Fund - § 1431 (32)

2000 Support Services

300 Purchased Professional and Technical Services

330 Other Professional Services \$3,684.88

Total Purchased Professional and Technical Services \$3,684.88

500 Other Purchased Services

520 Insurance - General (\$9,052.14)

Total Other Purchased Services (\$9,052.14)

700 Property

750 Equipment - Original and Additional \$18,625.01

760 Equipment - Replacement \$2,552,146.73

Total Property \$2,570,771.74

Total 2000 Support Services \$2,565,404.48

LEA : 124159002 West Chester Area SD

Printed 12/10/2015 8:24:49 AM

Capital Reserve Fund - § 1431 (32)

2100 Support Services - Students

	<u>Elementary</u>	<u>Secondary</u>	<u>Federal</u>	<u>Total</u>
700 <u>Property</u>				
750 Equipment - Original and Additional	\$125.73	\$118.41		\$244.14
Total Property	\$125.73	\$118.41		\$244.14
Total 2100 Support Services - Students	\$125.73	\$118.41		\$244.14

LEA : 124159002 West Chester Area SD

Printed 12/10/2015 8:24:49 AM

Capital Reserve Fund - § 1431 (32)

2110 Supervision of Student Services

700 Property

750 Equipment - Original and Additional

Total Property

Total 2110 Supervision of Student Services

Elementary

Secondary

Federal

Total

\$125.73

\$118.41

\$244.14

\$125.73

\$118.41

\$244.14

\$125.73

\$118.41

\$244.14

LEA : 124159002 West Chester Area SD

Printed 12/10/2015 8:24:49 AM

Capital Reserve Fund - § 1431 (32)

2119 Supervision of Student Services - All Other Supervision

700 Property

750 Equipment - Original and Additional

Total Property

Total 2119 Supervision of Student Services - All Other Supervision

	<u>Elementary</u>	<u>Secondary</u>	<u>Federal</u>	<u>Total</u>
750 Equipment - Original and Additional	\$125.73	\$118.41		\$244.14
Total Property	\$125.73	\$118.41		\$244.14
Total 2119 Supervision of Student Services - All Other Supervision	\$125.73	\$118.41		\$244.14

LEA : 124159002 West Chester Area SD

Printed 12/10/2015 8:24:49 AM

Capital Reserve Fund - § 1431 (32)

2200 Support Services - Instructional Staff

	<u>Elementary</u>	<u>Secondary</u>	<u>Federal</u>	<u>Total</u>
700 Property				
750 Equipment - Original and Additional	\$1,789.59	\$1,685.35		\$3,474.94
760 Equipment - Replacement	\$374,139.25	\$1,534,942.67		\$1,909,081.92
Total Property	\$375,928.84	\$1,536,628.02		\$1,912,556.86
Total 2200 Support Services - Instructional Staff	\$375,928.84	\$1,536,628.02		\$1,912,556.86

LEA : 124159002 West Chester Area SD

Printed 12/10/2015 8:24:49 AM

Capital Reserve Fund - § 1431 (32)

2220 Technology Support Services

700 Property

760 Equipment - Replacement

Total Property

Total 2220 Technology Support Services

<u>Elementary</u>	<u>Secondary</u>	<u>Federal</u>	<u>Total</u>
\$374,139.25	\$1,534,942.67		\$1,909,081.92
\$374,139.25	\$1,534,942.67		\$1,909,081.92
\$374,139.25	\$1,534,942.67		\$1,909,081.92

Capital Reserve Fund - § 1431 (32)

2270 Instructional Staff Professional Development Services

	<u>Elementary</u>	<u>Secondary</u>	<u>Federal</u>	<u>Total</u>
700 Property				
750 Equipment - Original and Additional	\$1,789.59	\$1,685.35		\$3,474.94
Total Property	\$1,789.59	\$1,685.35		\$3,474.94
Total 2270 Instructional Staff Professional Development Services	\$1,789.59	\$1,685.35		\$3,474.94

LEA : 124159002 West Chester Area SD

Printed 12/10/2015 8:24:49 AM

Capital Reserve Fund - § 1431 (32)

2300 Support Services - Administration

Elementary

Secondary

Federal

Total

700 Property

750 Equipment - Original and Additional

\$10,400.00

Total Property

\$10,400.00

Total 2300 Support Services - Administration

\$10,400.00

LEA : 124159002 West Chester Area SD

Printed 12/10/2015 8:24:49 AM

Capital Reserve Fund - § 1431 (32)

2390 Other Administration Services

Elementary

Secondary

Federal

Total

700 Property

750 Equipment - Original and Additional

\$10,400.00

Total Property

\$10,400.00

Total 2390 Other Administration Services

\$10,400.00

LEA : 124159002 West Chester Area SD

Printed 12/10/2015 8:24:49 AM

Capital Reserve Fund - § 1431 (32)

2500 Support Services - Business

700 Property

760 Equipment - Replacement

	<u>Elementary</u>	<u>Secondary</u>	<u>Federal</u>	<u>Total</u>
Total Property				\$50,109.37
Total 2500 Support Services - Business				\$50,109.37

LEA : 124159002 West Chester Area SD

Printed 12/10/2015 8:24:49 AM

Capital Reserve Fund - § 1431 (32)

2510 Fiscal Services

Elementary

Secondary

Federal

Total

700 Property

760 Equipment - Replacement

\$50,109.37

Total Property

\$50,109.37

Total 2510 Fiscal Services

\$50,109.37

LEA : 124159002 West Chester Area SD

Printed 12/10/2015 8:24:49 AM

Capital Reserve Fund - § 1431 (32)

2515 Financial Accounting Services

Elementary

Secondary

Federal

Total

700 Property

760 Equipment - Replacement

\$50,109.37

Total Property

\$50,109.37

Total 2515 Financial Accounting Services

\$50,109.37

Capital Reserve Fund - § 1431 (32)

2800 Support Services - Central

Elementary

Secondary

Federal

Total

300 Purchased Professional and Technical Services

330 Other Professional Services

\$3,684.88

Total Purchased Professional and Technical Services

\$3,684.88

500 Other Purchased Services

520 Insurance - General

(\$9,052.14)

Total Other Purchased Services

(\$9,052.14)

700 Property

750 Equipment - Original and Additional

\$4,505.93

760 Equipment - Replacement

\$592,955.44

Total Property

\$597,461.37

Total 2800 Support Services - Central

\$592,094.11

Capital Reserve Fund - § 1431 (32)

2810 Planning, Research, Development and Evaluation Services

Elementary

Secondary

Federal

Total

300 Purchased Professional and Technical Services

330 Other Professional Services

\$3,684.88

Total Purchased Professional and Technical Services

\$3,684.88

500 Other Purchased Services

520 Insurance - General

(\$9,052.14)

Total Other Purchased Services

(\$9,052.14)

700 Property

750 Equipment - Original and Additional

\$4,505.93

760 Equipment - Replacement

\$592,955.44

Total Property

\$597,461.37

Total 2810 Planning, Research, Development and Evaluation Services

\$592,094.11

Capital Reserve Fund - § 1431 (32)

4000 Facilities Acquisition, Construction and Improvement Services

Total

300 Purchased Professional and Technical Services

330 Other Professional Services

\$412,510.19

Total Purchased Professional and Technical Services

\$412,510.19

700 Property

750 Equipment - Original and Additional

\$1,268,855.66

Total Property

\$1,268,855.66

Total 4000 Facilities Acquisition, Construction and Improvement Services

\$1,681,365.85

Capital Reserve Fund - § 1431 (32)

4500 Building Acquisition and Construction Services - Original and Additional

Elementary

Secondary

Federal

Total

300 Purchased Professional and Technical Services

330 Other Professional Services

\$412,510.19

Total Purchased Professional and Technical Services

\$412,510.19

700 Property

750 Equipment - Original and Additional

\$1,268,855.66

Total Property

\$1,268,855.66

Total 4500 Building Acquisition and Construction Services - Original and Additional

\$1,681,365.85

Other Capital Projects Fund (39)

2000 Support Services

800 Other Objects

810 Dues and Fees

\$56,166.00

Total Other Objects

\$56,166.00

Total 2000 Support Services

\$56,166.00

LEA : 124159002 West Chester Area SD

Printed 12/10/2015 8:24:49 AM

Other Capital Projects Fund (39)

2300 Support Services - Administration

Elementary

Secondary

Federal

Total

800 Other Objects

810 Dues and Fees

\$56,166.00

Total Other Objects

\$56,166.00

Total 2300 Support Services - Administration

\$56,166.00

LEA : 124159002 West Chester Area SD

Printed 12/10/2015 8:24:49 AM

Other Capital Projects Fund (39)

2390 Other Administration Services

Elementary

Secondary

Federal

Total

800 Other Objects

810 Dues and Fees

\$56,166.00

Total Other Objects

\$56,166.00

Total 2390 Other Administration Services

\$56,166.00

Other Capital Projects Fund (39)

4000 Facilities Acquisition, Construction and Improvement Services

Total

100 Personnel Services - Salaries

100 Personnel Services - Salaries \$232,798.88

Total Personnel Services - Salaries

\$232,798.88

200 Personnel Services - Employee Benefits

210 Group Insurance - Contracted Provider \$673.35

220 Social Security Contributions \$17,393.84

230 Retirement Contributions \$49,004.01

270 Group Insurance - Self-Insurance \$35,776.52

Total Personnel Services - Employee Benefits

\$102,847.72

300 Purchased Professional and Technical Services

330 Other Professional Services \$11,381,011.99

Total Purchased Professional and Technical Services

\$11,381,011.99

600 Supplies

610 General Supplies \$56,414.00

Total Supplies

\$56,414.00

700 Property

750 Equipment - Original and Additional \$54,700.72

Total Property

\$54,700.72

Total 4000 Facilities Acquisition, Construction and Improvement Services

\$11,827,773.31

Other Capital Projects Fund (39)

4600 Existing Building Improvement Services

Elementary

Secondary

Federal

Total

100 Personnel Services - Salaries

100 Personnel Services - Salaries

\$232,798.88

Total Personnel Services - Salaries

\$232,798.88

200 Personnel Services - Employee Benefits

210 Group Insurance - Contracted Provider

\$673.35

220 Social Security Contributions

\$17,393.84

230 Retirement Contributions

\$49,004.01

270 Group Insurance - Self-Insurance

\$35,776.52

Total Personnel Services - Employee Benefits

\$102,847.72

300 Purchased Professional and Technical Services

330 Other Professional Services

\$11,381,011.99

Total Purchased Professional and Technical Services

\$11,381,011.99

600 Supplies

610 General Supplies

\$56,414.00

Total Supplies

\$56,414.00

700 Property

750 Equipment - Original and Additional

\$54,700.72

Total Property

\$54,700.72

Total 4600 Existing Building Improvement Services

\$11,827,773.31

LEA : 124159002 West Chester Area SD

Printed 12/10/2015 8:24:50 AM

Debt Service Fund (40)

2000 Support Services

800 Other Objects

810 Dues and Fees

Total

\$220,545.00

Total Other Objects

\$220,545.00

Total 2000 Support Services

\$220,545.00

LEA : 124159002 West Chester Area SD

Printed 12/10/2015 8:24:50 AM

Debt Service Fund (40)

2300 Support Services - Administration

Elementary

Secondary

Federal

Total

800 Other Objects

810 Dues and Fees

\$220,545.00

Total Other Objects

\$220,545.00

Total 2300 Support Services - Administration

\$220,545.00

LEA : 124159002 West Chester Area SD

Printed 12/10/2015 8:24:50 AM

Debt Service Fund (40)

2390 Other Administration Services

Elementary

Secondary

Federal

Total

800 Other Objects

810 Dues and Fees

\$220,545.00

Total Other Objects

\$220,545.00

Total 2390 Other Administration Services

\$220,545.00

Debt Service Fund (40)

5000 Other Expenditures and Financing Uses

Total

900 Other Uses of Funds

910 Redemption of Principal

\$71,069,921.00

939 Other Fund Transfers

\$56,166.00

Total Other Uses of Funds

\$71,126,087.00

Total 5000 Other Expenditures and Financing Uses

\$71,126,087.00

LEA : 124159002 West Chester Area SD

Printed 12/10/2015 8:24:54 AM

Debt Service Fund (40)

5100 Debt Service / Other Expenditures and Financing Uses

Elementary

Secondary

Federal

Total

900 Other Uses of Funds

910 Redemption of Principal

\$71,069,921.00

Total Other Uses of Funds

\$71,069,921.00

Total 5100 Debt Service / Other Expenditures and Financing Uses

\$71,069,921.00

LEA : 124159002 West Chester Area SD

Printed 12/10/2015 8:24:54 AM

Debt Service Fund (40)

5120 Debt Service - Refunded Bonds

Elementary

Secondary

Federal

Total

900 Other Uses of Funds

910 Redemption of Principal

\$71,069,921.00

Total Other Uses of Funds

\$71,069,921.00

Total 5120 Debt Service - Refunded Bonds

\$71,069,921.00

LEA : 124159002 West Chester Area SD

Printed 12/10/2015 8:24:54 AM

Debt Service Fund (40)

5200 Interfund Transfers - Out

Elementary

Secondary

Federal

Total

900 Other Uses of Funds

939 Other Fund Transfers

\$56,166.00

Total Other Uses of Funds

\$56,166.00

Total 5200 Interfund Transfers - Out

\$56,166.00

LEA : 124159002 West Chester Area SD

Printed 12/10/2015 8:24:54 AM

Debt Service Fund (40)

5230 Capital Projects Fund Transfers

Elementary

Secondary

Federal

Total

900 Other Uses of Funds

939 Other Fund Transfers

\$56,166.00

Total Other Uses of Funds

\$56,166.00

Total 5230 Capital Projects Fund Transfers

\$56,166.00

	<u>General Fund (10)</u>	<u>Public Purpose Trust (27)</u>	<u>Other Compt Athletic / Activity (29)</u>	<u>Capital Reserve (690-1850) (31)</u>	<u>Capital Reserve (1431) (32)</u>
1000 Instruction					
1100 Regular Programs - Elementary / Secondary	\$84,864,111.49				
1200 Special Programs - Elementary / Secondary	\$31,033,459.99				
1300 Vocational Education	\$5,395,734.35				
1400 Other Instructional Programs - Elementary / Secondary	\$827,445.82				
1500 Nonpublic School Programs	\$26,306.46				
Total Instruction	\$122,147,058.11				
2000 Support Services					
2100 Support Services - Students	\$8,265,335.82				\$244.14
2200 Support Services - Instructional Staff	\$4,873,549.78				\$1,912,556.86
2300 Support Services - Administration	\$10,279,964.55				\$10,400.00
2400 Support Services - Pupil Health	\$2,075,994.80				
2500 Support Services - Business	\$1,711,746.28				\$50,109.37
2600 Operation and Maintenance of Plant Services	\$15,377,641.40				
2700 Student Transportation Services	\$13,005,902.68				
2800 Support Services - Central	\$3,209,405.97				\$592,094.11
2900 Other Support Services	\$262,755.26				
Total Support Services	\$59,062,296.54				\$2,565,404.48
3000 Operation of Non-Instructional Services					
3200 Student Activities	\$4,462,944.13				
3300 Community Services	\$147,237.69				
Total Operation of Non-Instructional Services	\$4,610,181.82				
4000 Facilities Acquisition, Construction and Improvement Services					
4500 Building Acquisition and Construction Services - Original and Additional					\$1,681,365.85
4600 Existing Building Improvement Services					
Total Facilities Acquisition, Construction and Improvement Services					\$1,681,365.85
5000 Other Expenditures and Financing Uses					
5100 Debt Service / Other Expenditures and Financing Uses	\$21,246,767.26				
5200 Interfund Transfers - Out	\$8,589,744.00				
Total Other Expenditures and Financing Uses	\$29,836,511.26				
TOTAL ACTUAL EXPENDITURES & OTHER FINANCING USES	\$215,656,047.73				\$4,246,770.33

	<u>Other Capital Projects Fund (39)</u>	<u>Debt Service (40)</u>	<u>Permanent (90)</u>	<u>Total</u>
1000 Instruction				
1100 Regular Programs - Elementary / Secondary				\$84,864,111.49
1200 Special Programs - Elementary / Secondary				\$31,033,459.99
1300 Vocational Education				\$5,395,734.35
1400 Other Instructional Programs - Elementary / Secondary				\$827,445.82
1500 Nonpublic School Programs				\$26,306.46
Total Instruction				\$122,147,058.11
2000 Support Services				
2100 Support Services - Students				\$8,265,579.96
2200 Support Services - Instructional Staff				\$6,786,106.64
2300 Support Services - Administration	\$56,166.00	\$220,545.00		\$10,567,075.55
2400 Support Services - Pupil Health				\$2,075,994.80
2500 Support Services - Business				\$1,761,855.65
2600 Operation and Maintenance of Plant Services				\$15,377,641.40
2700 Student Transportation Services				\$13,005,902.68
2800 Support Services - Central				\$3,801,500.08
2900 Other Support Services				\$262,755.26
Total Support Services	\$56,166.00	\$220,545.00		\$61,904,412.02
3000 Operation of Non-Instructional Services				
3200 Student Activities				\$4,462,944.13
3300 Community Services				\$147,237.69
Total Operation of Non-Instructional Services				\$4,610,181.82
4000 Facilities Acquisition, Construction and Improvement Services				
4500 Building Acquisition and Construction Services - Original and Additional				\$1,681,365.85
4600 Existing Building Improvement Services	\$11,827,773.31			\$11,827,773.31
Total Facilities Acquisition, Construction and Improvement Services	\$11,827,773.31			\$13,509,139.16
5000 Other Expenditures and Financing Uses				
5100 Debt Service / Other Expenditures and Financing Uses		\$71,069,921.00		\$92,316,688.26
5200 Interfund Transfers - Out		\$56,166.00		\$8,645,910.00
Total Other Expenditures and Financing Uses		\$71,126,087.00		\$100,962,598.26
TOTAL ACTUAL EXPENDITURES & OTHER FINANCING USES	\$11,883,939.31	\$71,346,632.00		\$303,133,389.37

LEA : 124159002 West Chester Area SD

Printed 12/10/2015 8:24:57 AM

PSERS Salary Data (Salary Data should relate to the General Fund only)

Amount Description	Amount
Total Salary Base for salaries subject to PSERS withholding	\$88,298,648.39
Total Federally Funded salaries subject to PSERS withholding	\$569,711.85
	<hr/>

Title I Expenditure Data

Amount Description	Amount
Expenditures Funded with Current Title I Funds	\$818,064.00
Expenditures Funded with Carry over Title I Funds	
	<hr/>
Total Title I Expenditure Data	\$818,064.00
	<hr/>

Title I ARRA Amount

Amount Description	Amount
Portion of Total Title I Expenditures funded with ARRA Title I	
	<hr/>

Benefits for Staff Relative to Collective Bargaining Agreements

	OBJECT	COVERED	NOT COVERED	TOTAL
10 General Fund				
	211 Medical Insurance			
	212 Dental Insurance			
	215 Eye Care Insurance			
	216 Prescription Insurance			
	271 Self-Insurance Medical Benefits	\$12,649,075.82	\$1,253,604.59	\$13,902,680.41
	272 Self-Insurance Dental Benefits	\$995,168.95	\$98,627.63	\$1,093,796.58
	275 Self-Insurance Eye Care Benefits	\$169,978.06	\$16,873.33	\$186,851.39
	276 Self-Insurance Prescription Benefits	\$4,870,853.63	\$483,518.42	\$5,354,372.05
	FUND TOTAL	\$18,685,076.46	\$1,852,623.97	\$20,537,700.43
50 Enterprise Fund	No Self Insurance data to report			
	211 Medical Insurance			
	212 Dental Insurance			
	215 Eye Care Insurance			
	216 Prescription Insurance			
	271 Self-Insurance Medical Benefits			
	272 Self-Insurance Dental Benefits			
	275 Self-Insurance Eye Care Benefits			
	276 Self-Insurance Prescription Benefits			
	FUND TOTAL			
60 Internal Service Fund	No Self Insurance data to report			
	211 Medical Insurance			
	212 Dental Insurance			
	215 Eye Care Insurance			
	216 Prescription Insurance			
	271 Self-Insurance Medical Benefits			
	272 Self-Insurance Dental Benefits			
	275 Self-Insurance Eye Care Benefits			
	276 Self-Insurance Prescription Benefits			
	FUND TOTAL			
Total of All Funds		\$18,685,076.46	\$1,852,623.97	\$20,537,700.43

LEA : 124159002 West Chester Area SD

Printed 12/10/2015 8:24:58 AM

Function	Special Education (Prior Year)	Nonspecial Education (Prior Year)	Total (Prior Year)	Special Education (Current Year)	Nonspecial Education (Current Year)	Total (Current Year)
2120 Guidance Services	1,753,880.83	2,630,821.24	4,384,702.07	1,851,243.28	2,776,864.92	4,628,108.20
2140 Psychological Services	1,737,424.71	193,047.19	1,930,471.90	1,814,994.86	201,666.10	2,016,660.96
2150 Speech Pathology and Audiology Services						
2160 Social Work Services	140,178.52	420,535.57	560,714.09	167,722.88	503,168.65	670,891.53
2260 Instruction and Curriculum Development Services	149,939.87	1,099,559.08	1,249,498.95	181,172.43	1,328,597.83	1,509,770.26
2350 Legal and Accounting Services	31,210.85	228,879.60	260,090.45	21,655.02	158,803.51	180,458.53
2420 Medical Services	216.48	1,587.52	1,804.00	206.40	1,513.60	1,720.00
2440 Nursing Services	213,335.28	1,564,458.73	1,777,794.01	219,463.59	1,609,399.69	1,828,863.28
2700 Student Transportation Services	3,286,774.68	9,363,244.46	12,650,019.14	3,675,528.33	9,330,374.35	13,005,902.68
Total	7,312,961.22	15,502,133.39	22,815,094.61	7,931,986.79	15,910,388.65	23,842,375.44

(PRINCIPAL AMOUNTS ONLY)

ALL GOVERNMENTAL FUND TYPES

	Short-Term Borrowing	General Obligation Bonds/Notes	Authority Building Obligations	Other Long-Term Debt	Other Post-Employment Benefits (OPEB)	Compensated Absences
1. Debt at Beginning of Fiscal Year		285,016,000.00			236,392.00	4,877,394.00
2. Additional Debt Incurred During Year		65,485,000.00			1,846,104.00	124,080.00
3. Retirements and Repayments		78,675,000.00			1,788,980.00	195,621.00
4. Debt at End of Fiscal Year		271,826,000.00			293,516.00	4,805,853.00
5. Accreted Interest at End Of Fiscal Year						
6. Total Debt and Accreted Interest		271,826,000.00			293,516.00	4,805,853.00
7. Current Portion P&I - Due within 1 year		20,448,460.00				
8. Interest Paid during current fiscal year		9,543,868.84				

(PRINCIPAL AMOUNTS ONLY)

ALL PROPRIETARY FUND TYPES

- 1. Debt at Beginning of Fiscal Year
- 2. Additional Debt Incurred During Year
- 3. Retirements and Repayments
- 4. Debt at End of Fiscal Year
- 5. Accreted Interest at End Of Fiscal Year
- 6. Total Debt and Accreted Interest
- 7. Current Portion P&I - Due within 1 year
- 8. Interest Paid during current fiscal year

Total Principal and Interest Payments Made by Your School - All Funds

Function	Fund		Principal (910)	Principal (920)	Interest (830)	Total (Principal +Interest)	Misc Other Uses (990)
5110	10	General Fund	11,620,000.00		9,543,868.84	21,163,868.84	
5110	20	Special Revenue Funds					
5110	30	Capital Projects Funds					
5110	40	Debt Service Fund					
5120	10	General Fund					
5120	20	Special Revenue Funds					
5120	30	Capital Projects Funds					
5120	40	Debt Service Fund	71,069,921.00			71,069,921.00	
Total Debt Payments - Governmental Funds			82,689,921.00		9,543,868.84	92,233,789.84	

Function	Fund		Principal (910)	Principal (920)	Interest (830)	Total (Principal +Interest)
5110	50	Enterprise Fund				
5110	60	Internal Service Fund				
5120	50	Enterprise Fund				
5120	60	Internal Service Fund				
Total Debt Payments - Proprietary Funds						

Bond Details
Governmental Funds

Debt Category	Debt Issue Date (MM/YYYY)	Principal Amounts Only			Debt at End of Fiscal Year	Current Portion Due Within One Year (Principal and Interest)	Interest Paid During Fiscal Year
		Debt at Beginning of Fiscal Year	Additions	Reductions / Repayments			
Other Post-Employment Benefits (OPEB)		236,392.00	1,846,104.00	1,788,980.00	293,516.00		
Compensated Absences		4,877,394.00	124,080.00	195,621.00	4,805,853.00		
General Obligation Bonds/Notes – CIB	11/2000	2,431,000.00		1,185,000.00	1,246,000.00	1,264,172.00	17,065.22
General Obligation Bonds/Notes – CIB	01/2006	29,300,000.00		29,300,000.00			
General Obligation Bonds/Notes – CIB	03/2006	29,745,000.00		29,745,000.00			
General Obligation Bonds/Notes – CIB	11/2006	18,850,000.00		1,555,000.00	17,295,000.00	2,350,988.00	793,187.50
General Obligation Bonds/Notes – CIB	11/2006	36,980,000.00		155,000.00	36,825,000.00	1,720,723.00	1,566,922.50
General Obligation Bonds/Notes – CIB	10/2009	9,980,000.00		5,000.00	9,975,000.00	403,869.00	90,215.96
General Obligation Bonds/Notes – CIB	03/2010	11,195,000.00		11,195,000.00			233,412.50
General Obligation Bonds/Notes – CIB	09/2010	5,615,000.00		640,000.00	4,975,000.00	781,094.00	141,693.76
General Obligation Bonds/Notes – CIB	12/2010	22,010,000.00		2,300,000.00	19,710,000.00	1,931,775.00	864,275.00
General Obligation Bonds/Notes – CIB	10/2011	8,925,000.00		505,000.00	8,420,000.00	735,351.00	230,451.26
General Obligation Bonds/Notes – CIB	08/2012	39,325,000.00		110,000.00	39,215,000.00	1,919,050.00	1,806,250.00
General Obligation Bonds/Notes – CIB	08/2012	21,000,000.00			21,000,000.00	630,000.00	630,000.00
General Obligation Bonds/Notes – CIB	01/2013	6,770,000.00		1,975,000.00	4,795,000.00	860,725.00	146,650.00
General Obligation Bonds/Notes – CIB	01/2014	12,000,000.00			12,000,000.00	489,763.00	489,762.50
General Obligation Bonds/Notes – CIB	01/2014	30,890,000.00		5,000.00	30,885,000.00	1,371,750.00	1,366,765.00
General Obligation Bonds/Notes – CIB	09/2014		57,635,000.00		57,635,000.00	2,575,200.00	1,167,217.64
General Obligation Bonds/Notes – CIB	04/2015		7,850,000.00		7,850,000.00	3,414,000.00	
Totals for Debt Entered:		290,129,786.00	67,455,184.00	80,659,601.00	276,925,369.00	20,448,460.00	9,543,868.84

General Fund (10)

Section 1: Tuition/Purchased Services as Reported within Expenditure Detail

	Amount
Tuition Reported in General Fund Expenditures 1000-560	13,029,648.56
Purchased Services in General Fund Expenditures 1000-594 and 1000-597	

Section 1 Total	13,029,648.56
------------------------	----------------------

Section 2: Tuition Paid to Institution Types During Fiscal Year

	Tuition Paid For Nonspecial Education	Tuition Paid For Special Education	Total
1 1306 Institutions		679,545.52	679,545.52
2 Institutionalized Children's Programs			
3 Juveniles Incarcerated in Adult Facilities			
4 Residential Treatment Facilities			
5 Other Local Education Agencies	17,642.33	81,147.14	98,789.47
6 Brick and Mortar Charter Schools	4,404,088.12	1,791,475.38	6,195,563.50
7 Cyber Charter Schools	1,414,481.09	469,851.70	1,884,332.79
8 Career and Technology Centers	2,262,402.00		2,262,402.00
9 Approved Private Schools		1,234,334.00	1,234,334.00
10 PA Chartered Schools for the Deaf and Blind			
11 Private Residential Rehabilitative Institutions	59,866.00	47,131.27	106,997.27
12 Juvenile Detention Centers			
13 Special Program Jointures			
14 Other Tuition Not Included Elsewhere In This Section	24,945.05	542,738.96	567,684.01
Section 2 Total	8,183,424.59	4,846,223.97	13,029,648.56

On the schedule below, report the amount of expenditures by fund for the functions and objects listed. These expenditures are considered (1) excluded from indirect and direct costs and must be eliminated from the indirect cost calculations or (2) included as direct costs for the calculation of the restricted indirect cost rate. All other expenditures used in the Indirect Cost Rate Computation are reported in the Annual Financial Report.

Food Costs Cafeteria or General Fund

Account - Object	Amount
3100 - 571	\$1,006,273.00
3100 - 630	
Total	\$1,006,273.00

LEA acknowledges that there are no termination/leave payout salaries to report.

All Termination/Leave Payouts

Account - Object	Amount
1000 - 115	
2111 - 115	
2211 - 115	
2411 - 115	
2511 - 115	
2611 - 115	
2711 - 115	
2821 - 115	
2831 - 115	
3000 - 115	
0099 - 115 (All Other 2000-115)	
Total	