

LEA Name : West Chester Area SD

Address : 782 Springdale Drive

Exton , PA 19341

County : Chester

AUN Number : 124159002

LEA Type : SD

## Annual Financial Report Accuracy Certification Statement

For Fiscal Year Ending

6/30/2020

Pennsylvania Department of Education

&

Office of Comptroller Operations

PDE-2056: Intermediate Unit

PDE-2057: School District, AVTS/CTC, Charter School,  
and Special Program Jointure

**CERTIFICATION:** By signing this page I agree that the electronic data submitted is a complete and accurate statement of the financial operations and status of the local education agency for the fiscal year. It has been prepared in accordance with generally accepted accounting principles and established Commonwealth of PA reporting guidelines.

  
Chief School Administrator Signature

Date

7/7/2021

  
Board Secretary Signature

Date

7/7/2021

Shawn Ryan

Contact Person

sryan2@wcasd.net

Contact Person E-mail Address

(484)266-1022

Ext :

Contact Person Telephone Number

Contact Person Fax Number

**Audit Certification**  
**Annual Financial Report:**  
For Fiscal Year Ending **6/30/2020**  
**(Pursuant to PA School Code Section 218(b))**


LEA Name : West Chester Area SD  
AUN Number : 124159002  
County : Chester

|   |
|---|
| <b>Audit Certification Due:</b><br>12/31/2020 |
|---|

This certification is applicable to the Annual Financial Report data submitted through the Consolidated Financial Reporting System (CFRS).

CERTIFICATION: By signing this page I agree that the financial statements of the school have been properly audited as noted above pursuant to Article XXIV, and in the auditor's professional opinion, the Annual Financial Report (PDE-2057) submitted through CFRS is materially consistent with the audited financial statements.

Chief School Administrator

  
\_\_\_\_\_  
Signature

12-31-20  
\_\_\_\_\_  
Date

Board Secretary

  
\_\_\_\_\_  
Signature

12-31-20  
\_\_\_\_\_  
Date

Shawn Ryan

\_\_\_\_\_  
Contact Person

sryan2@wcasd.net

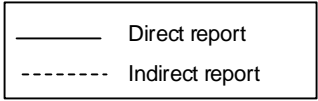
\_\_\_\_\_  
Contact Person E-mail Address

(484)266-1022

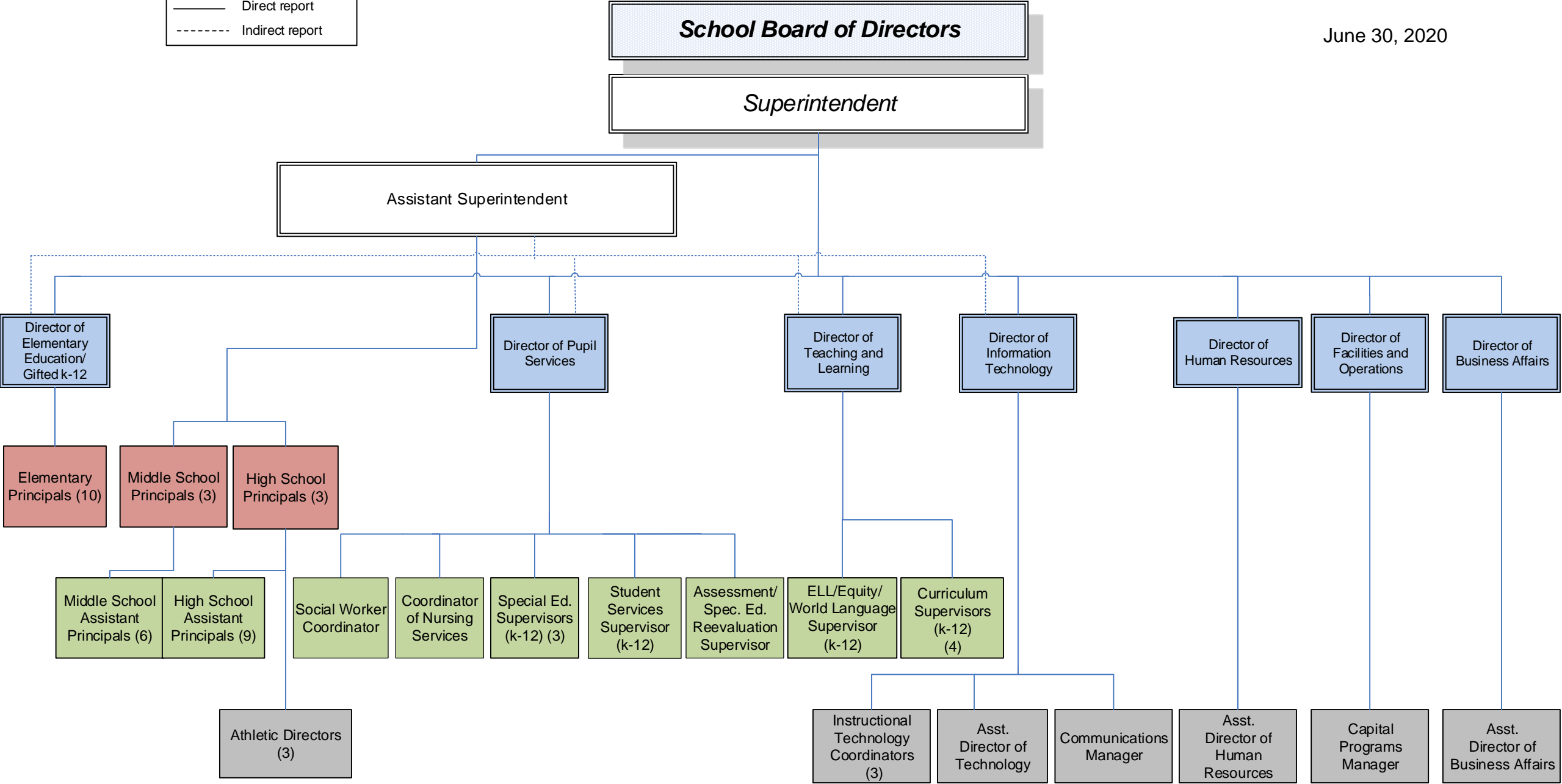
Ext :

\_\_\_\_\_  
Contact Person Telephone Number

\_\_\_\_\_  
Contact Person Fax Number



June 30, 2020



# **CAPITAL ASSETS PROCEDURE**

(section 160)

## **CAPITAL ASSETS PROCEDURE**

Implementation of GASB Statement 34 requires the District to properly record and classify capital assets and to depreciate them over their recognized useful lives.

In accordance with GASB Statement 34, capital assets include land, improvements to land, easements, buildings, building improvements, vehicles, machinery, equipment, works of art, historical treasures and infrastructure. Capital assets are both tangible and intangible assets used in operations, which have initial useful lives extending beyond a single reporting period. Any such capital asset will not change its original shape, appearance or character with use and can be expected to last more than one year with reasonable care and maintenance.

### **PURCHASED CAPITAL ASSETS**

Purchased capital assets with a cost greater than or equal to \$5,000, or such dollar threshold that is deemed appropriate by the administration, shall be recorded at their historical/original cost. The cost of capital assets should include capitalized interest and ancillary charges necessary to place the asset into service. Ancillary charges include freight, site preparation and professional fees.

Capital assets should be depreciated over their useful lives as determined for each asset class. Inexhaustible capital assets such as land and land improvements shall not be depreciated.

When determining historical cost is not practical due to inadequate records, reported asset value shall be based on estimates of original cost at the date of construction or purchase.

Fixed asset records must include the acquisition date, cost, useful life, depreciation method and projected salvage value for appropriate capital asset classifications and groups.

Individual items costing less than the threshold amount, but purchased in quantity such that the aggregate total purchase cost meets or exceeds the threshold, may be capitalized as a single unit, described as a group asset, and depreciated over the useful life for that asset class.

Due to changes in technology, computer software is considered a supply and shall be expensed at the time of purchase. Upon purchase, components such as monitors and keyboards, which individually may fail to meet the threshold, shall be capitalized as a single unit, a group asset, whenever the aggregate items meet or exceed a threshold for technology equipment of \$1,000, or such dollar threshold that is deemed appropriate by the administration.

Cafeteria, kitchen appliances and food service equipment shall be capitalized when individual items equal or exceed a threshold of \$1,000 and shall be capitalized as a unit upon purchase when the individual components are less than the capitalization threshold but in the aggregate meet or exceed the threshold of \$1,000, or such dollar threshold that is deemed appropriate by the administration.

## **DONATED CAPITAL ASSETS**

Donated capital assets must be reported at fair market value plus ancillary charges, if any, at the time of donation. Donated assets are recorded as contributed capital and depreciated over their useful lives as determined for each asset class.

If determining historical costs is not practical due to inadequate records, reporting should be based on estimates of fair market value at the date of donation.

## **COLLECTIONS**

Works of art, historical treasures and similar assets should be capitalized at their historical cost or fair value at date of donation (estimated if necessary) whether they are held as individual items or in a collection.

Capitalized collections or individual items that are exhaustible should be depreciated over their useful lives. Depreciation is not required for collections or individual items that are inexhaustible.

## **INFRASTRUCTURE**

Definition: Infrastructure assets are long-lived capital assets that normally are stationary in nature and can normally be preserved for a significantly greater number of years than most capital assets. Infrastructure includes site improvements such as bridges, tunnels, parking lots and sidewalks, or consulting on site acquisitions.

Infrastructure assets should be depreciated over their useful lives. Routine repairs and maintenance costs are charged to operations as incurred. Expenditures that extend the useful life of the infrastructure are capitalized as an asset and depreciated over the newly established useful life.

## Useful Lives

Fixed assets are to be depreciated over the following useful lives:

| <u>ASSET CLASS</u>          | <u>YEARS</u> |
|-----------------------------|--------------|
| School Buildings            | 40           |
| Electrical/Plumbing         | 20           |
| HVAC Systems                | 20           |
| Interior Construction       | 20           |
| Outdoor Equipment           | 20           |
| Portable Classrooms         | 20           |
| Roofing                     | 20           |
| Site Improvements           | 20           |
| Sprinkler/Fire System       | 20           |
| Stage & Auditorium          | 20           |
| Contractors Equipment       | 10           |
| Furniture & Accessories     | 10           |
| Kitchen Equipment           | 10           |
| Machinery & Tools           | 10           |
| Musical Instruments         | 10           |
| Licensed Vehicles           | 8            |
| Athletic Equipment          | 7            |
| Audio Visual Equipment      | 7            |
| Grounds Equipment           | 7            |
| Business Machines           | 5            |
| Carpeting, New/ Replacement | 5            |
| Communication Equipment     | 5            |
| Custodial Equipment         | 5            |
| Library Books               | 5            |
| Science & Engineering       | 5            |
| Uniforms                    | 5            |
| Computer Hardware           | 3            |

## **DEPRECIATION EXPENSE**

Depreciation expense should be reported in the statement of activities. Depreciation expense that can be specifically identified with a function should be included as a direct expense. Depreciation expense for shared facilities should be apportioned and included in direct expenses for each function.

Depreciation is allocated to expense in a systematic and rational manner. The straight-line, half-year convention method of depreciation is used.

Depreciation may be calculated for a class of assets, a network of assets or individual assets.

## **ASSETS ACQUIRED by CAPITAL LEASE**

Assets acquired by capital lease are recorded at the net present value of the future minimum lease payments. A corresponding liability is established at this time. Assets acquired under the terms of capital leases are depreciated over the useful lives designated for the asset class.



| <u>Val Number</u> | <u>Description</u>  | <u>Justification</u>   |
|-------------------|---|--|
| 30116             | Revenue Detail: A large amount has been reported as Earnings on Investments in Fund 32, account 6500, which should only include interest earnings of this fund. Correct or provide a brief explanation of the revenue reported.<br><br>Revenue Detail 6500, Fund 32: \$769,782.00 | This amount reported in revenue line 6000 represents investment earnings on funds allocated to Fund 32. The portfolio saw increased performance in FY 2020 from FY 2019.                                       |
| 50460             | SESS - 2420 Medical Services: SESS Schedule amounts for Special Education vary from prior year by 40% or more. Correct the data or enter a justification.<br><br>SESS Schedule 2420: \$162.00<br>Prior Year SESS Schedule 2420: \$405.00  | The total expenses within function 2420 decreased between FY 2020 and FY 2019 causing the decrease in the amount for special education. The allocation was performed using the same methodology between years. |

LEA : 124159002      West Chester Area SD

Printed 7/14/2021 7:51:23 AM

| Amounts Expressed in Whole Dollars              | General Fund<br>(10) | Student Sponsored<br>Activity Fund<br>(21) | Public Purpose Trust<br>(27) | Other Compt Approved<br>(28) | Athletic / Activity<br>(29) |
|---|----------------------|--|------------------------------|------------------------------|-----------------------------|
| Assets And Deferred Outflows Of Resources       |                      |  |                              |                              |                             |
| Assets  |                      |  |                              |                              |                             |
| 0100 Cash and Cash Equivalents                  | 22,847,816           |  |                              |                              |                             |
| 0110 Investments                                | 41,356,663           |  |                              |                              |                             |
| 0120 Taxes Receivable                           | 3,586,978            |  |                              |                              |                             |
| 0130 Due From Other Funds                       | 91,859               |  |                              |                              |                             |
| 0141 Due From Other Governments                 | 8,288,183            |  |                              |                              |                             |
| 0142 State Revenue Receivable                   |                      |  |                              |                              |                             |
| 0143 Federal Revenue Receivable                 |                      |  |                              |                              |                             |
| 0145 Other Intergovernmental Revenue Receivable |                      |  |                              |                              |                             |
| 0146 Due from Primary Government                |                      |  |                              |                              |                             |
| 0147 Due from Component Unit                    |                      |  |                              |                              |                             |
| 0150 Other Receivables                          | 1,277,981            |  |                              |                              |                             |
| 0170 Inventories                                |                      |  |                              |                              |                             |
| 0180 Prepaid Expenses (Expenditures)            | 2,912,426            |  |                              |                              |                             |
| 0190 Other Current Assets                       |                      |  |                              |                              |                             |
| Total Assets                                    | \$80,361,906         |  |                              |                              |                             |
| 0910 Deferred Outflows of Resources             |                      |  |                              |                              |                             |
| Total Assets And Deferred Outflows Of Resources | \$80,361,906         |  |                              |                              |                             |

LEA : 124159002      West Chester Area SD

Printed 7/14/2021 7:51:23 AM

| Amounts Expressed in Whole Dollars                     |  | <u>Capital Reserve (690.</u><br><u>1850)</u><br><u>(31)</u> | <u>Capital Reserve (1431)</u><br><u>(32)</u> | <u>Other Capital Projects</u><br><u>Fund</u><br><u>(39)</u> | <u>Debt Service</u><br><u>(40)</u> | <u>Permanent</u><br><u>(90)</u> |
|--|--|---|--|---|------------------------------------|---------------------------------|
| <b>Assets And Deferred Outflows Of Resources</b>       |  |   |  |   |                                    |                                 |
| <b>Assets</b>  |  |   |  |   |                                    |                                 |
| 0100   | Cash and Cash Equivalents                  |   | 1,885,887                                    | 814,863   |                                    |                                 |
| 0110   | Investments                                |   | 19,554,547                                   | 26,633,111  |                                    |                                 |
| 0120   | Taxes Receivable                           |   |  |   |                                    |                                 |
| 0130   | Due From Other Funds                       |   |  |   |                                    |                                 |
| 0141   | Due From Other Governments                 |   |  |   |                                    |                                 |
| 0142   | State Revenue Receivable                   |   |  |   |                                    |                                 |
| 0143   | Federal Revenue Receivable                 |   |  |   |                                    |                                 |
| 0145   | Other Intergovernmental Revenue Receivable |   |  |   |                                    |                                 |
| 0146   | Due from Primary Government                |   |  |   |                                    |                                 |
| 0147   | Due from Component Unit                    |   |  |   |                                    |                                 |
| 0150   | Other Receivables                          |   | 176,051                                      |   |                                    |                                 |
| 0170   | Inventories                                |   |  |   |                                    |                                 |
| 0180   | Prepaid Expenses (Expenditures)            |   | 583,400                                      | 3,500   |                                    |                                 |
| 0190   | Other Current Assets                       |   |  |   |                                    |                                 |
| <b>Total Assets</b>                                    |  |   | <b>\$22,199,885</b>                          | <b>\$27,451,474</b>   |                                    |                                 |
| 0910   | Deferred Outflows of Resources             |   |  |   |                                    |                                 |
| <b>Total Assets And Deferred Outflows Of Resources</b> |  |   | <b>\$22,199,885</b>                          | <b>\$27,451,474</b>   |                                    |                                 |

LEA : 124159002      West Chester Area SD

Printed 7/14/2021 7:51:23 AM

| Amounts Expressed in Whole Dollars                     |                      | <u>Total Governmental</u> |
|--|----------------------|---------------------------|
|  |                      | <u>Funds</u>              |
| <b>Assets And Deferred Outflows Of Resources</b>       |                      |                           |
| <b>Assets</b>  |                      |                           |
| 0100 Cash and Cash Equivalents                         | 25,548,566           |                           |
| 0110 Investments                                       | 87,544,321           |                           |
| 0120 Taxes Receivable                                  | 3,586,978            |                           |
| 0130 Due From Other Funds                              | 91,859               |                           |
| 0141 Due From Other Governments                        | 8,288,183            |                           |
| 0142 State Revenue Receivable                          |                      |                           |
| 0143 Federal Revenue Receivable                        |                      |                           |
| 0145 Other Intergovernmental Revenue Receivable        |                      |                           |
| 0146 Due from Primary Government                       |                      |                           |
| 0147 Due from Component Unit                           |                      |                           |
| 0150 Other Receivables                                 | 1,454,032            |                           |
| 0170 Inventories                                       |                      |                           |
| 0180 Prepaid Expenses (Expenditures)                   | 3,499,326            |                           |
| 0190 Other Current Assets                              |                      |                           |
| <b>Total Assets</b>                                    | <b>\$130,013,265</b> |                           |
| 0910 Deferred Outflows of Resources                    |                      |                           |
| <b>Total Assets And Deferred Outflows Of Resources</b> | <b>\$130,013,265</b> |                           |

LEA : 124159002 West Chester Area SD

Printed 7/14/2021 7:51:23 AM

| Amounts Expressed in Whole Dollars  | <u>General Fund</u><br><u>(10)</u> | <u>Student Sponsored</u><br><u>Activity Fund</u><br><u>(21)</u> | <u>Public Purpose Trust</u><br><u>(27)</u> | <u>Other Compt Approved</u><br><u>(28)</u> | <u>Athletic / Activity</u><br><u>(29)</u> |
|---|------------------------------------|---|--|--|---|
| <b>Liabilities And Deferred Inflows Of Resources And Fund Balances</b>    |                                    |   |  |  |   |
| <b>Liabilities</b>  |                                    |   |  |  |   |
| 0400 Due to Other Funds   |                                    |   |  |  |   |
| 0411 Due to Other Governments   |                                    |   |  |  |   |
| 0412 Due to Primary Government  |                                    |   |  |  |   |
| 0413 Due to Component Unit  |                                    |   |  |  |   |
| 0420 Accounts Payable   | 5,012,578                          |   |  |  |   |
| 0430 Contracts Payable  |                                    |   |  |  |   |
| 0440 Current Portion of Long-Term Debt                                    |                                    |   |  |  |   |
| 0450 Short-Term Payables  |                                    |   |  |  |   |
| 0461 Accrued Salaries and Benefits  |                                    |   |  |  |   |
| 0462 Payroll Deductions and Withholding                                   | 17,809,271                         |   |  |  |   |
| 0480 Unearned Revenues  | 235,320                            |   |  |  |   |
| 0490 Other Current Liabilities  |                                    |   |  |  |   |
| <b>Total Liabilities</b>  | <b>\$23,057,169</b>                |   |  |  |   |
| 0950 Deferred Inflows of Resources  | 1,849,251                          |   |  |  |   |
| <b>Fund Balances</b>  |                                    |   |  |  |   |
| 0810 Nonspendable Fund Balance  | 2,912,426                          |   |  |  |   |
| 0820 Restricted Fund Balance  |                                    |   |  |  |   |
| 0830 Committed Fund Balance   | 4,159,909                          |   |  |  |   |
| 0840 Assigned Fund Balance  | 34,115,736                         |   |  |  |   |
| 0850 Unassigned Fund Balance  | 14,267,415                         |   |  |  |   |
| <b>Total Fund Balances</b>  | <b>\$55,455,486</b>                |   |  |  |   |
| <b>Total Liabilities, Deferred Inflows Of Resources And Fund Balances</b> | <b>\$80,361,906</b>                |   |  |  |   |

LEA : 124159002     West Chester Area SD

Printed 7/14/2021 7:51:23 AM

| Amounts Expressed in Whole Dollars  |                                    | <u>Capital Reserve (690.</u><br><u>1850)</u><br><u>(31)</u> | <u>Capital Reserve (1431)</u><br><u>(32)</u> | <u>Other Capital Projects</u><br><u>Fund</u><br><u>(39)</u> | <u>Debt Service</u><br><u>(40)</u> | <u>Permanent</u><br><u>(90)</u> |
|---|------------------------------------|---|--|---|------------------------------------|---------------------------------|
| <b>Liabilities And Deferred Inflows Of Resources And Fund Balances</b>    |                                    |   |  |   |                                    |                                 |
| <b>Liabilities</b>  |                                    |   |  |   |                                    |                                 |
| 0400  | Due to Other Funds                 |   |  |   |                                    |                                 |
| 0411  | Due to Other Governments           |   |  |   |                                    |                                 |
| 0412  | Due to Primary Government          |   |  |   |                                    |                                 |
| 0413  | Due to Component Unit              |   |  |   |                                    |                                 |
| 0420  | Accounts Payable                   |   | 854,430                                      | 3,093,677   |                                    |                                 |
| 0430  | Contracts Payable                  |   |  |   |                                    |                                 |
| 0440  | Current Portion of Long-Term Debt  |   |  |   |                                    |                                 |
| 0450  | Short-Term Payables                |   |  |   |                                    |                                 |
| 0461  | Accrued Salaries and Benefits      |   |  |   |                                    |                                 |
| 0462  | Payroll Deductions and Withholding |   |  |   |                                    |                                 |
| 0480  | Unearned Revenues                  |   |  |   |                                    |                                 |
| 0490  | Other Current Liabilities          |   |  |   |                                    |                                 |
| <b>Total Liabilities</b>  |                                    |   | <b>\$854,430</b>                             | <b>\$3,093,677</b>  |                                    |                                 |
| 0950  | Deferred Inflows of Resources      |   |  |   |                                    |                                 |
| <b>Fund Balances</b>  |                                    |   |  |   |                                    |                                 |
| 0810  | Nonspendable Fund Balance          |   | 583,400                                      | 3,500   |                                    |                                 |
| 0820  | Restricted Fund Balance            |   | 20,762,055                                   | 24,354,297  |                                    |                                 |
| 0830  | Committed Fund Balance             |   |  |   |                                    |                                 |
| 0840  | Assigned Fund Balance              |   |  |   |                                    |                                 |
| 0850  | Unassigned Fund Balance            |   |  |   |                                    |                                 |
| <b>Total Fund Balances</b>  |                                    |   | <b>\$21,345,455</b>                          | <b>\$24,357,797</b>   |                                    |                                 |
| <b>Total Liabilities, Deferred Inflows Of Resources And Fund Balances</b> |                                    |   | <b>\$22,199,885</b>                          | <b>\$27,451,474</b>   |                                    |                                 |

LEA : 124159002      West Chester Area SD

Printed 7/14/2021 7:51:23 AM

| Amounts Expressed in Whole Dollars  |                      | <u>Total Governmental</u><br><u>Funds</u> |
|---|----------------------|---|
| <b>Liabilities And Deferred Inflows Of Resources And Fund Balances</b>    |                      |   |
| <b>Liabilities</b>  |                      |   |
| 0400 Due to Other Funds   |                      |   |
| 0411 Due to Other Governments   |                      |   |
| 0412 Due to Primary Government  |                      |   |
| 0413 Due to Component Unit  |                      |   |
| 0420 Accounts Payable   | 8,960,685            |   |
| 0430 Contracts Payable  |                      |   |
| 0440 Current Portion of Long-Term Debt                                    |                      |   |
| 0450 Short-Term Payables  |                      |   |
| 0461 Accrued Salaries and Benefits  |                      |   |
| 0462 Payroll Deductions and Withholding                                   | 17,809,271           |   |
| 0480 Unearned Revenues  | 235,320              |   |
| 0490 Other Current Liabilities  |                      |   |
| <b>Total Liabilities</b>  | <b>\$27,005,276</b>  |   |
| 0950 Deferred Inflows of Resources  | 1,849,251            |   |
| <b>Fund Balances</b>  |                      |   |
| 0810 Nonspendable Fund Balance  | 3,499,326            |   |
| 0820 Restricted Fund Balance  | 45,116,352           |   |
| 0830 Committed Fund Balance   | 4,159,909            |   |
| 0840 Assigned Fund Balance  | 34,115,736           |   |
| 0850 Unassigned Fund Balance  | 14,267,415           |   |
| <b>Total Fund Balances</b>  | <b>\$101,158,738</b> |   |
| <b>Total Liabilities, Deferred Inflows Of Resources And Fund Balances</b> | <b>\$130,013,265</b> |   |

LEA : 124159002      West Chester Area SD

Printed 7/14/2021 7:51:33 AM

| Amounts Expressed in Whole Dollars                                 | <u>General Fund</u><br><u>(10)</u> | <u>Student Sponsored</u><br><u>Activity Fund</u><br><u>(21)</u> | <u>Public Purpose Trust</u><br><u>(27)</u> | <u>Other Compt Approved</u><br><u>(28)</u> | <u>Athletic / Activity</u><br><u>(29)</u> |
|--|------------------------------------|---|--|--|---|
| <b>Revenues</b>  |                                    |   |  |  |   |
| 6000 Revenue from Local Sources                                    | 208,743,801                        |   |  |  |   |
| 7000 Revenue from State Sources                                    | 44,089,036                         |   |  |  |   |
| 8000 Revenue from Federal Sources                                  | 2,275,583                          |   |  |  |   |
| <b>Total Revenues</b>  | <b>\$255,108,420</b>               |   |  |  |   |
| <b>Expenditures</b>  |                                    |   |  |  |   |
| 1000 Instruction   | 139,156,059                        |   |  |  |   |
| 2000 Support Services  | 62,518,124                         |   |  |  |   |
| 3000 Operation of Non-Instructional Services                       | 4,854,313                          |   |  |  |   |
| 4000 Facilities Acquisition, Construction and Improvement Services |                                    |   |  |  |   |
| 5110 Debt Service  | 26,541,652                         |   |  |  |   |
| 5130 Refund of Prior Year Revenues / Receipts                      |                                    |   |  |  |   |
| <b>Total Expenditures</b>  | <b>\$233,070,148</b>               |   |  |  |   |
| <b>Excess (Deficiency) Of Revenues Over Expenditures</b>           | <b>\$22,038,272</b>                |   |  |  |   |
| <b>Other Financing Sources (Uses)</b>                              |                                    |   |  |  |   |
| 9110 Face Value of Bonds Issued                                    |                                    |   |  |  |   |
| 9120 Proceeds from Refunding of Bonds                              |                                    |   |  |  |   |
| 9130 Bond Premiums   |                                    |   |  |  |   |
| 9200 Proceeds from Extended-Term Financing                         |                                    |   |  |  |   |
| 9300 Interfund Transfers - IN                                      |                                    |   |  |  |   |
| 9400 Sale of or Compensation for Loss of Fixed Assets              |                                    |   |  |  |   |
| 9710 Transfers from Component Units                                |                                    |   |  |  |   |
| 9720 Transfers from Primary Governments                            |                                    |   |  |  |   |
| 9910 Other Financing Sources Not Listed in the 9000 Series         |                                    |   |  |  |   |
| 9990 Insurance Recoveries  |                                    |   |  |  |   |
| 5120 Debt Service – Refunded Bonds                                 |                                    |   |  |  |   |
| 5150 Bond Discounts  |                                    |   |  |  |   |
| 5200 Interfund Transfers – Out                                     | 5,451,612                          |   |  |  |   |
| 5300 Transfers Out to Component Units/Primary Governments          |                                    |   |  |  |   |
| <b>Total Other Financing Sources (Uses)</b>                        | <b>(\$5,451,612)</b>               |   |  |  |   |



| Amounts Expressed in Whole Dollars                                 | <u>Capital Reserve (690.1850)</u><br><u>(31)</u> | <u>Capital Reserve (1431)</u><br><u>(32)</u> | <u>Other Capital Projects</u><br><u>Fund</u><br><u>(39)</u> | <u>Debt Service</u><br><u>(40)</u> | <u>Permanent</u><br><u>(90)</u> |
|--|--|--|---|------------------------------------|---------------------------------|
| <b>Revenues</b>  |  |  |   |                                    |                                 |
| 6000 Revenue from Local Sources                                    |  | 769,782                                      |   |                                    |                                 |
| 7000 Revenue from State Sources                                    |  |  |   |                                    |                                 |
| 8000 Revenue from Federal Sources                                  |  |  |   |                                    |                                 |
| <b>Total Revenues</b>  |  | <b>\$769,782</b>                             |   |                                    |                                 |
| <b>Expenditures</b>  |  |  |   |                                    |                                 |
| 1000 Instruction   |  |  |   |                                    |                                 |
| 2000 Support Services  |  | 3,299,286                                    | 388,048   |                                    |                                 |
| 3000 Operation of Non-Instructional Services                       |  |  |   |                                    |                                 |
| 4000 Facilities Acquisition, Construction and Improvement Services |  | 2,134,046                                    | 14,338,136  |                                    |                                 |
| 5110 Debt Service  |  |  |   |                                    |                                 |
| 5130 Refund of Prior Year Revenues / Receipts                      |  |  |   |                                    |                                 |
| <b>Total Expenditures</b>  |  | <b>\$5,433,332</b>                           | <b>\$14,726,184</b>   |                                    |                                 |
| <b>Excess (Deficiency) Of Revenues Over Expenditures</b>           |  | <b>(\$4,663,550)</b>                         | <b>(\$14,726,184)</b>                                       |                                    |                                 |
| <b>Other Financing Sources (Uses)</b>                              |  |  |   |                                    |                                 |
| 9110 Face Value of Bonds Issued                                    |  |  | 34,750,000  |                                    |                                 |
| 9120 Proceeds from Refunding of Bonds                              |  |  |   |                                    |                                 |
| 9130 Bond Premiums   |  |  | 5,643,840   |                                    |                                 |
| 9200 Proceeds from Extended-Term Financing                         |  |  |   |                                    |                                 |
| 9300 Interfund Transfers - IN                                      |  | 5,451,612                                    |   |                                    |                                 |
| 9400 Sale of or Compensation for Loss of Fixed Assets              |  |  |   |                                    |                                 |
| 9710 Transfers from Component Units                                |  |  |   |                                    |                                 |
| 9720 Transfers from Primary Governments                            |  |  |   |                                    |                                 |
| 9910 Other Financing Sources Not Listed in the 9000 Series         |  |  |   |                                    |                                 |
| 9990 Insurance Recoveries  |  |  |   |                                    |                                 |
| 5120 Debt Service – Refunded Bonds                                 |  |  |   |                                    |                                 |
| 5150 Bond Discounts  |  |  |   |                                    |                                 |
| 5200 Interfund Transfers – Out                                     |  |  |   |                                    |                                 |
| 5300 Transfers Out to Component Units/Primary Governments          |  |  |   |                                    |                                 |
| <b>Total Other Financing Sources (Uses)</b>                        |  | <b>\$5,451,612</b>                           | <b>\$40,393,840</b>   |                                    |                                 |

| Amounts Expressed in Whole Dollars                       |   | <u>Total Governmental Funds</u> |
|--|---|---------------------------------|
| <b>Revenues</b>  |   |                                 |
| 6000   | Revenue from Local Sources                                    | 209,513,583                     |
| 7000   | Revenue from State Sources                                    | 44,089,036                      |
| 8000   | Revenue from Federal Sources                                  | 2,275,583                       |
| <b>Total Revenues</b>                                    |   | <b>\$255,878,202</b>            |
| <b>Expenditures</b>                                      |   |                                 |
| 1000   | Instruction   | 139,156,059                     |
| 2000   | Support Services  | 66,205,458                      |
| 3000   | Operation of Non-Instructional Services                       | 4,854,313                       |
| 4000   | Facilities Acquisition, Construction and Improvement Services | 16,472,182                      |
| 5110   | Debt Service  | 26,541,652                      |
| 5130   | Refund of Prior Year Revenues / Receipts                      |                                 |
| <b>Total Expenditures</b>                                |   | <b>\$253,229,664</b>            |
| <b>Excess (Deficiency) Of Revenues Over Expenditures</b> |   | <b>\$2,648,538</b>              |
| <b>Other Financing Sources (Uses)</b>                    |   |                                 |
| 9110   | Face Value of Bonds Issued                                    | 34,750,000                      |
| 9120   | Proceeds from Refunding of Bonds                              |                                 |
| 9130   | Bond Premiums   | 5,643,840                       |
| 9200   | Proceeds from Extended-Term Financing                         |                                 |
| 9300   | Interfund Transfers - IN                                      | 5,451,612                       |
| 9400   | Sale of or Compensation for Loss of Fixed Assets              |                                 |
| 9710   | Transfers from Component Units                                |                                 |
| 9720   | Transfers from Primary Governments                            |                                 |
| 9910   | Other Financing Sources Not Listed in the 9000 Series         |                                 |
| 9990   | Insurance Recoveries  |                                 |
| 5120   | Debt Service – Refunded Bonds                                 |                                 |
| 5150   | Bond Discounts  |                                 |
| 5200   | Interfund Transfers – Out                                     | 5,451,612                       |
| 5300   | Transfers Out to Component Units/Primary Governments          |                                 |
| <b>Total Other Financing Sources (Uses)</b>              |   | <b>\$40,393,840</b>             |

| Amounts Expressed in Whole Dollars           |  | <u>General Fund</u><br><u>(10)</u> | <u>Student Sponsored</u><br><u>Activity Fund</u><br><u>(21)</u> | <u>Public Purpose Trust</u><br><u>(27)</u> | <u>Other Compt Approved</u><br><u>(28)</u> | <u>Athletic / Activity</u><br><u>(29)</u> |
|--|--|------------------------------------|---|--|--|---|
| <b>Special And Extraordinary Items</b>       |  |                                    |   |  |  |   |
| 9920 Special Items – Gains                   |  |                                    |   |  |  |   |
| 9930 Extraordinary Items – Gains             |  |                                    |   |  |  |   |
| 5520 Special Items – Losses                  |  |                                    |   |  |  |   |
| 5530 Extraordinary Items – Losses            |  |                                    |   |  |  |   |
| <b>Net Change In Fund Balances</b>           |  | <b>\$16,586,660</b>                |   |  |  |   |
| <b>Fund Balance</b>                          |  |                                    |   |  |  |   |
| 0001 Fund Balance - Beginning of Fiscal Year |  | 38,868,824                         |   |  |  |   |
| <b>Fund Balance - End Of Year</b>            |  | <b>\$55,455,484</b>                |   |  |  |   |

| Amounts Expressed in Whole Dollars     |   | <u>Capital Reserve (690.</u><br><u>1850)</u><br><u>(31)</u> | <u>Capital Reserve (1431)</u><br><u>(32)</u> | <u>Other Capital Projects</u><br><u>Fund</u><br><u>(39)</u> | <u>Debt Service</u><br><u>(40)</u> | <u>Permanent</u><br><u>(90)</u> |
|--|---|---|--|---|------------------------------------|---------------------------------|
| <b>Special And Extraordinary Items</b> |   |   |  |   |                                    |                                 |
| 9920                                   | Special Items – Gains                   |   |  |   |                                    |                                 |
| 9930                                   | Extraordinary Items – Gains             |   |  |   |                                    |                                 |
| 5520                                   | Special Items – Losses                  |   |  |   |                                    |                                 |
| 5530                                   | Extraordinary Items – Losses            |   |  |   |                                    |                                 |
| <b>Net Change In Fund Balances</b>     |   |   | <b>\$788,062</b>                             | <b>\$25,667,656</b>   |                                    |                                 |
| <b>Fund Balance</b>                    |   |   |  |   |                                    |                                 |
| 0001                                   | Fund Balance - Beginning of Fiscal Year |   | 20,557,393                                   | (1,309,859)   |                                    |                                 |
| <b>Fund Balance - End Of Year</b>      |   |   | <b>\$21,345,455</b>                          | <b>\$24,357,797</b>   |                                    |                                 |

| Amounts Expressed in Whole Dollars     |   | <u>Total Governmental</u><br><u>Funds</u> |
|--|---|---|
| <b>Special And Extraordinary Items</b> |   |   |
| 9920                                   | Special Items – Gains                   |   |
| 9930                                   | Extraordinary Items – Gains             |   |
| 5520                                   | Special Items – Losses                  |   |
| 5530                                   | Extraordinary Items – Losses            |   |
| <b>Net Change In Fund Balances</b>     |   | <b>\$43,042,378</b>                       |
| <b>Fund Balance</b>                    |   |   |
| 0001                                   | Fund Balance - Beginning of Fiscal Year | 58,116,358                                |
| <b>Fund Balance - End Of Year</b>      |   | <b>\$101,158,736</b>                      |

LEA : 124159002      West Chester Area SD

Printed 7/14/2021 7:51:39 AM

| Amounts Expressed in Whole Dollars                     | Food Service<br>(51) | Child Care<br>Operations<br>(52) | Other Enterprise<br>(58) | TOTAL              | Internal Service<br>(60) |
|--|----------------------|----------------------------------|--------------------------|--------------------|--------------------------|
| <b>Assets And Deferred Outflows Of Resources</b>       |                      |                                  |                          |                    |                          |
| <b>Current Assets</b>                                  |                      |                                  |                          |                    |                          |
| 0100 Cash and Cash Equivalents                         | 27,910               |                                  |                          | 27,910             |                          |
| 0110 Investments                                       | 1,096,946            |                                  |                          | 1,096,946          |                          |
| 0130 Due From Other Funds                              |                      |                                  |                          |                    |                          |
| 0141 Due From Other Governments                        | 31,035               |                                  |                          | 31,035             |                          |
| 0142 State Revenue Receivable                          |                      |                                  |                          |                    |                          |
| 0143 Federal Revenue Receivable                        |                      |                                  |                          |                    |                          |
| 0146 Due from Primary Government                       |                      |                                  |                          |                    |                          |
| 0147 Due from Component Unit                           |                      |                                  |                          |                    |                          |
| 0150 Other Receivables                                 | 11,743               |                                  |                          | 11,743             |                          |
| 0170 Inventories                                       | 3,006                |                                  |                          | 3,006              |                          |
| 0180 Prepaid Expenses (Expenditures)                   |                      |                                  |                          |                    |                          |
| 0190 Other Current Assets                              |                      |                                  |                          |                    |                          |
| <b>Total Current Assets</b>                            | <b>\$1,170,640</b>   |                                  |                          | <b>\$1,170,640</b> |                          |
| <b>Noncurrent Assets</b>                               |                      |                                  |                          |                    |                          |
| 0211 Land  |                      |                                  |                          |                    |                          |
| 0212 Site Improvements (Net)                           |                      |                                  |                          |                    |                          |
| 0220 Buildings and Building Improvements (Net)         |                      |                                  |                          |                    |                          |
| 0230 Machinery, Equipment and Furniture (Net)          | 657,609              |                                  |                          | 657,609            |                          |
| 0250 Construction in Progress                          |                      |                                  |                          |                    |                          |
| 0260 Long Term Prepayments                             |                      |                                  |                          |                    |                          |
| 0290 Other Noncurrent Assets                           |                      |                                  |                          |                    |                          |
| <b>Total Noncurrent Assets</b>                         | <b>\$657,609</b>     |                                  |                          | <b>\$657,609</b>   |                          |
| 0910 Deferred Outflows of Resources                    |                      |                                  |                          |                    |                          |
| <b>Total Assets And Deferred Outflows Of Resources</b> | <b>\$1,828,249</b>   |                                  |                          | <b>\$1,828,249</b> |                          |

LEA : 124159002      West Chester Area SD

Printed 7/14/2021 7:51:39 AM

| Amounts Expressed in Whole Dollars  | Food Service<br>(51) | Child Care<br>Operations<br>(52) | Other Enterprise<br>(58) | TOTAL              | Internal Service<br>(60) |
|---|----------------------|----------------------------------|--------------------------|--------------------|--------------------------|
| <b>Liabilities And Deferred Inflows Of Resources And Net Position</b>       |                      |                                  |                          |                    |                          |
| <b>Current Liabilities</b>  |                      |                                  |                          |                    |                          |
| 0400 Due to Other Funds   | 91,859               |                                  |                          | 91,859             |                          |
| 0411 Due to Other Governments   |                      |                                  |                          |                    |                          |
| 0413 Due to Component Unit  |                      |                                  |                          |                    |                          |
| 0420 Accounts Payable   | 109,889              |                                  |                          | 109,889            |                          |
| 0430 Contracts Payable  |                      |                                  |                          |                    |                          |
| 0440 Current Portion of Long-Term Debt                                      |                      |                                  |                          |                    |                          |
| 0450 Short-Term Payables  |                      |                                  |                          |                    |                          |
| 0461 Accrued Salaries and Benefits  |                      |                                  |                          |                    |                          |
| 0462 Payroll Deductions and Withholding                                     |                      |                                  |                          |                    |                          |
| 0480 Unearned Revenues  | 248,633              |                                  |                          | 248,633            |                          |
| 0490 Other Current Liabilities  |                      |                                  |                          |                    |                          |
| <b>Total Current Liabilities</b>  | <b>\$450,381</b>     |                                  |                          | <b>\$450,381</b>   |                          |
| <b>Noncurrent Liabilities</b>   |                      |                                  |                          |                    |                          |
| 0510 Bonds Payable  |                      |                                  |                          |                    |                          |
| 0520 Extended-Term Financing Agreements Payable                             |                      |                                  |                          |                    |                          |
| 0530 Lease-Purchase Obligations   |                      |                                  |                          |                    |                          |
| 0540 Accumulated Compensated Absences                                       |                      |                                  |                          |                    |                          |
| 0550 Authority Lease Obligations  |                      |                                  |                          |                    |                          |
| 0560 Other Post-Employment Benefits (OPEB)                                  |                      |                                  |                          |                    |                          |
| 0570 Net Pension Liability  |                      |                                  |                          |                    |                          |
| 0599 Other Noncurrent Liabilities   |                      |                                  |                          |                    |                          |
| <b>Total Noncurrent Liabilities</b>   |                      |                                  |                          |                    |                          |
| <b>Total Liabilities</b>  | <b>\$450,381</b>     |                                  |                          | <b>\$450,381</b>   |                          |
| 0950 Deferred Inflows of Resources  |                      |                                  |                          |                    |                          |
| <b>Net Position</b>   |                      |                                  |                          |                    |                          |
| 0791 Net Investment in Capital Assets                                       | 657,609              |                                  |                          | 657,609            |                          |
| 0008 Restricted Net Position (0792 – 0798)                                  |                      |                                  |                          |                    |                          |
| 0799 Unrestricted Net Position  | 720,259              |                                  |                          | 720,259            |                          |
| <b>Total Net Position</b>   | <b>\$1,377,868</b>   |                                  |                          | <b>\$1,377,868</b> |                          |
| <b>Total Liabilities And Deferred Inflows Of Resources And Net Position</b> | <b>\$1,828,249</b>   |                                  |                          | <b>\$1,828,249</b> |                          |

| Amounts Expressed in Whole Dollars                      | <u>Food Service</u><br><u>(51)</u> | <u>Child Care Operations</u><br><u>(52)</u> | <u>Other Enterprise</u><br><u>(58)</u> | <u>TOTAL</u>         | <u>Internal Service</u><br><u>(60)</u> |
|---|------------------------------------|---|--|----------------------|--|
| <b>Operating Revenues</b>                               |                                    |   |  |                      |  |
| 6600 Food Service Revenue                               | 1,883,936                          |   |  | 1,883,936            |  |
| 0071 Charges for Services                               |                                    |   |  |                      |  |
| 0072 Other Operating Revenue                            |                                    |   |  |                      |  |
| <b>Total Operating Revenues</b>                         | <b>\$1,883,936</b>                 |   |  | <b>\$1,883,936</b>   |  |
| <b>Operating Expenses</b>                               |                                    |   |  |                      |  |
| 100 Personnel Services – Salaries                       |                                    |   |  |                      |  |
| 200 Personnel Services – Employee Benefits              |                                    |   |  |                      |  |
| 300 Purchased Professional and Technical Services       |                                    |   |  |                      |  |
| 400 Purchased Property Services                         |                                    |   |  |                      |  |
| 500 Other Purchased Services                            | 2,828,135                          |   |  | 2,828,135            |  |
| 600 Supplies  |                                    |   |  |                      |  |
| 740 Depreciation  | 118,593                            |   |  | 118,593              |  |
| 810 Dues and Fees                                       |                                    |   |  |                      |  |
| 890 Miscellaneous Expenditures                          |                                    |   |  |                      |  |
| <b>Total Operating Expenses</b>                         | <b>\$2,946,728</b>                 |   |  | <b>\$2,946,728</b>   |  |
| <b>Operating Income (Loss)</b>                          | <b>(\$1,062,792)</b>               |   |  | <b>(\$1,062,792)</b> |  |
| <b>Non Operating Revenues (Expenses)</b>                |                                    |   |  |                      |  |
| 6500 Earnings on Investments                            | 21,859                             |   |  | 21,859               |  |
| 6920 Contributions and Donations from Private Sources   | 1,631                              |   |  | 1,631                |  |
| 6930 Gains or Losses on Sale of Fixed Assets            |                                    |   |  |                      |  |
| 6991 Refunds of a Prior Year Expenditure                |                                    |   |  |                      |  |
| 7000 Revenue from State Sources                         | 43,838                             |   |  | 43,838               |  |
| 8000 Revenue from Federal Sources                       | 734,166                            |   |  | 734,166              |  |
| 9990 Insurance Recoveries                               |                                    |   |  |                      |  |
| 820 Claims and Judgments Against the LEA                |                                    |   |  |                      |  |
| 830 Interest  |                                    |   |  |                      |  |
| <b>TOTAL Non Operating Revenues (Expenses)</b>          | <b>\$801,494</b>                   |   |  | <b>\$801,494</b>     |  |
| <b>Income (Loss) Before Contributions And Transfers</b> | <b>(\$261,298)</b>                 |   |  | <b>(\$261,298)</b>   |  |



| Amounts Expressed in Whole Dollars                                   | <u>Food Service</u><br><u>(51)</u> | <u>Child Care Operations</u><br><u>(52)</u> | <u>Other Enterprise</u><br><u>(58)</u> | <u>TOTAL</u>       | <u>Internal Service</u><br><u>(60)</u> |
|--|------------------------------------|---|--|--------------------|--|
| <b>Contributions, Transfers, and Special and Extraordinary Items</b> |                                    |   |  |                    |  |
| 5200 Interfund Transfers – Out                                       |                                    |   |  |                    |  |
| 5300 Transfers Out to Component Units/Primary Governments            |                                    |   |  |                    |  |
| 5520 Special Items – Losses  |                                    |   |  |                    |  |
| 5530 Extraordinary Items – Losses                                    |                                    |   |  |                    |  |
| 9300 Interfund Transfers - IN  |                                    |   |  |                    |  |
| 9500 Capital Contributions   |                                    |   |  |                    |  |
| 9700 Transfers IN From Component Units/Primary Governments           |                                    |   |  |                    |  |
| 9920 Special Items – Gains   |                                    |   |  |                    |  |
| 9930 Extraordinary Items – Gains                                     |                                    |   |  |                    |  |
| <b>Change In Net Position</b>  | <b>(\$261,298)</b>                 |   |  | <b>(\$261,298)</b> |  |
| 0002 Net Position - Beginning of Fiscal Year                         | 1,639,166                          |   |  | 1,639,166          |  |
| 0003 Accounting Changes / Residual Equity Transfers                  |                                    |   |  |                    |  |
| <b>Net Position - End Of Year</b>                                    | <b>\$1,377,868</b>                 |   |  | <b>\$1,377,868</b> |  |

LEA : 124159002      West Chester Area SD

Printed 7/14/2021 7:51:53 AM

| Amounts Expressed in Whole Dollars  | Food Service<br>(51) | Child Care Operations<br>(52) | Other Enterprise<br>(58) | TOTAL              | Internal Service(60) |
|---|----------------------|-------------------------------|--------------------------|--------------------|----------------------|
| <b>Cash Flows From Operating Activities</b>                                 |                      |                               |                          |                    |                      |
| 0011 Cash Receipts From Users   | 1,964,960            |                               |                          | 1,964,960          |                      |
| 0012 Cash Receipts From Assessments Made to Other Funds                     |                      |                               |                          |                    |                      |
| 0013 Cash Receipts From Earnings on Investments                             |                      |                               |                          |                    |                      |
| 0014 Cash Receipts From Other Operating Revenue                             |                      |                               |                          |                    |                      |
| 0015 Cash Payments To Employees For Services                                |                      |                               |                          |                    |                      |
| 0016 Cash Payments For Insurance Claims                                     |                      |                               |                          |                    |                      |
| 0017 Cash Payments To Suppliers For Goods and Services                      | 2,837,946            |                               |                          | 2,837,946          |                      |
| 0018 Cash Payments For Other Operating Expenses                             |                      |                               |                          |                    |                      |
| <b>Net Cash Provided By (Used For) Operating Activities</b>                 | <b>(\$872,986)</b>   |                               |                          | <b>(\$872,986)</b> |                      |
| <b>Cash Flows From Non-Capital Financing Activities</b>                     |                      |                               |                          |                    |                      |
| 0021 Receipts From Local Sources - 6000                                     | 1,631                |                               |                          | 1,631              |                      |
| 0022 Receipts From State Sources - 7000                                     | 45,211               |                               |                          | 45,211             |                      |
| 0023 Receipts From Federal Sources -8000                                    | 707,108              |                               |                          | 707,108            |                      |
| 0024 Notes and Loans Received (Repaid)                                      |                      |                               |                          |                    |                      |
| 0025 Interest Paid on Notes/Loans - 5100-830                                |                      |                               |                          |                    |                      |
| 0026 Operating Transfers In (Out)/Residual Equity Trans                     |                      |                               |                          |                    |                      |
| 0027 Operating Transfers In (Out) Primary Government / Comp Unit            |                      |                               |                          |                    |                      |
| 0028 Receipts From Refund of Prior Year Expenditures - 6991                 |                      |                               |                          |                    |                      |
| 0029 Special and Extraordinary Gains (losses)                               |                      |                               |                          |                    |                      |
| 0030 Receipts from Insurance Recoveries -9990                               |                      |                               |                          |                    |                      |
| <b>Net Cash Prov By (Used for) Non-Capital Financing Activities</b>         | <b>\$753,950</b>     |                               |                          | <b>\$753,950</b>   |                      |
| <b>Cash Flows From Capital and Related Financing Activities</b>             |                      |                               |                          |                    |                      |
| 0031 Payments For Fac Acq, Const, and Imp - 4000                            | (74,131)             |                               |                          | (74,131)           |                      |
| 0032 Gain / (Loss) on Sale of Fixed Assets - 6930                           |                      |                               |                          |                    |                      |
| 0033 Proceeds From Extended Term Financing - 9200                           |                      |                               |                          |                    |                      |
| 0034 Principal Paid on Financing Agreements                                 |                      |                               |                          |                    |                      |
| 0035 Interest Paid on Financing Agreements - 5100-830                       |                      |                               |                          |                    |                      |
| 0036 (Inc) Dec in Contributed Capital                                       |                      |                               |                          |                    |                      |
| <b>Net Cash Prov By (Used for) Capital and Related Financing Activities</b> | <b>(\$74,131)</b>    |                               |                          | <b>(\$74,131)</b>  |                      |
| <b>Cash Flows From Investing Activities</b>                                 |                      |                               |                          |                    |                      |
| 0041 Earnings on Investments - 6500   | 21,859               |                               |                          | 21,859             |                      |
| 0042 Purchase of Inv Securities / Deposits to Inv Pools                     | 124,685              |                               |                          | 124,685            |                      |
| 0043 Receipts From Investment Pool Withdrawals                              |                      |                               |                          |                    |                      |
| 0044 Proceeds from Sale and Maturity of Inv Securities                      |                      |                               |                          |                    |                      |

LEA : 124159002      West Chester Area SD

Printed 7/14/2021 7:51:53 AM

0045   Loans Received (Paid)

|  |           |           |
|--|-----------|-----------|
| Net Cash Prov By (Used for) Investing Activities | \$146,544 | \$146,544 |
|--|-----------|-----------|

LEA : 124159002      West Chester Area SD

Printed 7/14/2021 7:51:53 AM

|   | Food Service<br>(51) | Child Care Operations<br>(52) | Other Enterprise<br>(58) | TOTAL       | Internal Service<br>(60) |
|---|----------------------|-------------------------------|--------------------------|-------------|--------------------------|
| Net Increase (Decrease) in Cash Flows   | (46,623)             |                               |                          | (46,623)    |                          |
| 0004 Cash and Cash Equivalents Beginning of Year  | 74,533               |                               |                          | 74,533      |                          |
| Cash and Cash Equivalents at Year End   | \$27,910             |                               |                          | \$27,910    |                          |
|   |                      |                               |                          |             |                          |
| Reconciliation of Operating Income (Loss) To Net Cash Provided by (Used For) Operating Activities |                      |                               |                          |             |                          |
| 0005 Operating Income (Loss) per REP  | (1,062,792)          |                               |                          | (1,062,792) |                          |
| Adjustments   |                      |                               |                          |             |                          |
| 0051 Depreciation and Net Amortization  | 118,593              |                               |                          | 118,593     |                          |
| 0052 Provision for Uncollectible Accounts   |                      |                               |                          |             |                          |
| 0053 Other Adjustments  | 123,092              |                               |                          | 123,092     |                          |
| Effect of Changes in Assets, Liabilities, Deferred Outflows and Deferred Inflows                  |                      |                               |                          |             |                          |
| 0054 (Inc) Dec In Accounts Receivable (0120-0150)   | (4,209)              |                               |                          | (4,209)     |                          |
| 0055 Advances to Other Funds (0160)   |                      |                               |                          |             |                          |
| 0056 (Inc) Dec in Inventories (0170)  |                      |                               |                          |             |                          |
| 0057 (Inc) Dec in Prepaid Expenses (0180)   |                      |                               |                          |             |                          |
| 0058 (Inc) Dec in Other Current or Noncurrent Assets  |                      |                               |                          |             |                          |
| 0064 Deferred Outflows (0910)   |                      |                               |                          |             |                          |
| 0059 Inc (Dec) in Accounts Payable (0400-0450)  | (132,903)            |                               |                          | (132,903)   |                          |
| 0060 Inc (Dec) in Accrued Salaries/Benefits (0461)  |                      |                               |                          |             |                          |
| 0065 Inc (Dec) in Net Pension Liabilities (0570)  |                      |                               |                          |             |                          |
| 0066 Inc (Dec) in Other Postemp Benefit Oblig (0560)  |                      |                               |                          |             |                          |
| 0061 Inc (Dec) in Payroll Deductions/Withholding (0462)   |                      |                               |                          |             |                          |
| 0062 Inc (Dec) in Unearned Revenue (0480)   | 85,233               |                               |                          | 85,233      |                          |
| 0063 Inc (Dec) in Other Current or Noncurrent Liabilities   |                      |                               |                          |             |                          |
| 0067 Deferred Inflows (0950)  |                      |                               |                          |             |                          |
| Total Adjustments   | \$189,806            |                               |                          | \$189,806   |                          |
| Cash Provided By (Used for) Total   | (\$872,986)          |                               |                          | (\$872,986) |                          |

COMBINED STATEMENT OF CASH FLOWS  
SCHEDULE OF NONCASH INVESTING, CAPITAL, AND FINANCING ACTIVITIES

| Explanation of Transaction and Balance Sheet Effect | Amount |
|---|--------|
| Total   |        |

LEA : 124159002     West Chester Area SD

Printed 7/14/2021 7:51:56 AM

| Amounts Expressed in Whole Dollars                     |  | <u>Private Purpose Trust</u><br><u>(71)</u> | <u>Investment Trust</u><br><u>(72)</u> | <u>Pension Trust</u><br><u>(73)</u> | <u>Student Activity Custodial</u><br><u>(81)</u> |
|--|--|---|--|-------------------------------------|--|
| <b>Assets And Deferred Outflows Of Resources</b>       |  |   |  |                                     |  |
| <b>Assets</b>  |  |   |  |                                     |  |
| 0100   | Cash and Cash Equivalents  | 607,413                                     |  |                                     |  |
| 0110   | Investments  |   |  |                                     |  |
| 0130   | Due From Other Funds   |   |  |                                     |  |
| 0140   | Due from Other Governments, Primary Government and Component Units |   |  |                                     |  |
| 0150   | Other Receivables  |   |  |                                     |  |
| 0170   | Inventories  |   |  |                                     |  |
| 0180   | Prepaid Expenses (Expenditures)                                    |   |  |                                     |  |
| 0190   | Other Current Assets   |   |  |                                     |  |
| 0220   | Buildings and Building Improvements (Net)                          |   |  |                                     |  |
| 0230   | Machinery, Equipment and Furniture (Net)                           |   |  |                                     |  |
| <b>Total Assets</b>                                    |  | <b>\$607,413</b>                            |  |                                     |  |
| 0910   | Deferred Outflows of Resources                                     |   |  |                                     |  |
| <b>Total Assets And Deferred Outflows Of Resources</b> |  | <b>\$607,413</b>                            |  |                                     |  |

LEA : 124159002     West Chester Area SD

Printed 7/14/2021 7:51:56 AM

| Amounts Expressed in Whole Dollars                                      | Other Custodial<br>(89) | Fiduciary Component Units<br>(98) | Total Fiduciary Funds |
|---|-------------------------|-----------------------------------|-----------------------|
| <b>Assets And Deferred Outflows Of Resources</b>                        |                         |                                   |                       |
| <b>Assets</b>   |                         |                                   |                       |
| 0100 Cash and Cash Equivalents  | 74,930                  |                                   | 682,343               |
| 0110 Investments  |                         |                                   |                       |
| 0130 Due From Other Funds   |                         |                                   |                       |
| 0140 Due from Other Governments, Primary Government and Component Units |                         |                                   |                       |
| 0150 Other Receivables  | 5,402                   |                                   | 5,402                 |
| 0170 Inventories  |                         |                                   |                       |
| 0180 Prepaid Expenses (Expenditures)                                    |                         |                                   |                       |
| 0190 Other Current Assets   |                         |                                   |                       |
| 0220 Buildings and Building Improvements (Net)                          |                         |                                   |                       |
| 0230 Machinery, Equipment and Furniture (Net)                           |                         |                                   |                       |
| <b>Total Assets</b>   | <b>\$80,332</b>         |                                   | <b>\$687,745</b>      |
| 0910 Deferred Outflows of Resources                                     |                         |                                   |                       |
| <b>Total Assets And Deferred Outflows Of Resources</b>                  | <b>\$80,332</b>         |                                   | <b>\$687,745</b>      |

LEA : 124159002     West Chester Area SD

Printed 7/14/2021 7:51:56 AM

| Amounts Expressed in Whole Dollars                                       |  | <u>Private Purpose Trust</u> | <u>Investment Trust</u> | <u>Pension Trust</u> | <u>Student Activity Custodial</u> |
|--|--|------------------------------|-------------------------|----------------------|-----------------------------------|
|  |  | <u>(71)</u>                  | <u>(72)</u>             | <u>(73)</u>          | <u>(81)</u>                       |
| <b>Liabilities, Deferred Inflows Of Resources And Net Position</b>       |  |                              |                         |                      |                                   |
| <b>Liabilities</b>   |  |                              |                         |                      |                                   |
| 0400   | Due to Other Funds   |                              |                         |                      |                                   |
| 0410   | Due to Other Governments, Primary Government and Component Units |                              |                         |                      |                                   |
| 0420   | Accounts Payable   |                              |                         |                      |                                   |
| 0430   | Contracts Payable  |                              |                         |                      |                                   |
| 0450   | Short-Term Payables  |                              |                         |                      |                                   |
| 0460   | Payroll Accruals and Withholdings                                |                              |                         |                      |                                   |
| 0480   | Unearned Revenues  |                              |                         |                      |                                   |
| 0490   | Other Current Liabilities  | 7,648                        |                         |                      |                                   |
| <b>Total Liabilities</b>   |  | <b>\$7,648</b>               |                         |                      |                                   |
| 0950   | Deferred Inflows of Resources                                    |                              |                         |                      |                                   |
| <b>Net Position</b>  |  |                              |                         |                      |                                   |
| 0791   | Net Investment in Capital Assets                                 |                              |                         |                      |                                   |
| 0009   | Restricted Net Position (0792 – 0798)                            | 599,765                      |                         |                      |                                   |
| 0799   | Unrestricted Net Position  |                              |                         |                      |                                   |
| <b>Total Net Position</b>  |  | <b>\$599,765</b>             |                         |                      |                                   |
| <b>Total Liabilities, Deferred Inflows Of Resources And Net Position</b> |  | <b>\$607,413</b>             |                         |                      |                                   |



LEA : 124159002     West Chester Area SD

Printed 7/14/2021 7:51:56 AM

| Amounts Expressed in Whole Dollars                                       |  | <u>Other Custodial</u><br><u>(89)</u> | <u>Fiduciary Component Units</u><br><u>(98)</u> | <u>Total Fiduciary Funds</u> |
|--|--|---------------------------------------|---|------------------------------|
| <b>Liabilities, Deferred Inflows Of Resources And Net Position</b>       |  |                                       |   |                              |
| <b>Liabilities</b>   |  |                                       |   |                              |
| 0400   | Due to Other Funds   |                                       |   |                              |
| 0410   | Due to Other Governments, Primary Government and Component Units |                                       |   |                              |
| 0420   | Accounts Payable   |                                       |   |                              |
| 0430   | Contracts Payable  |                                       |   |                              |
| 0450   | Short-Term Payables  |                                       |   |                              |
| 0460   | Payroll Accruals and Withholdings                                |                                       |   |                              |
| 0480   | Unearned Revenues  |                                       |   |                              |
| 0490   | Other Current Liabilities  | 80,332                                |   | 87,980                       |
| <b>Total Liabilities</b>   |  | <b>\$80,332</b>                       |   | <b>\$87,980</b>              |
| 0950   | Deferred Inflows of Resources                                    |                                       |   |                              |
| <b>Net Position</b>  |  |                                       |   |                              |
| 0791   | Net Investment in Capital Assets                                 |                                       |   |                              |
| 0009   | Restricted Net Position (0792 – 0798)                            |                                       |   | 599,765                      |
| 0799   | Unrestricted Net Position  |                                       |   |                              |
| <b>Total Net Position</b>  |  |                                       |   | <b>\$599,765</b>             |
| <b>Total Liabilities, Deferred Inflows Of Resources And Net Position</b> |  | <b>\$80,332</b>                       |   | <b>\$687,745</b>             |

LEA : 124159002 West Chester Area SD

Printed 7/14/2021 7:51:59 AM

| Amounts Expressed in Whole Dollars                   | <u>Private Purpose Trust</u><br><u>(71)</u> | <u>Investment Trust</u><br><u>(72)</u> | <u>Pension Trust</u><br><u>(73)</u> | <u>Student Activity</u><br><u>Custodial</u><br><u>(81)</u> | <u>Other Custodial</u><br><u>(89)</u> | <u>Fiduciary Component</u><br><u>Units</u><br><u>(98)</u> |
|--|---|--|-------------------------------------|--|---------------------------------------|---|
| <b>Additions</b>                                     |   |  |                                     |  |                                       |   |
| 0091 Gifts and Contributions                         | 503,175                                     |  |                                     |  |                                       |   |
| 0095 Net Investment Earnings                         |   |  |                                     |  |                                       |   |
| 0092 Other Additions                                 |   |  |                                     |  |                                       |   |
| <b>Deductions</b>                                    |   |  |                                     |  |                                       |   |
| 0093 Scholarships Awarded                            |   |  |                                     |  |                                       |   |
| 0094 Other Deductions                                | 375,657                                     |  |                                     |  |                                       |   |
| <b>Change In Net Position</b>                        | <b>\$127,518</b>                            |  |                                     |  |                                       |   |
| 0006 Net Position – Beginning of Fiscal Year         | 472,247                                     |  |                                     |  |                                       |   |
| 0007 Net Position Held in Trust for Pension Benefits |   |  |                                     |  |                                       |   |
| <b>Net Position - End of Fiscal Year</b>             | <b>\$599,765</b>                            |  |                                     |  |                                       |   |

LEA : 124159002     West Chester Area SD

Printed 7/14/2021 7:51:59 AM

| Amounts Expressed in Whole Dollars       |   | <u>Total Fiduciary</u><br><u>Funds</u> |
|--|---|--|
| <b>Additions</b>                         |   |  |
| 0091                                     | Gifts and Contributions                         | 503,175                                |
| 0095                                     | Net Investment Earnings                         |  |
| 0092                                     | Other Additions                                 |  |
| <b>Deductions</b>                        |   |  |
| 0093                                     | Scholarships Awarded                            |  |
| 0094                                     | Other Deductions                                | 375,657                                |
| <b>Change In Net Position</b>            |   | <b>\$127,518</b>                       |
| 0006                                     | Net Position – Beginning of Fiscal Year         | 472,247                                |
| 0007                                     | Net Position Held in Trust for Pension Benefits |  |
| <b>Net Position - End of Fiscal Year</b> |   | <b>\$599,765</b>                       |

|   | Revenue Reported<br>In Current Year | Current Year<br>Tax Accrual | Prior Year<br>Tax Accrual | Taxes Collected<br>In Current Year |
|---|-------------------------------------|-----------------------------|---------------------------|------------------------------------|
| <b>Revenue from Local Sources</b>                                 |                                     |                             |                           |                                    |
| 6111 Current Real Estate Taxes                                    | 173,636,757.75                      |                             |                           | 173,636,757.75                     |
| 6112 Interim Real Estate Taxes                                    | 984,089.96                          |                             |                           | 984,089.96                         |
| 6113 Public Utility Realty Taxes                                  | 177,571.36                          |                             |                           | 177,571.36                         |
| 6151 Current Act 511 Earned Income Taxes                          | 21,583,573.20                       | 1,074,785.14                | 681,382.98                | 21,190,171.04                      |
| 6153 Current Act 511 Real Estate Transfer Taxes                   | 4,657,307.81                        | 220,232.01                  | 423,662.86                | 4,860,738.66                       |
| 6411 Delinquent Real Estate Taxes                                 | 3,160,169.81                        | 442,709.54                  | 211,238.03                | 2,928,698.30                       |
| 6500 Earnings on Investments                                      | 2,179,045.87                        |                             |                           |                                    |
| 6700 Revenues from LEA Activities                                 | 223,998.00                          |                             |                           |                                    |
| 6831 Federal Revenue Received from Other Pennsylvania Public LEAs | 6,100.00                            |                             |                           |                                    |
| 6832 Federal IDEA Revenue Received as Pass Through                | 1,334,849.54                        |                             |                           |                                    |
| 6910 Rentals  | 270,577.05                          |                             |                           |                                    |
| 6920 Contributions and Donations from Private Sources             | 9,556.73                            |                             |                           |                                    |
| 6942 Summer School Tuition  | 28,446.85                           |                             |                           |                                    |
| 6944 Receipts from Other LEAs in Pennsylvania - Education         | 78,218.66                           |                             |                           |                                    |
| 6949 Other Tuition from Patrons                                   | 13,942.17                           |                             |                           |                                    |
| 6991 Refunds of a Prior Year Expenditure                          | 5,666.35                            |                             |                           |                                    |
| 6992 Energy Efficiency Revenues and Incentives                    | 302,605.48                          |                             |                           |                                    |
| 6999 Other Revenues Not Specified Above                           | 91,324.73                           |                             |                           |                                    |
| <b>TOTAL Revenue from Local Sources</b>                           | <b>\$208,743,801.32</b>             | <b>\$1,737,726.69</b>       | <b>\$1,316,283.87</b>     | <b>\$203,778,027.07</b>            |

|  | Revenue Reported<br>In Current Year |  |  |  |
|--|-------------------------------------|--|--|--|
| <b><u>Revenue from State Sources</u></b>                               |                                     |  |  |  |
| 7111 Basic Education Funding-Formula                                   | 8,810,210.77                        |  |  |  |
| 7160 Tuition for Orphans Subsidy                                       | 173,733.14                          |  |  |  |
| 7250 Migratory Children  | 30.00                               |  |  |  |
| 7271 Special Education funds for School-Aged Pupils                    | 6,125,164.71                        |  |  |  |
| 7311 Pupil Transportation Subsidy                                      | 2,110,093.69                        |  |  |  |
| 7312 Nonpublic and Charter School Pupil Transportation Subsidy         | 1,149,995.00                        |  |  |  |
| 7320 Rental and Sinking Fund Payments / Building Reimbursement Subsidy | 1,121,093.89                        |  |  |  |
| 7330 Health Services (Medical, Dental, Nurse, Act 25)                  | 252,545.48                          |  |  |  |
| 7340 State Property Tax Reduction Allocation                           | 3,598,252.82                        |  |  |  |
| 7505 Ready to Learn Block Grant  | 399,095.00                          |  |  |  |
| 7599 Other State Revenue Not Listed Elsewhere in the 7000 Series       | 248,253.80                          |  |  |  |
| 7810 State Share of Social Security and Medicare Taxes                 | 3,497,635.87                        |  |  |  |
| 7820 State Share of Retirement Contributions                           | 16,602,931.92                       |  |  |  |
| <b>TOTAL Revenue from State Sources</b>                                | <b>\$44,089,036.09</b>              |  |  |  |

|   | Revenue Reported<br>In Current Year |                       |                       |                         |
|---|-------------------------------------|-----------------------|-----------------------|-------------------------|
| <b><u>Revenue from Federal Sources</u></b>  |                                     |                       |                       |                         |
| 8514 NCLB, Title I - Improving the Academic Achievement of the Disadvantaged                      | 598,796.00                          |                       |                       |                         |
| 8515 NCLB, Title II - Preparing, Training and Recruiting High Quality Teachers and Principals     | 267,507.26                          |                       |                       |                         |
| 8516 NCLB, Title III - Language Instruction for Limited English Proficient and Immigrant Students | 58,726.24                           |                       |                       |                         |
| 8517 NCLB, Title IV - 21St Century Schools  | 13,247.93                           |                       |                       |                         |
| 8690 Other Restricted Federal Grants-in-Aid Through the Commonwealth of PA                        | 53,860.60                           |                       |                       |                         |
| 8741 Elementary and Secondary School Emergency Relief Fund (ESSER)                                | 261,754.12                          |                       |                       |                         |
| 8810 School-Based Access Medicaid Reimbursement Program (SBAP) Reimbursements (Access)            | 991,663.53                          |                       |                       |                         |
| 8820 Medical Assistance Reimbursement for Administrative Claiming (Quarterly) Program             | 30,027.21                           |                       |                       |                         |
| <b>TOTAL Revenue from Federal Sources</b>   | <b>\$2,275,582.89</b>               |                       |                       |                         |
| <b>TOTAL FROM ALL SOURCES</b>   | <b>\$255,108,420.30</b>             | <b>\$1,737,726.69</b> | <b>\$1,316,283.87</b> | <b>\$203,778,027.07</b> |

LEA : 124159002     West Chester Area SD

Printed 7/14/2021 7:52:06 AM

|  | <u>General Fund (10)</u> | <u>Student Sponsored Activity Fund (21)</u> | <u>Public Purpose Trust (27)</u> | <u>Other Compt Approved (28)</u> | <u>Athletic / Activity (29)</u> | <u>Capital Reserve (690, 1850) (31)</u> |
|--|--------------------------|---|----------------------------------|----------------------------------|---------------------------------|---|
| <b>6000 Revenue from Local Sources</b>                                 |                          |   |                                  |                                  |                                 |   |
| 6111 Current Real Estate Taxes   | 173,636,757.75           |   |                                  |                                  |                                 |   |
| 6112 Interim Real Estate Taxes   | 984,089.96               |   |                                  |                                  |                                 |   |
| 6113 Public Utility Realty Taxes                                       | 177,571.36               |   |                                  |                                  |                                 |   |
| 6151 Current Act 511 Earned Income Taxes                               | 21,583,573.20            |   |                                  |                                  |                                 |   |
| 6153 Current Act 511 Real Estate Transfer Taxes                        | 4,657,307.81             |   |                                  |                                  |                                 |   |
| 6411 Delinquent Real Estate Taxes                                      | 3,160,169.81             |   |                                  |                                  |                                 |   |
| 6500 Earnings on Investments   | 2,179,045.87             |   |                                  |                                  |                                 |   |
| 6700 Revenues from LEA Activities                                      | 223,998.00               |   |                                  |                                  |                                 |   |
| 6831 Federal Revenue Received from Other Pennsylvania Public LEAs      | 6,100.00                 |   |                                  |                                  |                                 |   |
| 6832 Federal IDEA Revenue Received as Pass Through                     | 1,334,849.54             |   |                                  |                                  |                                 |   |
| 6910 Rentals   | 270,577.05               |   |                                  |                                  |                                 |   |
| 6920 Contributions and Donations from Private Sources                  | 9,556.73                 |   |                                  |                                  |                                 |   |
| 6942 Summer School Tuition   | 28,446.85                |   |                                  |                                  |                                 |   |
| 6944 Receipts from Other LEAs in Pennsylvania - Education              | 78,218.66                |   |                                  |                                  |                                 |   |
| 6949 Other Tuition from Patrons  | 13,942.17                |   |                                  |                                  |                                 |   |
| 6991 Refunds of a Prior Year Expenditure                               | 5,666.35                 |   |                                  |                                  |                                 |   |
| 6992 Energy Efficiency Revenues and Incentives                         | 302,605.48               |   |                                  |                                  |                                 |   |
| 6999 Other Revenues Not Specified Above                                | 91,324.73                |   |                                  |                                  |                                 |   |
| <b>6000 Total Revenue from Local Sources</b>                           | <b>\$208,743,801.32</b>  |   |                                  |                                  |                                 |   |
| <b>7000 Revenue from State Sources</b>                                 |                          |   |                                  |                                  |                                 |   |
| 7111 Basic Education Funding-Formula                                   | 8,810,210.77             |   |                                  |                                  |                                 |   |
| 7160 Tuition for Orphans Subsidy                                       | 173,733.14               |   |                                  |                                  |                                 |   |
| 7250 Migratory Children  | 30.00                    |   |                                  |                                  |                                 |   |
| 7271 Special Education funds for School-Aged Pupils                    | 6,125,164.71             |   |                                  |                                  |                                 |   |
| 7311 Pupil Transportation Subsidy                                      | 2,110,093.69             |   |                                  |                                  |                                 |   |
| 7312 Nonpublic and Charter School Pupil Transportation Subsidy         | 1,149,995.00             |   |                                  |                                  |                                 |   |
| 7320 Rental and Sinking Fund Payments / Building Reimbursement Subsidy | 1,121,093.89             |   |                                  |                                  |                                 |   |
| 7330 Health Services (Medical, Dental, Nurse, Act 25)                  | 252,545.48               |   |                                  |                                  |                                 |   |
| 7340 State Property Tax Reduction Allocation                           | 3,598,252.82             |   |                                  |                                  |                                 |   |
| 7505 Ready to Learn Block Grant  | 399,095.00               |   |                                  |                                  |                                 |   |
| 7599 Other State Revenue Not Listed Elsewhere in the 7000 Series       | 248,253.80               |   |                                  |                                  |                                 |   |
| 7810 State Share of Social Security and Medicare Taxes                 | 3,497,635.87             |   |                                  |                                  |                                 |   |
| 7820 State Share of Retirement Contributions                           | 16,602,931.92            |   |                                  |                                  |                                 |   |
| <b>7000 Total Revenue from State Sources</b>                           | <b>\$44,089,036.09</b>   |   |                                  |                                  |                                 |   |

LEA : 124159002      West Chester Area SD

Printed 7/14/2021 7:52:06 AM

|  | Capital Reserve<br>(1431) (32) | Other Capital<br>Projects Fund (39) | Debt Service (40) | Permanent (90) | Total                   |
|--|--------------------------------|-------------------------------------|-------------------|----------------|-------------------------|
| <b>6000 Revenue from Local Sources</b>                                 |                                |                                     |                   |                |                         |
| 6111 Current Real Estate Taxes   |                                |                                     |                   |                | 173,636,757.75          |
| 6112 Interim Real Estate Taxes   |                                |                                     |                   |                | 984,089.96              |
| 6113 Public Utility Realty Taxes                                       |                                |                                     |                   |                | 177,571.36              |
| 6151 Current Act 511 Earned Income Taxes                               |                                |                                     |                   |                | 21,583,573.20           |
| 6153 Current Act 511 Real Estate Transfer Taxes                        |                                |                                     |                   |                | 4,657,307.81            |
| 6411 Delinquent Real Estate Taxes                                      |                                |                                     |                   |                | 3,160,169.81            |
| 6500 Earnings on Investments   | 769,782.00                     |                                     |                   |                | 2,948,827.87            |
| 6700 Revenues from LEA Activities                                      |                                |                                     |                   |                | 223,998.00              |
| 6831 Federal Revenue Received from Other Pennsylvania Public LEAs      |                                |                                     |                   |                | 6,100.00                |
| 6832 Federal IDEA Revenue Received as Pass Through                     |                                |                                     |                   |                | 1,334,849.54            |
| 6910 Rentals   |                                |                                     |                   |                | 270,577.05              |
| 6920 Contributions and Donations from Private Sources                  |                                |                                     |                   |                | 9,556.73                |
| 6942 Summer School Tuition   |                                |                                     |                   |                | 28,446.85               |
| 6944 Receipts from Other LEAs in Pennsylvania - Education              |                                |                                     |                   |                | 78,218.66               |
| 6949 Other Tuition from Patrons  |                                |                                     |                   |                | 13,942.17               |
| 6991 Refunds of a Prior Year Expenditure                               |                                |                                     |                   |                | 5,666.35                |
| 6992 Energy Efficiency Revenues and Incentives                         |                                |                                     |                   |                | 302,605.48              |
| 6999 Other Revenues Not Specified Above                                |                                |                                     |                   |                | 91,324.73               |
| <b>6000 Total Revenue from Local Sources</b>                           | <b>\$769,782.00</b>            |                                     |                   |                | <b>\$209,513,583.32</b> |
| <b>7000 Revenue from State Sources</b>                                 |                                |                                     |                   |                |                         |
| 7111 Basic Education Funding-Formula                                   |                                |                                     |                   |                | 8,810,210.77            |
| 7160 Tuition for Orphans Subsidy                                       |                                |                                     |                   |                | 173,733.14              |
| 7250 Migratory Children  |                                |                                     |                   |                | 30.00                   |
| 7271 Special Education funds for School-Aged Pupils                    |                                |                                     |                   |                | 6,125,164.71            |
| 7311 Pupil Transportation Subsidy                                      |                                |                                     |                   |                | 2,110,093.69            |
| 7312 Nonpublic and Charter School Pupil Transportation Subsidy         |                                |                                     |                   |                | 1,149,995.00            |
| 7320 Rental and Sinking Fund Payments / Building Reimbursement Subsidy |                                |                                     |                   |                | 1,121,093.89            |
| 7330 Health Services (Medical, Dental, Nurse, Act 25)                  |                                |                                     |                   |                | 252,545.48              |
| 7340 State Property Tax Reduction Allocation                           |                                |                                     |                   |                | 3,598,252.82            |
| 7505 Ready to Learn Block Grant  |                                |                                     |                   |                | 399,095.00              |
| 7599 Other State Revenue Not Listed Elsewhere in the 7000 Series       |                                |                                     |                   |                | 248,253.80              |
| 7810 State Share of Social Security and Medicare Taxes                 |                                |                                     |                   |                | 3,497,635.87            |
| 7820 State Share of Retirement Contributions                           |                                |                                     |                   |                | 16,602,931.92           |
| <b>7000 Total Revenue from State Sources</b>                           |                                |                                     |                   |                | <b>\$44,089,036.09</b>  |



LEA : 124159002      West Chester Area SD

Printed 7/14/2021 7:52:06 AM

|   | <u>General Fund (10)</u> | <u>Student Sponsored<br/>Activity Fund (21)</u> | <u>Public Purpose<br/>Trust (27)</u> | <u>Other Compt<br/>Approved (28)</u> | <u>Athletic / Activity<br/>(29)</u> | <u>Capital Reserve<br/>(690, 1850) (31)</u> |
|---|--------------------------|---|--------------------------------------|--------------------------------------|-------------------------------------|---|
| <b>8000 Revenue from Federal Sources</b>  |                          |   |                                      |                                      |                                     |   |
| 8514 NCLB, Title I - Improving the Academic Achievement of the Disadvantaged                      | 598,796.00               |   |                                      |                                      |                                     |   |
| 8515 NCLB, Title II - Preparing, Training and Recruiting High Quality Teachers and Principals     | 267,507.26               |   |                                      |                                      |                                     |   |
| 8516 NCLB, Title III - Language Instruction for Limited English Proficient and Immigrant Students | 58,726.24                |   |                                      |                                      |                                     |   |
| 8517 NCLB, Title IV - 21St Century Schools  | 13,247.93                |   |                                      |                                      |                                     |   |
| 8690 Other Restricted Federal Grants-in-Aid Through the Commonwealth of PA                        | 53,860.60                |   |                                      |                                      |                                     |   |
| 8741 Elementary and Secondary School Emergency Relief Fund (ESSER)                                | 261,754.12               |   |                                      |                                      |                                     |   |
| 8810 School-Based Access Medicaid Reimbursement Program (SBAP) Reimbursements (Access)            | 991,663.53               |   |                                      |                                      |                                     |   |
| 8820 Medical Assistance Reimbursement for Administrative Claiming (Quarterly) Program             | 30,027.21                |   |                                      |                                      |                                     |   |
| <b>8000 Total Revenue from Federal Sources</b>  | <b>\$2,275,582.89</b>    |   |                                      |                                      |                                     |   |
| <b>9000 Other Financing Sources</b>   |                          |   |                                      |                                      |                                     |   |
| 9110 Face Value of Bonds Issued   |                          |   |                                      |                                      |                                     |   |
| 9130 Bond Premiums  |                          |   |                                      |                                      |                                     |   |
| 9310 General Fund Transfers   |                          |   |                                      |                                      |                                     |   |
| <b>9000 Total Other Financing Sources</b>   |                          |   |                                      |                                      |                                     |   |
| <b>Total From All Sources</b>   | <b>\$255,108,420.30</b>  |   |                                      |                                      |                                     |   |

LEA : 124159002      West Chester Area SD

Printed 7/14/2021 7:52:06 AM

|   | <u>Capital Reserve</u><br><u>(1431) (32)</u> | <u>Other Capital</u><br><u>Projects Fund (39)</u> | <u>Debt Service (40)</u> | <u>Permanent (90)</u> | <u>Total</u>            |
|---|--|---|--------------------------|-----------------------|-------------------------|
| <b>8000 Revenue from Federal Sources</b>  |  |   |                          |                       |                         |
| 8514 NCLB, Title I - Improving the Academic Achievement of the Disadvantaged                      |  |   |                          |                       | 598,796.00              |
| 8515 NCLB, Title II - Preparing, Training and Recruiting High Quality Teachers and Principals     |  |   |                          |                       | 267,507.26              |
| 8516 NCLB, Title III - Language Instruction for Limited English Proficient and Immigrant Students |  |   |                          |                       | 58,726.24               |
| 8517 NCLB, Title IV - 21st Century Schools  |  |   |                          |                       | 13,247.93               |
| 8690 Other Restricted Federal Grants-in-Aid Through the Commonwealth of PA                        |  |   |                          |                       | 53,860.60               |
| 8741 Elementary and Secondary School Emergency Relief Fund (ESSER)                                |  |   |                          |                       | 261,754.12              |
| 8810 School-Based Access Medicaid Reimbursement Program (SBAP) Reimbursements (Access)            |  |   |                          |                       | 991,663.53              |
| 8820 Medical Assistance Reimbursement for Administrative Claiming (Quarterly) Program             |  |   |                          |                       | 30,027.21               |
| <b>8000 Total Revenue from Federal Sources</b>  |  |   |                          |                       | <b>\$2,275,582.89</b>   |
| <b>9000 Other Financing Sources</b>   |  |   |                          |                       |                         |
| 9110 Face Value of Bonds Issued   |  | 34,750,000.00                                     |                          |                       | 34,750,000.00           |
| 9130 Bond Premiums  |  | 5,643,840.00                                      |                          |                       | 5,643,840.00            |
| 9310 General Fund Transfers   | 5,451,612.00                                 |   |                          |                       | 5,451,612.00            |
| <b>9000 Total Other Financing Sources</b>   | <b>\$5,451,612.00</b>                        | <b>\$40,393,840.00</b>                            |                          |                       | <b>\$45,845,452.00</b>  |
| <b>Total From All Sources</b>   | <b>\$6,221,394.00</b>                        | <b>\$40,393,840.00</b>                            |                          |                       | <b>\$301,723,654.30</b> |

LEA : 124159002 West Chester Area SD

Printed 7/14/2021 7:52:10 AM

|                              | <u>General Fund (10)</u> | <u>Student Sponsored<br/>Activity Fund (21)</u> | <u>Public Purpose Trust (27)</u> | <u>Other Compt Approved<br/>(28)</u> | <u>Athletic / Activity (29)</u> | <u>Capital Reserve (690.<br/>1850) (31)</u> |
|------------------------------|--------------------------|---|----------------------------------|--------------------------------------|---------------------------------|---|
| Revenue from Local Sources   | 208,743,801.32           |   |                                  |                                      |                                 |   |
| Revenue from State Sources   | 44,089,036.09            |   |                                  |                                      |                                 |   |
| Revenue from Federal Sources | 2,275,582.89             |   |                                  |                                      |                                 |   |
| Other Financing Sources      |                          |   |                                  |                                      |                                 |   |
| Total From All Sources       | \$255,108,420.30         |   |                                  |                                      |                                 |   |

LEA : 124159002 West Chester Area SD

Printed 7/14/2021 7:52:10 AM

|                              | <u>Capital Reserve (1431)</u><br><u>(32)</u> | <u>Other Capital Projects</u><br><u>Fund (39)</u> | <u>Debt Service (40)</u> | <u>Permanent (90)</u> | <u>Total</u>     |
|------------------------------|--|---|--------------------------|-----------------------|------------------|
| Revenue from Local Sources   | 769,782.00                                   |   |                          |                       | 209,513,583.32   |
| Revenue from State Sources   |  |   |                          |                       | 44,089,036.09    |
| Revenue from Federal Sources |  |   |                          |                       | 2,275,582.89     |
| Other Financing Sources      | 5,451,612.00                                 | 40,393,840.00                                     |                          |                       | 45,845,452.00    |
| Total From All Sources       | \$6,221,394.00                               | \$40,393,840.00                                   |                          |                       | \$301,723,654.30 |

LEA : 124159002      West Chester Area SD

Printed 7/14/2021 7:52:15 AM

General Fund (10)

| 1000 Instruction   |  | Total           |
|--|--|-----------------|
| 100 <u>Personnel Services – Salaries</u>   |  |                 |
| 100 Personnel Services – Salaries  |  | 68,310,543.84   |
| Total Personnel Services – Salaries  |  | \$68,310,543.84 |
| 200 <u>Personnel Services – Employee Benefits</u>  |  |                 |
| 210 Group Insurance – Contracted Provider  |  | 233,301.05      |
| 220 Social Security Contributions  |  | 4,939,988.29    |
| 230 PSERS Retirement Contributions   |  | 23,354,834.39   |
| 250 Unemployment Compensation  |  | 17,444.96       |
| 260 Workers' Compensation  |  | 536,406.21      |
| 270 Group Insurance – Self-Insurance   |  | 9,724,223.06    |
| 299 All Other Employee Benefits  |  | 129,014.84      |
| Total Personnel Services – Employee Benefits   |  | \$38,935,212.80 |
| 300 <u>Purchased Professional and Technical Services</u>   |  |                 |
| 310 Official / Administrative Services   |  | 205,800.89      |
| 322 Professional Educational Services – Ius  |  | 5,036,356.81    |
| 323 Professional Educational Services – Other Educational Agencies                                     |  | 2,513,231.03    |
| 329 Professional Educational Services – Other  |  | 4,581,846.46    |
| 330 Other Professional Services  |  | 1,412,330.13    |
| 340 Technical Services   |  | 45,035.00       |
| 390 Other Purchased Professional and Technical Services  |  | 1,951.54        |
| Total Purchased Professional and Technical Services  |  | \$13,796,551.86 |
| 400 <u>Purchased Property Services</u>   |  |                 |
| 430 Repairs and Maintenance Services   |  | 91,728.77       |
| 440 Rentals  |  | 298,680.40      |
| Total Purchased Property Services  |  | \$390,409.17    |
| 500 <u>Other Purchased Services</u>  |  |                 |
| 510 Student Transportation Services  |  | 23,162.19       |
| 530 Communications   |  | 210,405.90      |
| 550 Printing and Binding   |  | 15,351.81       |
| 561 Tuition To Other School Districts Within the State   |  | 136,790.48      |
| 562 Tuition To Pennsylvania Charter Schools  |  | 7,775,747.67    |
| 563 Tuition To Nonpublic Schools   |  | 792,672.88      |
| 564 Tuition To Career and Technology Centers   |  | 2,557,835.40    |
| 567 Tuition To Approved Private Schools (APS) and PA Chartered Schools for the Deaf and Blind          |  | 2,273,576.82    |
| 568 Tuition To Private Residential Rehabilitative Institutions (PRRI) [In-State] and Detention Centers |  | 17,883.70       |
| 569 Tuition – Other  |  | 623,097.39      |
| 580 Travel   |  | 65,946.92       |
| 594 IU Payment By Withholding for Institutionalized Children's Programs – Special Classes              |  | 5,832.41        |
| Total Other Purchased Services   |  | \$14,498,303.57 |
| 600 <u>Supplies</u>  |  |                 |
| 610 General Supplies   |  | 1,618,535.53    |
| 630 Food   |  | 21,307.78       |
| 640 Books and Periodicals  |  | 562,723.62      |
| 650 Supplies & Fees – Technology Related   |  | 859,460.53      |

LEA : 124159002      West Chester Area SD

Printed 7/14/2021 7:52:15 AM

|   |                         |
|---|-------------------------|
| <b>General Fund (10)</b>                        |                         |
| <b>1000 Instruction</b>                         | <b><u>Total</u></b>     |
| <b>Total Supplies</b>                           | <b>\$3,062,027.46</b>   |
| <b>700 <u>Property</u></b>                      |                         |
| 752 Capital Equipment – Original and Additional | 36,495.07               |
| 762 Capitalized Equipment - Replacement         | 73,366.00               |
| <b>Total Property</b>                           | <b>\$109,861.07</b>     |
| <b>800 <u>Other Objects</u></b>                 |                         |
| 810 Dues and Fees                               | 53,148.83               |
| <b>Total Other Objects</b>                      | <b>\$53,148.83</b>      |
| <b>Total 1000 Instruction</b>                   | <b>\$139,156,058.60</b> |

LEA : 124159002     West Chester Area SD

Printed 7/14/2021 7:52:15 AM

General Fund (10)

| 1100 Regular Programs – Elementary / Secondary                     | Elementary             | Secondary              | Federal             | Total                  |
|--|------------------------|------------------------|---------------------|------------------------|
| <b>100 Personnel Services – Salaries</b>                           |                        |                        |                     |                        |
| 100 Personnel Services – Salaries                                  | 26,390,835.97          | 26,982,897.59          | 366,327.84          | 53,740,061.40          |
| <b>Total Personnel Services – Salaries</b>                         | <b>\$26,390,835.97</b> | <b>\$26,982,897.59</b> | <b>\$366,327.84</b> | <b>\$53,740,061.40</b> |
| <b>200 Personnel Services – Employee Benefits</b>                  |                        |                        |                     |                        |
| 210 Group Insurance – Contracted Provider                          | 86,701.75              | 94,647.70              | 598.50              | 181,947.95             |
| 220 Social Security Contributions                                  | 1,904,554.71           | 1,960,387.38           | 27,560.72           | 3,892,502.81           |
| 230 PSERS Retirement Contributions                                 | 9,049,678.89           | 9,255,250.88           | 125,049.77          | 18,429,979.54          |
| 250 Unemployment Compensation                                      | 6,794.09               | 6,964.17               |                     | 13,758.26              |
| 260 Workers' Compensation  | 208,906.23             | 214,139.66             |                     | 423,045.89             |
| 270 Group Insurance – Self-Insurance                               | 3,864,556.25           | 3,438,811.08           | 73,318.65           | 7,376,685.98           |
| 299 All Other Employee Benefits                                    | 50,245.56              | 51,504.20              |                     | 101,749.76             |
| <b>Total Personnel Services – Employee Benefits</b>                | <b>\$15,171,437.48</b> | <b>\$15,021,705.07</b> | <b>\$226,527.64</b> | <b>\$30,419,670.19</b> |
| <b>300 Purchased Professional and Technical Services</b>           |                        |                        |                     |                        |
| 310 Official / Administrative Services                             | 106,279.73             | 99,521.16              |                     | 205,800.89             |
| 323 Professional Educational Services – Other Educational Agencies | 800.00                 | 1,300.00               |                     | 2,100.00               |
| 329 Professional Educational Services – Other                      | 875,301.80             | 832,953.03             | 2,481.99            | 1,710,736.82           |
| 330 Other Professional Services                                    | 59,538.67              | 55,752.46              |                     | 115,291.13             |
| 340 Technical Services   | 4,131.37               | 3,868.63               |                     | 8,000.00               |
| 390 Other Purchased Professional and Technical Services            |                        | 1,951.54               |                     | 1,951.54               |
| <b>Total Purchased Professional and Technical Services</b>         | <b>\$1,046,051.57</b>  | <b>\$995,346.82</b>    | <b>\$2,481.99</b>   | <b>\$2,043,880.38</b>  |
| <b>400 Purchased Property Services</b>                             |                        |                        |                     |                        |
| 430 Repairs and Maintenance Services                               | 46,715.02              | 45,013.75              |                     | 91,728.77              |
| 440 Rentals  | 62,394.27              | 88,313.60              |                     | 150,707.87             |
| <b>Total Purchased Property Services</b>                           | <b>\$109,109.29</b>    | <b>\$133,327.35</b>    |                     | <b>\$242,436.64</b>    |
| <b>500 Other Purchased Services</b>                                |                        |                        |                     |                        |
| 510 Student Transportation Services                                | 1,658.32               | 10,929.05              | 1,339.33            | 13,926.70              |
| 530 Communications   | 108,574.46             | 99,835.85              |                     | 208,410.31             |
| 550 Printing and Binding   | 4,159.27               | 11,192.54              |                     | 15,351.81              |
| 562 Tuition To Pennsylvania Charter Schools                        | 4,656,870.48           |                        |                     | 4,656,870.48           |
| 580 Travel   | 4,133.83               | 18,755.25              | 13.68               | 22,902.76              |
| <b>Total Other Purchased Services</b>                              | <b>\$4,775,396.36</b>  | <b>\$140,712.69</b>    | <b>\$1,353.01</b>   | <b>\$4,917,462.06</b>  |
| <b>600 Supplies</b>  |                        |                        |                     |                        |
| 610 General Supplies   | 602,519.37             | 494,819.18             | 229,427.42          | 1,326,765.97           |
| 630 Food   | 7,094.48               | 3,269.45               | 375.20              | 10,739.13              |
| 640 Books and Periodicals  | 361,609.28             | 197,351.68             | 112.00              | 559,072.96             |
| 650 Supplies & Fees – Technology Related                           | 393,853.53             | 413,754.59             | 35,000.00           | 842,608.12             |
| <b>Total Supplies</b>  | <b>\$1,365,076.66</b>  | <b>\$1,109,194.90</b>  | <b>\$264,914.62</b> | <b>\$2,739,186.18</b>  |
| <b>700 Property</b>  |                        |                        |                     |                        |
| 762 Capitalized Equipment - Replacement                            |                        | 73,366.00              |                     | 73,366.00              |
| <b>Total Property</b>  |                        | <b>\$73,366.00</b>     |                     | <b>\$73,366.00</b>     |
| <b>800 Other Objects</b>   |                        |                        |                     |                        |

LEA : 124159002     West Chester Area SD

Printed 7/14/2021 7:52:15 AM

General Fund (10)

|  |                   |                  |                |                 |
|--|-------------------|------------------|----------------|-----------------|
| 1100 Regular Programs – Elementary / Secondary       | <u>Elementary</u> | <u>Secondary</u> | <u>Federal</u> | <u>Total</u>    |
| 800 <u>Other Objects</u>                             |                   |                  |                |                 |
| 810 Dues and Fees                                    | 1,970.60          | 19,703.98        |                | 21,674.58       |
| Total Other Objects                                  | \$1,970.60        | \$19,703.98      |                | \$21,674.58     |
| Total 1100 Regular Programs – Elementary / Secondary | \$48,859,877.93   | \$44,476,254.40  | \$861,605.10   | \$94,197,737.43 |



LEA : 124159002      West Chester Area SD

Printed 7/14/2021 7:52:15 AM

General Fund (10)

1110 Regular Programs

|  | Elementary             | Secondary              | Federal | Total                  |
|--|------------------------|------------------------|---------|------------------------|
| <b>100 <u>Personnel Services – Salaries</u></b>                    |                        |                        |         |                        |
| 100 Personnel Services – Salaries                                  | 26,390,835.97          | 26,982,897.59          |         | 53,373,733.56          |
| <b>Total Personnel Services – Salaries</b>                         | <b>\$26,390,835.97</b> | <b>\$26,982,897.59</b> |         | <b>\$53,373,733.56</b> |
| <b>200 <u>Personnel Services – Employee Benefits</u></b>           |                        |                        |         |                        |
| 210 Group Insurance – Contracted Provider                          | 86,701.75              | 94,647.70              |         | 181,349.45             |
| 220 Social Security Contributions                                  | 1,904,554.71           | 1,960,387.38           |         | 3,864,942.09           |
| 230 PSERS Retirement Contributions                                 | 9,049,678.89           | 9,255,250.88           |         | 18,304,929.77          |
| 250 Unemployment Compensation                                      | 6,794.09               | 6,964.17               |         | 13,758.26              |
| 260 Workers' Compensation  | 208,906.23             | 214,139.66             |         | 423,045.89             |
| 270 Group Insurance – Self-Insurance                               | 3,864,556.25           | 3,438,811.08           |         | 7,303,367.33           |
| 299 All Other Employee Benefits                                    | 50,245.56              | 51,504.20              |         | 101,749.76             |
| <b>Total Personnel Services – Employee Benefits</b>                | <b>\$15,171,437.48</b> | <b>\$15,021,705.07</b> |         | <b>\$30,193,142.55</b> |
| <b>300 <u>Purchased Professional and Technical Services</u></b>    |                        |                        |         |                        |
| 310 Official / Administrative Services                             | 106,279.73             | 99,521.16              |         | 205,800.89             |
| 323 Professional Educational Services – Other Educational Agencies | 800.00                 | 1,300.00               |         | 2,100.00               |
| 329 Professional Educational Services – Other                      | 875,301.80             | 832,953.03             |         | 1,708,254.83           |
| 330 Other Professional Services                                    | 59,538.67              | 55,752.46              |         | 115,291.13             |
| 340 Technical Services   | 4,131.37               | 3,868.63               |         | 8,000.00               |
| 390 Other Purchased Professional and Technical Services            |                        | 1,951.54               |         | 1,951.54               |
| <b>Total Purchased Professional and Technical Services</b>         | <b>\$1,046,051.57</b>  | <b>\$995,346.82</b>    |         | <b>\$2,041,398.39</b>  |
| <b>400 <u>Purchased Property Services</u></b>                      |                        |                        |         |                        |
| 430 Repairs and Maintenance Services                               | 46,715.02              | 45,013.75              |         | 91,728.77              |
| 440 Rentals  | 62,394.27              | 88,313.60              |         | 150,707.87             |
| <b>Total Purchased Property Services</b>                           | <b>\$109,109.29</b>    | <b>\$133,327.35</b>    |         | <b>\$242,436.64</b>    |
| <b>500 <u>Other Purchased Services</u></b>                         |                        |                        |         |                        |
| 510 Student Transportation Services                                | 1,658.32               | 10,929.05              |         | 12,587.37              |
| 530 Communications   | 108,574.46             | 99,835.85              |         | 208,410.31             |
| 550 Printing and Binding   | 4,159.27               | 11,192.54              |         | 15,351.81              |
| 562 Tuition To Pennsylvania Charter Schools                        | 4,656,870.48           |                        |         | 4,656,870.48           |
| 580 Travel   | 4,133.83               | 18,755.25              |         | 22,889.08              |
| <b>Total Other Purchased Services</b>                              | <b>\$4,775,396.36</b>  | <b>\$140,712.69</b>    |         | <b>\$4,916,109.05</b>  |
| <b>600 <u>Supplies</u></b>   |                        |                        |         |                        |
| 610 General Supplies   | 602,519.37             | 494,819.18             |         | 1,097,338.55           |
| 630 Food   | 7,094.48               | 3,269.45               |         | 10,363.93              |
| 640 Books and Periodicals  | 361,609.28             | 197,351.68             |         | 558,960.96             |
| 650 Supplies & Fees – Technology Related                           | 393,853.53             | 413,754.59             |         | 807,608.12             |
| <b>Total Supplies</b>  | <b>\$1,365,076.66</b>  | <b>\$1,109,194.90</b>  |         | <b>\$2,474,271.56</b>  |
| <b>700 <u>Property</u></b>   |                        |                        |         |                        |
| 762 Capitalized Equipment - Replacement                            |                        | 73,366.00              |         | 73,366.00              |
| <b>Total Property</b>  |                        | <b>\$73,366.00</b>     |         | <b>\$73,366.00</b>     |
| <b>800 <u>Other Objects</u></b>                                    |                        |                        |         |                        |

LEA : 124159002     West Chester Area SD

Printed 7/14/2021 7:52:15 AM

|                             |                   |                  |                |                 |
|-----------------------------|-------------------|------------------|----------------|-----------------|
| General Fund (10)           |                   |                  |                |                 |
| 1110 Regular Programs       | <u>Elementary</u> | <u>Secondary</u> | <u>Federal</u> | <u>Total</u>    |
| 800 <u>Other Objects</u>    |                   |                  |                |                 |
| 810 Dues and Fees           | 1,970.60          | 19,703.98        |                | 21,674.58       |
| Total Other Objects         | \$1,970.60        | \$19,703.98      |                | \$21,674.58     |
| Total 1110 Regular Programs | \$48,859,877.93   | \$44,476,254.40  |                | \$93,336,132.33 |

LEA : 124159002      West Chester Area SD

Printed 7/14/2021 7:52:15 AM

| General Fund (10)   |                   |                  |                     |                     |
|---|-------------------|------------------|---------------------|---------------------|
| 1190 Federally-Funded Regular Programs                          | <u>Elementary</u> | <u>Secondary</u> | <u>Federal</u>      | <u>Total</u>        |
| <b>100 <u>Personnel Services – Salaries</u></b>                 |                   |                  |                     |                     |
| 100 Personnel Services – Salaries                               |                   |                  | 366,327.84          | 366,327.84          |
| <b>Total Personnel Services – Salaries</b>                      |                   |                  | <b>\$366,327.84</b> | <b>\$366,327.84</b> |
| <b>200 <u>Personnel Services – Employee Benefits</u></b>        |                   |                  |                     |                     |
| 210 Group Insurance – Contracted Provider                       |                   |                  | 598.50              | 598.50              |
| 220 Social Security Contributions                               |                   |                  | 27,560.72           | 27,560.72           |
| 230 PSERS Retirement Contributions                              |                   |                  | 125,049.77          | 125,049.77          |
| 270 Group Insurance – Self-Insurance                            |                   |                  | 73,318.65           | 73,318.65           |
| <b>Total Personnel Services – Employee Benefits</b>             |                   |                  | <b>\$226,527.64</b> | <b>\$226,527.64</b> |
| <b>300 <u>Purchased Professional and Technical Services</u></b> |                   |                  |                     |                     |
| 329 Professional Educational Services – Other                   |                   |                  | 2,481.99            | 2,481.99            |
| <b>Total Purchased Professional and Technical Services</b>      |                   |                  | <b>\$2,481.99</b>   | <b>\$2,481.99</b>   |
| <b>500 <u>Other Purchased Services</u></b>                      |                   |                  |                     |                     |
| 510 Student Transportation Services                             |                   |                  | 1,339.33            | 1,339.33            |
| 580 Travel  |                   |                  | 13.68               | 13.68               |
| <b>Total Other Purchased Services</b>                           |                   |                  | <b>\$1,353.01</b>   | <b>\$1,353.01</b>   |
| <b>600 <u>Supplies</u></b>                                      |                   |                  |                     |                     |
| 610 General Supplies  |                   |                  | 229,427.42          | 229,427.42          |
| 630 Food  |                   |                  | 375.20              | 375.20              |
| 640 Books and Periodicals                                       |                   |                  | 112.00              | 112.00              |
| 650 Supplies & Fees – Technology Related                        |                   |                  | 35,000.00           | 35,000.00           |
| <b>Total Supplies</b>   |                   |                  | <b>\$264,914.62</b> | <b>\$264,914.62</b> |
| <b>Total 1190 Federally-Funded Regular Programs</b>             |                   |                  | <b>\$861,605.10</b> | <b>\$861,605.10</b> |

LEA : 124159002     West Chester Area SD

Printed 7/14/2021 7:52:15 AM

General Fund (10)

| 1200 Special Programs – Elementary / Secondary   | Elementary            | Secondary             | Federal               | Total                  |
|--|-----------------------|-----------------------|-----------------------|------------------------|
| <b>100 Personnel Services – Salaries</b>   |                       |                       |                       |                        |
| 100 Personnel Services – Salaries  | 6,507,969.65          | 5,611,469.12          | 57,875.55             | 12,177,314.32          |
| <b>Total Personnel Services – Salaries</b>   | <b>\$6,507,969.65</b> | <b>\$5,611,469.12</b> | <b>\$57,875.55</b>    | <b>\$12,177,314.32</b> |
| <b>200 Personnel Services – Employee Benefits</b>  |                       |                       |                       |                        |
| 210 Group Insurance – Contracted Provider  | 21,713.46             | 20,163.56             | 84.69                 | 41,961.71              |
| 220 Social Security Contributions  | 463,402.94            | 406,515.51            | 3,885.57              | 873,804.02             |
| 230 PSERS Retirement Contributions   | 2,187,648.26          | 1,899,387.96          | 18,316.47             | 4,105,352.69           |
| 250 Unemployment Compensation  | 1,660.88              | 1,420.56              |                       | 3,081.44               |
| 260 Workers' Compensation  | 51,069.30             | 43,680.00             |                       | 94,749.30              |
| 270 Group Insurance – Self-Insurance   | 1,142,103.80          | 864,622.95            | 13,093.66             | 2,019,820.41           |
| 299 All Other Employee Benefits  | 12,283.06             | 10,505.76             |                       | 22,788.82              |
| <b>Total Personnel Services – Employee Benefits</b>  | <b>\$3,879,881.70</b> | <b>\$3,246,296.30</b> | <b>\$35,380.39</b>    | <b>\$7,161,558.39</b>  |
| <b>300 Purchased Professional and Technical Services</b>   |                       |                       |                       |                        |
| 322 Professional Educational Services – Ius  | 816,703.27            | 2,890,919.22          | 1,188,514.00          | 4,896,136.49           |
| 323 Professional Educational Services – Other Educational Agencies                                     | 730,596.87            | 1,230,674.88          |                       | 1,961,271.75           |
| 329 Professional Educational Services – Other  | 1,100,522.48          | 1,030,537.69          | 732,333.71            | 2,863,393.88           |
| 330 Other Professional Services  | 571,093.24            | 619,036.50            | 106,909.26            | 1,297,039.00           |
| 340 Technical Services   | 19,125.64             | 17,909.36             |                       | 37,035.00              |
| <b>Total Purchased Professional and Technical Services</b>   | <b>\$3,238,041.50</b> | <b>\$5,789,077.65</b> | <b>\$2,027,756.97</b> | <b>\$11,054,876.12</b> |
| <b>400 Purchased Property Services</b>   |                       |                       |                       |                        |
| 440 Rentals  | 1,912.09              | 1,790.48              |                       | 3,702.57               |
| <b>Total Purchased Property Services</b>   | <b>\$1,912.09</b>     | <b>\$1,790.48</b>     |                       | <b>\$3,702.57</b>      |
| <b>500 Other Purchased Services</b>  |                       |                       |                       |                        |
| 510 Student Transportation Services  | 2,384.97              | 3,949.84              |                       | 6,334.81               |
| 530 Communications   | 651.40                | 609.96                |                       | 1,261.36               |
| 561 Tuition To Other School Districts Within the State   |                       | 114,872.48            |                       | 114,872.48             |
| 562 Tuition To Pennsylvania Charter Schools  | 3,118,877.19          |                       |                       | 3,118,877.19           |
| 563 Tuition To Nonpublic Schools   |                       | 785,185.39            |                       | 785,185.39             |
| 567 Tuition To Approved Private Schools (APS) and PA Chartered Schools for the Deaf and Blind          | 1,174,120.90          | 1,099,455.92          |                       | 2,273,576.82           |
| 568 Tuition To Private Residential Rehabilitative Institutions (PRRI) [In-State] and Detention Centers | 9,235.51              | 8,648.19              |                       | 17,883.70              |
| 569 Tuition – Other  | 317,377.83            | 297,195.06            |                       | 614,572.89             |
| 580 Travel   | 7,684.65              | 7,195.89              | 22,267.25             | 37,147.79              |
| 594 IU Payment By Withholding for Institutionalized Children's Programs – Special Classes              | 3,011.98              | 2,820.43              |                       | 5,832.41               |
| <b>Total Other Purchased Services</b>  | <b>\$4,633,344.43</b> | <b>\$2,319,933.16</b> | <b>\$22,267.25</b>    | <b>\$6,975,544.84</b>  |
| <b>600 Supplies</b>  |                       |                       |                       |                        |
| 610 General Supplies   | 11,015.86             | 21,250.47             | 188,444.25            | 220,710.58             |
| 630 Food   | 206.48                | 193.34                | 9,815.17              | 10,214.99              |
| 640 Books and Periodicals  | 37.13                 | 3,072.00              |                       | 3,109.13               |
| 650 Supplies & Fees – Technology Related   | 8,529.98              | 7,842.43              |                       | 16,372.41              |
| <b>Total Supplies</b>  | <b>\$19,789.45</b>    | <b>\$32,358.24</b>    | <b>\$198,259.42</b>   | <b>\$250,407.11</b>    |
| <b>700 Property</b>  |                       |                       |                       |                        |
| 752 Capital Equipment – Original and Additional  | 3,015.90              | 2,824.10              |                       | 5,840.00               |
| <b>Total Property</b>  | <b>\$3,015.90</b>     | <b>\$2,824.10</b>     |                       | <b>\$5,840.00</b>      |

LEA : 124159002    West Chester Area SD

Printed 7/14/2021 7:52:15 AM

|  |                   |                  |                |                 |
|--|-------------------|------------------|----------------|-----------------|
| General Fund (10)                                    |                   |                  |                |                 |
| 1200 Special Programs – Elementary / Secondary       | <u>Elementary</u> | <u>Secondary</u> | <u>Federal</u> | <u>Total</u>    |
| 800 <u>Other Objects</u>                             |                   |                  |                |                 |
| 810 Dues and Fees                                    | 9,181.21          | 9,491.79         | 11,037.25      | 29,710.25       |
| Total Other Objects                                  | \$9,181.21        | \$9,491.79       | \$11,037.25    | \$29,710.25     |
| Total 1200 Special Programs – Elementary / Secondary | \$18,293,135.93   | \$17,013,240.84  | \$2,352,576.83 | \$37,658,953.60 |

LEA : 124159002      West Chester Area SD

Printed 7/14/2021 7:52:15 AM

General Fund (10)

1210 Life Skills Support

|  | Elementary          | Secondary           | Federal             | Total                 |
|--|---------------------|---------------------|---------------------|-----------------------|
| <b>100 Personnel Services – Salaries</b>                   |                     |                     |                     |                       |
| 100 Personnel Services – Salaries                          | 336,201.42          | 225,750.02          |                     | 561,951.44            |
| <b>Total Personnel Services – Salaries</b>                 | <b>\$336,201.42</b> | <b>\$225,750.02</b> |                     | <b>\$561,951.44</b>   |
| <b>200 Personnel Services – Employee Benefits</b>          |                     |                     |                     |                       |
| 210 Group Insurance – Contracted Provider                  | 1,307.35            | 649.23              |                     | 1,956.58              |
| 220 Social Security Contributions                          | 23,008.01           | 16,143.70           |                     | 39,151.71             |
| 230 PSERS Retirement Contributions                         | 112,892.18          | 76,460.62           |                     | 189,352.80            |
| 250 Unemployment Compensation                              | 88.39               | 59.06               |                     | 147.45                |
| 260 Workers' Compensation                                  | 2,717.82            | 1,816.09            |                     | 4,533.91              |
| 270 Group Insurance – Self-Insurance                       | 76,147.17           | 40,956.42           |                     | 117,103.59            |
| 299 All Other Employee Benefits                            | 653.68              | 436.79              |                     | 1,090.47              |
| <b>Total Personnel Services – Employee Benefits</b>        | <b>\$216,814.60</b> | <b>\$136,521.91</b> |                     | <b>\$353,336.51</b>   |
| <b>300 Purchased Professional and Technical Services</b>   |                     |                     |                     |                       |
| 322 Professional Educational Services – lus                |                     | 146,787.03          | 489,404.48          | 636,191.51            |
| <b>Total Purchased Professional and Technical Services</b> |                     | <b>\$146,787.03</b> | <b>\$489,404.48</b> | <b>\$636,191.51</b>   |
| <b>500 Other Purchased Services</b>                        |                     |                     |                     |                       |
| 510 Student Transportation Services                        | 530.33              | 1,165.27            |                     | 1,695.60              |
| <b>Total Other Purchased Services</b>                      | <b>\$530.33</b>     | <b>\$1,165.27</b>   |                     | <b>\$1,695.60</b>     |
| <b>600 Supplies</b>  |                     |                     |                     |                       |
| 610 General Supplies                                       |                     | 25.17               | 11,316.29           | 11,341.46             |
| <b>Total Supplies</b>                                      |                     | <b>\$25.17</b>      | <b>\$11,316.29</b>  | <b>\$11,341.46</b>    |
| <b>Total 1210 Life Skills Support</b>                      | <b>\$553,546.35</b> | <b>\$510,249.40</b> | <b>\$500,720.77</b> | <b>\$1,564,516.52</b> |

LEA : 124159002     West Chester Area SD

Printed 7/14/2021 7:52:15 AM

|   |                          |                         |                       |                       |
|---|--------------------------|-------------------------|-----------------------|-----------------------|
| <b>General Fund (10)</b>  |                          |                         |                       |                       |
| <b>1220 Sensory Support</b>                                     | <u><b>Elementary</b></u> | <u><b>Secondary</b></u> | <u><b>Federal</b></u> | <u><b>Total</b></u>   |
| <b>100 <u>Personnel Services – Salaries</u></b>                 |                          |                         |                       |                       |
| 100 Personnel Services – Salaries                               | 538,775.01               | 504,513.08              |                       | 1,043,288.09          |
| <b>Total Personnel Services – Salaries</b>                      | <b>\$538,775.01</b>      | <b>\$504,513.08</b>     |                       | <b>\$1,043,288.09</b> |
| <b>200 <u>Personnel Services – Employee Benefits</u></b>        |                          |                         |                       |                       |
| 210 Group Insurance – Contracted Provider                       | 2,144.76                 | 2,008.34                |                       | 4,153.10              |
| 220 Social Security Contributions                               | 39,762.52                | 37,233.93               |                       | 76,996.45             |
| 230 PSERS Retirement Contributions                              | 183,943.04               | 172,245.67              |                       | 356,188.71            |
| 250 Unemployment Compensation                                   | 140.96                   | 131.99                  |                       | 272.95                |
| 260 Workers' Compensation                                       | 4,334.27                 | 4,058.64                |                       | 8,392.91              |
| 270 Group Insurance – Self-Insurance                            | 60,047.08                | 56,228.52               |                       | 116,275.60            |
| 299 All Other Employee Benefits                                 | 1,042.47                 | 976.17                  |                       | 2,018.64              |
| <b>Total Personnel Services – Employee Benefits</b>             | <b>\$291,415.10</b>      | <b>\$272,883.26</b>     |                       | <b>\$564,298.36</b>   |
| <b>300 <u>Purchased Professional and Technical Services</u></b> |                          |                         |                       |                       |
| 322 Professional Educational Services – Ius                     | 23,211.03                | 21,734.96               | 693,009.52            | 737,955.51            |
| 330 Other Professional Services                                 | 86,978.49                | 81,447.32               |                       | 168,425.81            |
| <b>Total Purchased Professional and Technical Services</b>      | <b>\$110,189.52</b>      | <b>\$103,182.28</b>     | <b>\$693,009.52</b>   | <b>\$906,381.32</b>   |
| <b>500 <u>Other Purchased Services</u></b>                      |                          |                         |                       |                       |
| 580 Travel  | 7.25                     | 6.77                    |                       | 14.02                 |
| <b>Total Other Purchased Services</b>                           | <b>\$7.25</b>            | <b>\$6.77</b>           |                       | <b>\$14.02</b>        |
| <b>600 <u>Supplies</u></b>                                      |                          |                         |                       |                       |
| 610 General Supplies  |                          |                         | 7,243.02              | 7,243.02              |
| <b>Total Supplies</b>   |                          |                         | <b>\$7,243.02</b>     | <b>\$7,243.02</b>     |
| <b>800 <u>Other Objects</u></b>                                 |                          |                         |                       |                       |
| 810 Dues and Fees   |                          |                         | 1,157.00              | 1,157.00              |
| <b>Total Other Objects</b>                                      |                          |                         | <b>\$1,157.00</b>     | <b>\$1,157.00</b>     |
| <b>Total 1220 Sensory Support</b>                               | <b>\$940,386.88</b>      | <b>\$880,585.39</b>     | <b>\$701,409.54</b>   | <b>\$2,522,381.81</b> |

LEA : 124159002      West Chester Area SD

Printed 7/14/2021 7:52:15 AM

|  |                       |                       |                    |                       |
|--|-----------------------|-----------------------|--------------------|-----------------------|
| General Fund (10)  |                       |                       |                    |                       |
| 1230 Emotional Support   | <u>Elementary</u>     | <u>Secondary</u>      | <u>Federal</u>     | <u>Total</u>          |
| 100 <u>Personnel Services – Salaries</u>                           |                       |                       |                    |                       |
| 100 Personnel Services – Salaries                                  | 908,765.18            | 655,287.06            |                    | 1,564,052.24          |
| <b>Total Personnel Services – Salaries</b>                         | <b>\$908,765.18</b>   | <b>\$655,287.06</b>   |                    | <b>\$1,564,052.24</b> |
| 200 <u>Personnel Services – Employee Benefits</u>                  |                       |                       |                    |                       |
| 210 Group Insurance – Contracted Provider                          | 2,544.12              | 1,763.98              |                    | 4,308.10              |
| 220 Social Security Contributions                                  | 63,120.58             | 46,947.17             |                    | 110,067.75            |
| 230 PSERS Retirement Contributions                                 | 304,741.03            | 222,821.09            |                    | 527,562.12            |
| 250 Unemployment Compensation                                      | 238.92                | 172.27                |                    | 411.19                |
| 260 Workers' Compensation  | 7,346.57              | 5,296.75              |                    | 12,643.32             |
| 270 Group Insurance – Self-Insurance                               | 207,657.96            | 113,988.15            |                    | 321,646.11            |
| 299 All Other Employee Benefits                                    | 1,766.98              | 1,273.95              |                    | 3,040.93              |
| <b>Total Personnel Services – Employee Benefits</b>                | <b>\$587,416.16</b>   | <b>\$392,263.36</b>   |                    | <b>\$979,679.52</b>   |
| 300 <u>Purchased Professional and Technical Services</u>           |                       |                       |                    |                       |
| 322 Professional Educational Services – Ius                        |                       | 1,749,092.15          |                    | 1,749,092.15          |
| 323 Professional Educational Services – Other Educational Agencies |                       | 546,538.37            |                    | 546,538.37            |
| <b>Total Purchased Professional and Technical Services</b>         |                       | <b>\$2,295,630.52</b> |                    | <b>\$2,295,630.52</b> |
| 500 <u>Other Purchased Services</u>                                |                       |                       |                    |                       |
| 510 Student Transportation Services                                |                       | 1,255.47              |                    | 1,255.47              |
| 561 Tuition To Other School Districts Within the State             |                       | 114,872.48            |                    | 114,872.48            |
| <b>Total Other Purchased Services</b>                              |                       | <b>\$116,127.95</b>   |                    | <b>\$116,127.95</b>   |
| 600 <u>Supplies</u>  |                       |                       |                    |                       |
| 610 General Supplies   |                       | 2,849.96              | 12,242.71          | 15,092.67             |
| <b>Total Supplies</b>  |                       | <b>\$2,849.96</b>     | <b>\$12,242.71</b> | <b>\$15,092.67</b>    |
| <b>Total 1230 Emotional Support</b>                                | <b>\$1,496,181.34</b> | <b>\$3,462,158.85</b> | <b>\$12,242.71</b> | <b>\$4,970,582.90</b> |



LEA : 124159002      West Chester Area SD

Printed 7/14/2021 7:52:15 AM

General Fund (10)

1240 Academic Support

|   | Elementary            | Secondary             | Federal             | Total                  |
|---|-----------------------|-----------------------|---------------------|------------------------|
| <b>100 <u>Personnel Services – Salaries</u></b>                 |                       |                       |                     |                        |
| 100 Personnel Services – Salaries                               | 3,819,040.16          | 3,481,846.97          |                     | 7,300,887.13           |
| <b>Total Personnel Services – Salaries</b>                      | <b>\$3,819,040.16</b> | <b>\$3,481,846.97</b> |                     | <b>\$7,300,887.13</b>  |
| <b>200 <u>Personnel Services – Employee Benefits</u></b>        |                       |                       |                     |                        |
| 210 Group Insurance – Contracted Provider                       | 12,006.60             | 12,379.32             |                     | 24,385.92              |
| 220 Social Security Contributions                               | 271,665.69            | 251,172.90            |                     | 522,838.59             |
| 230 PSERS Retirement Contributions                              | 1,288,170.31          | 1,184,581.35          |                     | 2,472,751.66           |
| 250 Unemployment Compensation                                   | 1,003.20              | 914.37                |                     | 1,917.57               |
| 260 Workers' Compensation                                       | 30,847.06             | 28,115.27             |                     | 58,962.33              |
| 270 Group Insurance – Self-Insurance                            | 699,220.76            | 590,987.43            |                     | 1,290,208.19           |
| 299 All Other Employee Benefits                                 | 7,419.24              | 6,762.20              |                     | 14,181.44              |
| <b>Total Personnel Services – Employee Benefits</b>             | <b>\$2,310,332.86</b> | <b>\$2,074,912.84</b> |                     | <b>\$4,385,245.70</b>  |
| <b>300 <u>Purchased Professional and Technical Services</u></b> |                       |                       |                     |                        |
| 322 Professional Educational Services – Ius                     |                       | 507,693.69            |                     | 507,693.69             |
| 329 Professional Educational Services – Other                   | 4,318.45              | 4,043.79              |                     | 8,362.24               |
| 330 Other Professional Services                                 |                       | 84,260.38             |                     | 84,260.38              |
| 340 Technical Services  | 3,116.09              | 2,917.91              |                     | 6,034.00               |
| <b>Total Purchased Professional and Technical Services</b>      | <b>\$7,434.54</b>     | <b>\$598,915.77</b>   |                     | <b>\$606,350.31</b>    |
| <b>500 <u>Other Purchased Services</u></b>                      |                       |                       |                     |                        |
| 563 Tuition To Nonpublic Schools                                |                       | 785,185.39            |                     | 785,185.39             |
| 580 Travel  | 1,026.84              | 961.50                |                     | 1,988.34               |
| <b>Total Other Purchased Services</b>                           | <b>\$1,026.84</b>     | <b>\$786,146.89</b>   |                     | <b>\$787,173.73</b>    |
| <b>600 <u>Supplies</u></b>                                      |                       |                       |                     |                        |
| 610 General Supplies  | 3,316.99              | 11,166.08             | 137,447.01          | 151,930.08             |
| 640 Books and Periodicals                                       | 37.13                 | 3,072.00              |                     | 3,109.13               |
| 650 Supplies & Fees – Technology Related                        | 154.95                |                       |                     | 154.95                 |
| <b>Total Supplies</b>   | <b>\$3,509.07</b>     | <b>\$14,238.08</b>    | <b>\$137,447.01</b> | <b>\$155,194.16</b>    |
| <b>800 <u>Other Objects</u></b>                                 |                       |                       |                     |                        |
| 810 Dues and Fees   | 9,091.35              | 9,407.65              |                     | 18,499.00              |
| <b>Total Other Objects</b>                                      | <b>\$9,091.35</b>     | <b>\$9,407.65</b>     |                     | <b>\$18,499.00</b>     |
| <b>Total 1240 Academic Support</b>                              | <b>\$6,150,434.82</b> | <b>\$6,965,468.20</b> | <b>\$137,447.01</b> | <b>\$13,253,350.03</b> |

LEA : 124159002      West Chester Area SD

Printed 7/14/2021 7:52:15 AM

General Fund (10)

| 1241 Learning Support – Public                             | Elementary            | Secondary             | Federal             | Total                  |
|--|-----------------------|-----------------------|---------------------|------------------------|
| 100 <u>Personnel Services – Salaries</u>                   |                       |                       |                     |                        |
| 100 Personnel Services – Salaries                          | 3,162,036.26          | 3,003,079.21          |                     | 6,165,115.47           |
| <b>Total Personnel Services – Salaries</b>                 | <b>\$3,162,036.26</b> | <b>\$3,003,079.21</b> |                     | <b>\$6,165,115.47</b>  |
| 200 <u>Personnel Services – Employee Benefits</u>          |                       |                       |                     |                        |
| 210 Group Insurance – Contracted Provider                  | 10,127.12             | 9,649.86              |                     | 19,776.98              |
| 220 Social Security Contributions                          | 223,862.41            | 215,887.74            |                     | 439,750.15             |
| 230 PSERS Retirement Contributions                         | 1,063,496.36          | 1,020,655.38          |                     | 2,084,151.74           |
| 250 Unemployment Compensation                              | 831.25                | 789.25                |                     | 1,620.50               |
| 260 Workers' Compensation                                  | 25,560.09             | 24,267.85             |                     | 49,827.94              |
| 270 Group Insurance – Self-Insurance                       | 604,749.63            | 532,609.86            |                     | 1,137,359.49           |
| 299 All Other Employee Benefits                            | 6,147.63              | 5,836.82              |                     | 11,984.45              |
| <b>Total Personnel Services – Employee Benefits</b>        | <b>\$1,934,774.49</b> | <b>\$1,809,696.76</b> |                     | <b>\$3,744,471.25</b>  |
| 300 <u>Purchased Professional and Technical Services</u>   |                       |                       |                     |                        |
| 322 Professional Educational Services – Ius                |                       | 507,693.69            |                     | 507,693.69             |
| 330 Other Professional Services                            |                       | 84,260.38             |                     | 84,260.38              |
| <b>Total Purchased Professional and Technical Services</b> |                       | <b>\$591,954.07</b>   |                     | <b>\$591,954.07</b>    |
| 500 <u>Other Purchased Services</u>                        |                       |                       |                     |                        |
| 563 Tuition To Nonpublic Schools                           |                       | 785,185.39            |                     | 785,185.39             |
| <b>Total Other Purchased Services</b>                      |                       | <b>\$785,185.39</b>   |                     | <b>\$785,185.39</b>    |
| 600 <u>Supplies</u>  |                       |                       |                     |                        |
| 610 General Supplies                                       | 2,484.89              | 9,490.98              | 137,447.01          | 149,422.88             |
| 640 Books and Periodicals                                  |                       | 2,478.81              |                     | 2,478.81               |
| 650 Supplies & Fees – Technology Related                   | 154.95                |                       |                     | 154.95                 |
| <b>Total Supplies</b>                                      | <b>\$2,639.84</b>     | <b>\$11,969.79</b>    | <b>\$137,447.01</b> | <b>\$152,056.64</b>    |
| 800 <u>Other Objects</u>                                   |                       |                       |                     |                        |
| 810 Dues and Fees  | 7,712.50              | 7,712.50              |                     | 15,425.00              |
| <b>Total Other Objects</b>                                 | <b>\$7,712.50</b>     | <b>\$7,712.50</b>     |                     | <b>\$15,425.00</b>     |
| <b>Total 1241 Learning Support – Public</b>                | <b>\$5,107,163.09</b> | <b>\$6,209,597.72</b> | <b>\$137,447.01</b> | <b>\$11,454,207.82</b> |

LEA : 124159002      West Chester Area SD

Printed 7/14/2021 7:52:15 AM

|   |                       |                     |                |                       |
|---|-----------------------|---------------------|----------------|-----------------------|
| <b>General Fund (10)</b>  |                       |                     |                |                       |
| <b>1243 Gifted Support</b>                                      | <u>Elementary</u>     | <u>Secondary</u>    | <u>Federal</u> | <u>Total</u>          |
| <b>100 <u>Personnel Services – Salaries</u></b>                 |                       |                     |                |                       |
| 100 Personnel Services – Salaries                               | 657,003.90            | 478,767.76          |                | 1,135,771.66          |
| <b>Total Personnel Services – Salaries</b>                      | <b>\$657,003.90</b>   | <b>\$478,767.76</b> |                | <b>\$1,135,771.66</b> |
| <b>200 <u>Personnel Services – Employee Benefits</u></b>        |                       |                     |                |                       |
| 210 Group Insurance – Contracted Provider                       | 1,879.48              | 2,729.46            |                | 4,608.94              |
| 220 Social Security Contributions                               | 47,803.28             | 35,285.16           |                | 83,088.44             |
| 230 PSERS Retirement Contributions                              | 224,673.95            | 163,925.97          |                | 388,599.92            |
| 250 Unemployment Compensation                                   | 171.95                | 125.12              |                | 297.07                |
| 260 Workers' Compensation                                       | 5,286.97              | 3,847.42            |                | 9,134.39              |
| 270 Group Insurance – Self-Insurance                            | 94,471.13             | 58,377.57           |                | 152,848.70            |
| 299 All Other Employee Benefits                                 | 1,271.61              | 925.38              |                | 2,196.99              |
| <b>Total Personnel Services – Employee Benefits</b>             | <b>\$375,558.37</b>   | <b>\$265,216.08</b> |                | <b>\$640,774.45</b>   |
| <b>300 <u>Purchased Professional and Technical Services</u></b> |                       |                     |                |                       |
| 329 Professional Educational Services – Other                   | 4,318.45              | 4,043.79            |                | 8,362.24              |
| 340 Technical Services  | 3,116.09              | 2,917.91            |                | 6,034.00              |
| <b>Total Purchased Professional and Technical Services</b>      | <b>\$7,434.54</b>     | <b>\$6,961.70</b>   |                | <b>\$14,396.24</b>    |
| <b>500 <u>Other Purchased Services</u></b>                      |                       |                     |                |                       |
| 580 Travel  | 1,026.84              | 961.50              |                | 1,988.34              |
| <b>Total Other Purchased Services</b>                           | <b>\$1,026.84</b>     | <b>\$961.50</b>     |                | <b>\$1,988.34</b>     |
| <b>600 <u>Supplies</u></b>                                      |                       |                     |                |                       |
| 610 General Supplies  | 832.10                | 1,675.10            |                | 2,507.20              |
| 640 Books and Periodicals                                       | 37.13                 | 593.19              |                | 630.32                |
| <b>Total Supplies</b>   | <b>\$869.23</b>       | <b>\$2,268.29</b>   |                | <b>\$3,137.52</b>     |
| <b>800 <u>Other Objects</u></b>                                 |                       |                     |                |                       |
| 810 Dues and Fees   | 1,378.85              | 1,695.15            |                | 3,074.00              |
| <b>Total Other Objects</b>                                      | <b>\$1,378.85</b>     | <b>\$1,695.15</b>   |                | <b>\$3,074.00</b>     |
| <b>Total 1243 Gifted Support</b>                                | <b>\$1,043,271.73</b> | <b>\$755,870.48</b> |                | <b>\$1,799,142.21</b> |

LEA : 124159002      West Chester Area SD

Printed 7/14/2021 7:52:15 AM

|  |                     |                     |                   |                     |
|--|---------------------|---------------------|-------------------|---------------------|
| General Fund (10)  |                     |                     |                   |                     |
| 1260 Physical Support  | <u>Elementary</u>   | <u>Secondary</u>    | <u>Federal</u>    | <u>Total</u>        |
| 300 <u>Purchased Professional and Technical Services</u>           |                     |                     |                   |                     |
| 322 Professional Educational Services – Ius                        | 59,683.22           | 55,887.83           | 6,100.00          | 121,671.05          |
| 323 Professional Educational Services – Other Educational Agencies | 442,747.89          | 414,592.56          |                   | 857,340.45          |
| <b>Total Purchased Professional and Technical Services</b>         | <b>\$502,431.11</b> | <b>\$470,480.39</b> | <b>\$6,100.00</b> | <b>\$979,011.50</b> |
| 600 <u>Supplies</u>  |                     |                     |                   |                     |
| 610 General Supplies   | 3,868.00            | 3,622.00            |                   | 7,490.00            |
| <b>Total Supplies</b>  | <b>\$3,868.00</b>   | <b>\$3,622.00</b>   |                   | <b>\$7,490.00</b>   |
| 700 <u>Property</u>  |                     |                     |                   |                     |
| 752 Capital Equipment – Original and Additional                    | 3,015.90            | 2,824.10            |                   | 5,840.00            |
| <b>Total Property</b>  | <b>\$3,015.90</b>   | <b>\$2,824.10</b>   |                   | <b>\$5,840.00</b>   |
| <b>Total 1260 Physical Support</b>                                 | <b>\$509,315.01</b> | <b>\$476,926.49</b> | <b>\$6,100.00</b> | <b>\$992,341.50</b> |

LEA : 124159002      West Chester Area SD

Printed 7/14/2021 7:52:15 AM

|   |                          |                         |                       |                     |
|---|--------------------------|-------------------------|-----------------------|---------------------|
| <b>General Fund (10)</b>  |                          |                         |                       |                     |
| <b>1270 Multi-Handicapped Support</b>                           | <b><u>Elementary</u></b> | <b><u>Secondary</u></b> | <b><u>Federal</u></b> | <b><u>Total</u></b> |
| <b>100 <u>Personnel Services – Salaries</u></b>                 |                          |                         |                       |                     |
| 100 Personnel Services – Salaries                               | 189,872.65               |                         |                       | 189,872.65          |
| <b>Total Personnel Services – Salaries</b>                      | <b>\$189,872.65</b>      |                         |                       | <b>\$189,872.65</b> |
| <b>200 <u>Personnel Services – Employee Benefits</u></b>        |                          |                         |                       |                     |
| 210 Group Insurance – Contracted Provider                       | 548.59                   |                         |                       | 548.59              |
| 220 Social Security Contributions                               | 13,391.20                |                         |                       | 13,391.20           |
| 230 PSERS Retirement Contributions                              | 65,078.89                |                         |                       | 65,078.89           |
| 250 Unemployment Compensation                                   | 49.93                    |                         |                       | 49.93               |
| 260 Workers' Compensation                                       | 1,535.24                 |                         |                       | 1,535.24            |
| 270 Group Insurance – Self-Insurance                            | 31,177.04                |                         |                       | 31,177.04           |
| 299 All Other Employee Benefits                                 | 369.26                   |                         |                       | 369.26              |
| <b>Total Personnel Services – Employee Benefits</b>             | <b>\$112,150.15</b>      |                         |                       | <b>\$112,150.15</b> |
| <b>300 <u>Purchased Professional and Technical Services</u></b> |                          |                         |                       |                     |
| 322 Professional Educational Services – lus                     | 36,387.56                | 228,864.05              |                       | 265,251.61          |
| <b>Total Purchased Professional and Technical Services</b>      | <b>\$36,387.56</b>       | <b>\$228,864.05</b>     |                       | <b>\$265,251.61</b> |
| <b>500 <u>Other Purchased Services</u></b>                      |                          |                         |                       |                     |
| 510 Student Transportation Services                             | 831.27                   | 570.83                  |                       | 1,402.10            |
| <b>Total Other Purchased Services</b>                           | <b>\$831.27</b>          | <b>\$570.83</b>         |                       | <b>\$1,402.10</b>   |
| <b>600 <u>Supplies</u></b>                                      |                          |                         |                       |                     |
| 610 General Supplies  |                          |                         | 9,182.12              | 9,182.12            |
| <b>Total Supplies</b>   |                          |                         | <b>\$9,182.12</b>     | <b>\$9,182.12</b>   |
| <b>Total 1270 Multi-Handicapped Support</b>                     | <b>\$339,241.63</b>      | <b>\$229,434.88</b>     | <b>\$9,182.12</b>     | <b>\$577,858.63</b> |

LEA : 124159002     West Chester Area SD

Printed 7/14/2021 7:52:15 AM

General Fund (10)

1280 Early Intervention Support

|  | <u>Elementary</u> | <u>Secondary</u> | <u>Federal</u> | <u>Total</u> |
|--|-------------------|------------------|----------------|--------------|
| 300 <u>Purchased Professional and Technical Services</u> |                   |                  |                |              |
| 322 Professional Educational Services – lus              | 231,388.28        |                  |                | 231,388.28   |
| Total Purchased Professional and Technical Services      | \$231,388.28      |                  |                | \$231,388.28 |
| Total 1280 Early Intervention Support                    | \$231,388.28      |                  |                | \$231,388.28 |

LEA : 124159002     West Chester Area SD

Printed 7/14/2021 7:52:15 AM

General Fund (10)

| 1290 Special Programs - Other Support  | Elementary            | Secondary             | Federal             | Total                  |
|--|-----------------------|-----------------------|---------------------|------------------------|
| 100 <u>Personnel Services – Salaries</u>   |                       |                       |                     |                        |
| 100 Personnel Services – Salaries  | 715,315.23            | 744,071.99            | 57,875.55           | 1,517,262.77           |
| <b>Total Personnel Services – Salaries</b>   | <b>\$715,315.23</b>   | <b>\$744,071.99</b>   | <b>\$57,875.55</b>  | <b>\$1,517,262.77</b>  |
| 200 <u>Personnel Services – Employee Benefits</u>  |                       |                       |                     |                        |
| 210 Group Insurance – Contracted Provider  | 3,162.04              | 3,362.69              | 84.69               | 6,609.42               |
| 220 Social Security Contributions  | 52,454.94             | 55,017.81             | 3,885.57            | 111,358.32             |
| 230 PSERS Retirement Contributions   | 232,822.81            | 243,279.23            | 18,316.47           | 494,418.51             |
| 250 Unemployment Compensation  | 139.48                | 142.87                |                     | 282.35                 |
| 260 Workers' Compensation  | 4,288.34              | 4,393.25              |                     | 8,681.59               |
| 270 Group Insurance – Self-Insurance   | 67,853.79             | 62,462.43             | 13,093.66           | 143,409.88             |
| 299 All Other Employee Benefits  | 1,031.43              | 1,056.65              |                     | 2,088.08               |
| <b>Total Personnel Services – Employee Benefits</b>  | <b>\$361,752.83</b>   | <b>\$369,714.93</b>   | <b>\$35,380.39</b>  | <b>\$766,848.15</b>    |
| 300 <u>Purchased Professional and Technical Services</u>   |                       |                       |                     |                        |
| 322 Professional Educational Services – Ius  | 466,033.18            | 180,859.51            |                     | 646,892.69             |
| 323 Professional Educational Services – Other Educational Agencies                                     | 287,848.98            | 269,543.95            |                     | 557,392.93             |
| 329 Professional Educational Services – Other  | 1,096,204.03          | 1,026,493.90          | 732,333.71          | 2,855,031.64           |
| 330 Other Professional Services  | 484,114.75            | 453,328.80            | 106,909.26          | 1,044,352.81           |
| 340 Technical Services   | 16,009.55             | 14,991.45             |                     | 31,001.00              |
| <b>Total Purchased Professional and Technical Services</b>   | <b>\$2,350,210.49</b> | <b>\$1,945,217.61</b> | <b>\$839,242.97</b> | <b>\$5,134,671.07</b>  |
| 400 <u>Purchased Property Services</u>   |                       |                       |                     |                        |
| 440 Rentals  | 1,912.09              | 1,790.48              |                     | 3,702.57               |
| <b>Total Purchased Property Services</b>   | <b>\$1,912.09</b>     | <b>\$1,790.48</b>     |                     | <b>\$3,702.57</b>      |
| 500 <u>Other Purchased Services</u>  |                       |                       |                     |                        |
| 510 Student Transportation Services  | 1,023.37              | 958.27                |                     | 1,981.64               |
| 530 Communications   | 651.40                | 609.96                |                     | 1,261.36               |
| 562 Tuition To Pennsylvania Charter Schools  | 3,118,877.19          |                       |                     | 3,118,877.19           |
| 567 Tuition To Approved Private Schools (APS) and PA Chartered Schools for the Deaf and Blind          | 1,174,120.90          | 1,099,455.92          |                     | 2,273,576.82           |
| 568 Tuition To Private Residential Rehabilitative Institutions (PRRI) [In-State] and Detention Centers | 9,235.51              | 8,648.19              |                     | 17,883.70              |
| 569 Tuition – Other  | 317,377.83            | 297,195.06            |                     | 614,572.89             |
| 580 Travel   | 6,650.56              | 6,227.62              | 22,267.25           | 35,145.43              |
| 594 IU Payment By Withholding for Institutionalized Children's Programs – Special Classes              | 3,011.98              | 2,820.43              |                     | 5,832.41               |
| <b>Total Other Purchased Services</b>  | <b>\$4,630,948.74</b> | <b>\$1,415,915.45</b> | <b>\$22,267.25</b>  | <b>\$6,069,131.44</b>  |
| 600 <u>Supplies</u>  |                       |                       |                     |                        |
| 610 General Supplies   | 3,830.87              | 3,587.26              | 11,013.10           | 18,431.23              |
| 630 Food   | 206.48                | 193.34                | 9,815.17            | 10,214.99              |
| 650 Supplies & Fees – Technology Related   | 8,375.03              | 7,842.43              |                     | 16,217.46              |
| <b>Total Supplies</b>  | <b>\$12,412.38</b>    | <b>\$11,623.03</b>    | <b>\$20,828.27</b>  | <b>\$44,863.68</b>     |
| 800 <u>Other Objects</u>   |                       |                       |                     |                        |
| 810 Dues and Fees  | 89.86                 | 84.14                 | 9,880.25            | 10,054.25              |
| <b>Total Other Objects</b>   | <b>\$89.86</b>        | <b>\$84.14</b>        | <b>\$9,880.25</b>   | <b>\$10,054.25</b>     |
| <b>Total 1290 Special Programs - Other Support</b>   | <b>\$8,072,641.62</b> | <b>\$4,488,417.63</b> | <b>\$985,474.68</b> | <b>\$13,546,533.93</b> |

LEA : 124159002      West Chester Area SD

Printed 7/14/2021 7:52:15 AM

|   |                          |                         |                       |                       |
|---|--------------------------|-------------------------|-----------------------|-----------------------|
| <b>General Fund (10)</b>  |                          |                         |                       |                       |
| <b>1300 Vocational Education</b>                                | <b><u>Elementary</u></b> | <b><u>Secondary</u></b> | <b><u>Federal</u></b> | <b><u>Total</u></b>   |
| <b>100 <u>Personnel Services – Salaries</u></b>                 |                          |                         |                       |                       |
| 100 Personnel Services – Salaries                               |                          | 2,301,733.71            |                       | 2,301,733.71          |
| <b>Total Personnel Services – Salaries</b>                      |                          | <b>\$2,301,733.71</b>   |                       | <b>\$2,301,733.71</b> |
| <b>200 <u>Personnel Services – Employee Benefits</u></b>        |                          |                         |                       |                       |
| 210 Group Insurance – Contracted Provider                       |                          | 9,391.39                |                       | 9,391.39              |
| 220 Social Security Contributions                               |                          | 166,742.55              |                       | 166,742.55            |
| 230 PSERS Retirement Contributions                              |                          | 788,087.00              |                       | 788,087.00            |
| 250 Unemployment Compensation                                   |                          | 605.26                  |                       | 605.26                |
| 260 Workers' Compensation                                       |                          | 18,611.02               |                       | 18,611.02             |
| 270 Group Insurance – Self-Insurance                            |                          | 327,716.67              |                       | 327,716.67            |
| 299 All Other Employee Benefits                                 |                          | 4,476.26                |                       | 4,476.26              |
| <b>Total Personnel Services – Employee Benefits</b>             |                          | <b>\$1,315,630.15</b>   |                       | <b>\$1,315,630.15</b> |
| <b>300 <u>Purchased Professional and Technical Services</u></b> |                          |                         |                       |                       |
| 329 Professional Educational Services – Other                   |                          | 4,233.25                |                       | 4,233.25              |
| <b>Total Purchased Professional and Technical Services</b>      |                          | <b>\$4,233.25</b>       |                       | <b>\$4,233.25</b>     |
| <b>500 <u>Other Purchased Services</u></b>                      |                          |                         |                       |                       |
| 510 Student Transportation Services                             |                          | 2,900.68                |                       | 2,900.68              |
| 564 Tuition To Career and Technology Centers                    |                          | 2,557,835.40            |                       | 2,557,835.40          |
| 580 Travel  |                          | 5,818.55                |                       | 5,818.55              |
| <b>Total Other Purchased Services</b>                           |                          | <b>\$2,566,554.63</b>   |                       | <b>\$2,566,554.63</b> |
| <b>600 <u>Supplies</u></b>                                      |                          |                         |                       |                       |
| 610 General Supplies  |                          | 70,596.89               |                       | 70,596.89             |
| 630 Food  |                          | 103.66                  |                       | 103.66                |
| 640 Books and Periodicals                                       |                          | 541.53                  |                       | 541.53                |
| 650 Supplies & Fees – Technology Related                        |                          | 480.00                  |                       | 480.00                |
| <b>Total Supplies</b>   |                          | <b>\$71,722.08</b>      |                       | <b>\$71,722.08</b>    |
| <b>700 <u>Property</u></b>                                      |                          |                         |                       |                       |
| 752 Capital Equipment – Original and Additional                 |                          | 30,655.07               |                       | 30,655.07             |
| <b>Total Property</b>   |                          | <b>\$30,655.07</b>      |                       | <b>\$30,655.07</b>    |
| <b>800 <u>Other Objects</u></b>                                 |                          |                         |                       |                       |
| 810 Dues and Fees   |                          | 1,764.00                |                       | 1,764.00              |
| <b>Total Other Objects</b>                                      |                          | <b>\$1,764.00</b>       |                       | <b>\$1,764.00</b>     |
| <b>Total 1300 Vocational Education</b>                          |                          | <b>\$6,292,292.89</b>   |                       | <b>\$6,292,292.89</b> |



LEA : 124159002      West Chester Area SD

Printed 7/14/2021 7:52:15 AM

|  |                   |                  |                |              |
|--|-------------------|------------------|----------------|--------------|
| General Fund (10)  |                   |                  |                |              |
| 1400 Other Instructional Programs – Elementary / Secondary         | <u>Elementary</u> | <u>Secondary</u> | <u>Federal</u> | <u>Total</u> |
| 100 <u>Personnel Services – Salaries</u>                           |                   |                  |                |              |
| 100 Personnel Services – Salaries                                  |                   | 91,434.41        |                | 91,434.41    |
| Total Personnel Services – Salaries                                |                   | \$91,434.41      |                | \$91,434.41  |
| 200 <u>Personnel Services – Employee Benefits</u>                  |                   |                  |                |              |
| 220 Social Security Contributions                                  |                   | 6,938.91         |                | 6,938.91     |
| 230 PSERS Retirement Contributions                                 |                   | 31,415.16        |                | 31,415.16    |
| Total Personnel Services – Employee Benefits                       |                   | \$38,354.07      |                | \$38,354.07  |
| 300 <u>Purchased Professional and Technical Services</u>           |                   |                  |                |              |
| 322 Professional Educational Services – Ius                        | 126.46            | 73,655.58        |                | 73,782.04    |
| 323 Professional Educational Services – Other Educational Agencies |                   | 549,859.28       |                | 549,859.28   |
| 329 Professional Educational Services – Other                      |                   | 3,482.51         |                | 3,482.51     |
| Total Purchased Professional and Technical Services                | \$126.46          | \$626,997.37     |                | \$627,123.83 |
| 400 <u>Purchased Property Services</u>                             |                   |                  |                |              |
| 440 Rentals  |                   | 144,269.96       |                | 144,269.96   |
| Total Purchased Property Services                                  |                   | \$144,269.96     |                | \$144,269.96 |
| 500 <u>Other Purchased Services</u>                                |                   |                  |                |              |
| 530 Communications   |                   | 734.23           |                | 734.23       |
| 561 Tuition To Other School Districts Within the State             | 6,767.05          | 15,150.95        |                | 21,918.00    |
| 563 Tuition To Nonpublic Schools                                   |                   | 7,487.49         |                | 7,487.49     |
| 569 Tuition – Other  |                   | 8,524.50         |                | 8,524.50     |
| 580 Travel   |                   | 77.82            |                | 77.82        |
| Total Other Purchased Services                                     | \$6,767.05        | \$31,974.99      |                | \$38,742.04  |
| 600 <u>Supplies</u>  |                   |                  |                |              |
| 610 General Supplies   |                   | 462.09           |                | 462.09       |
| 630 Food   |                   | 250.00           |                | 250.00       |
| Total Supplies   |                   | \$712.09         |                | \$712.09     |
| Total 1400 Other Instructional Programs – Elementary / Secondary   | \$6,893.51        | \$933,742.89     |                | \$940,636.40 |

LEA : 124159002      West Chester Area SD

Printed 7/14/2021 7:52:15 AM

General Fund (10)

| 1420 Summer School   | <u>Elementary</u> | <u>Secondary</u>    | <u>Federal</u> | <u>Total</u>        |
|--|-------------------|---------------------|----------------|---------------------|
| <b>100 <u>Personnel Services – Salaries</u></b>                    |                   |                     |                |                     |
| 100 Personnel Services – Salaries                                  |                   | 85,303.14           |                | 85,303.14           |
| <b>Total Personnel Services – Salaries</b>                         |                   | <b>\$85,303.14</b>  |                | <b>\$85,303.14</b>  |
| <b>200 <u>Personnel Services – Employee Benefits</u></b>           |                   |                     |                |                     |
| 220 Social Security Contributions                                  |                   | 6,481.18            |                | 6,481.18            |
| 230 PSERS Retirement Contributions                                 |                   | 29,315.44           |                | 29,315.44           |
| <b>Total Personnel Services – Employee Benefits</b>                |                   | <b>\$35,796.62</b>  |                | <b>\$35,796.62</b>  |
| <b>300 <u>Purchased Professional and Technical Services</u></b>    |                   |                     |                |                     |
| 323 Professional Educational Services – Other Educational Agencies |                   | 3,320.89            |                | 3,320.89            |
| 329 Professional Educational Services – Other                      |                   | 3,482.51            |                | 3,482.51            |
| <b>Total Purchased Professional and Technical Services</b>         |                   | <b>\$6,803.40</b>   |                | <b>\$6,803.40</b>   |
| <b>500 <u>Other Purchased Services</u></b>                         |                   |                     |                |                     |
| 569 Tuition – Other  |                   | 8,524.50            |                | 8,524.50            |
| <b>Total Other Purchased Services</b>                              |                   | <b>\$8,524.50</b>   |                | <b>\$8,524.50</b>   |
| <b>600 <u>Supplies</u></b>   |                   |                     |                |                     |
| 610 General Supplies   |                   | 462.09              |                | 462.09              |
| 630 Food   |                   | 250.00              |                | 250.00              |
| <b>Total Supplies</b>  |                   | <b>\$712.09</b>     |                | <b>\$712.09</b>     |
| <b>Total 1420 Summer School</b>                                    |                   | <b>\$137,139.75</b> |                | <b>\$137,139.75</b> |

LEA : 124159002      West Chester Area SD

Printed 7/14/2021 7:52:15 AM

|   |                   |                  |                |              |
|---|-------------------|------------------|----------------|--------------|
| General Fund (10)                                 |                   |                  |                |              |
| 1430 Homebound Instruction                        |                   |                  |                |              |
|   | <u>Elementary</u> | <u>Secondary</u> | <u>Federal</u> | <u>Total</u> |
| 100 <u>Personnel Services – Salaries</u>          |                   |                  |                |              |
| 100 Personnel Services – Salaries                 |                   | 6,131.27         |                | 6,131.27     |
| Total Personnel Services – Salaries               |                   | \$6,131.27       |                | \$6,131.27   |
| 200 <u>Personnel Services – Employee Benefits</u> |                   |                  |                |              |
| 220 Social Security Contributions                 |                   | 457.73           |                | 457.73       |
| 230 PSERS Retirement Contributions                |                   | 2,099.72         |                | 2,099.72     |
| Total Personnel Services – Employee Benefits      |                   | \$2,557.45       |                | \$2,557.45   |
| 500 <u>Other Purchased Services</u>               |                   |                  |                |              |
| 563 Tuition To Nonpublic Schools                  |                   | 7,487.49         |                | 7,487.49     |
| 580 Travel  |                   | 77.82            |                | 77.82        |
| Total Other Purchased Services                    |                   | \$7,565.31       |                | \$7,565.31   |
| Total 1430 Homebound Instruction                  |                   | \$16,254.03      |                | \$16,254.03  |

LEA : 124159002     West Chester Area SD

Printed 7/14/2021 7:52:15 AM

General Fund (10)

| 1440 Alternative Regular Education Programs                        | <u>Elementary</u> | <u>Secondary</u>    | <u>Federal</u> | <u>Total</u>        |
|--|-------------------|---------------------|----------------|---------------------|
| <b>300 <u>Purchased Professional and Technical Services</u></b>    |                   |                     |                |                     |
| 322 Professional Educational Services – Ius                        | 126.46            | 68,346.03           |                | 68,472.49           |
| 323 Professional Educational Services – Other Educational Agencies |                   | 546,538.39          |                | 546,538.39          |
| <b>Total Purchased Professional and Technical Services</b>         | <b>\$126.46</b>   | <b>\$614,884.42</b> |                | <b>\$615,010.88</b> |
| <b>400 <u>Purchased Property Services</u></b>                      |                   |                     |                |                     |
| 440 Rentals  |                   | 144,269.96          |                | 144,269.96          |
| <b>Total Purchased Property Services</b>                           |                   | <b>\$144,269.96</b> |                | <b>\$144,269.96</b> |
| <b>500 <u>Other Purchased Services</u></b>                         |                   |                     |                |                     |
| 530 Communications   |                   | 734.23              |                | 734.23              |
| 561 Tuition To Other School Districts Within the State             | 6,767.05          | 6,336.71            |                | 13,103.76           |
| <b>Total Other Purchased Services</b>                              | <b>\$6,767.05</b> | <b>\$7,070.94</b>   |                | <b>\$13,837.99</b>  |
| <b>Total 1440 Alternative Regular Education Programs</b>           | <b>\$6,893.51</b> | <b>\$766,225.32</b> |                | <b>\$773,118.83</b> |

LEA : 124159002     West Chester Area SD

Printed 7/14/2021 7:52:15 AM

General Fund (10)

| 1441 Adjudicated / Court-Placed Programs                 | <u>Elementary</u> | <u>Secondary</u> | <u>Federal</u> | <u>Total</u> |
|--|-------------------|------------------|----------------|--------------|
| 300 <u>Purchased Professional and Technical Services</u> |                   |                  |                |              |
| 322 Professional Educational Services – lus              | 126.46            | 118.40           |                | 244.86       |
| Total Purchased Professional and Technical Services      | \$126.46          | \$118.40         |                | \$244.86     |
| 500 <u>Other Purchased Services</u>                      |                   |                  |                |              |
| 561 Tuition To Other School Districts Within the State   | 6,767.05          | 6,336.71         |                | 13,103.76    |
| Total Other Purchased Services                           | \$6,767.05        | \$6,336.71       |                | \$13,103.76  |
| Total 1441 Adjudicated / Court-Placed Programs           | \$6,893.51        | \$6,455.11       |                | \$13,348.62  |

LEA : 124159002      West Chester Area SD

Printed 7/14/2021 7:52:15 AM

General Fund (10)

| 1442 Alternative Education Programs                                | <u>Elementary</u> | <u>Secondary</u>    | <u>Federal</u> | <u>Total</u>        |
|--|-------------------|---------------------|----------------|---------------------|
| 300 <u>Purchased Professional and Technical Services</u>           |                   |                     |                |                     |
| 322 Professional Educational Services – Ius                        |                   | 68,227.63           |                | 68,227.63           |
| 323 Professional Educational Services – Other Educational Agencies |                   | 546,538.39          |                | 546,538.39          |
| <b>Total Purchased Professional and Technical Services</b>         |                   | <b>\$614,766.02</b> |                | <b>\$614,766.02</b> |
| 400 <u>Purchased Property Services</u>                             |                   |                     |                |                     |
| 440 Rentals  |                   | 144,269.96          |                | 144,269.96          |
| <b>Total Purchased Property Services</b>                           |                   | <b>\$144,269.96</b> |                | <b>\$144,269.96</b> |
| 500 <u>Other Purchased Services</u>                                |                   |                     |                |                     |
| 530 Communications   |                   | 734.23              |                | 734.23              |
| <b>Total Other Purchased Services</b>                              |                   | <b>\$734.23</b>     |                | <b>\$734.23</b>     |
| <b>Total 1442 Alternative Education Programs</b>                   |                   | <b>\$759,770.21</b> |                | <b>\$759,770.21</b> |

LEA : 124159002      West Chester Area SD

Printed 7/14/2021 7:52:15 AM

|  |                   |                  |                |              |
|--|-------------------|------------------|----------------|--------------|
| General Fund (10)  |                   |                  |                |              |
| 1490 Additional Other Instructional Programs             | <u>Elementary</u> | <u>Secondary</u> | <u>Federal</u> | <u>Total</u> |
| 300 <u>Purchased Professional and Technical Services</u> |                   |                  |                |              |
| 322 Professional Educational Services – lus              |                   | 5,309.55         |                | 5,309.55     |
| Total Purchased Professional and Technical Services      |                   | \$5,309.55       |                | \$5,309.55   |
| 500 <u>Other Purchased Services</u>                      |                   |                  |                |              |
| 561 Tuition To Other School Districts Within the State   |                   | 8,814.24         |                | 8,814.24     |
| Total Other Purchased Services                           |                   | \$8,814.24       |                | \$8,814.24   |
| Total 1490 Additional Other Instructional Programs       |                   | \$14,123.79      |                | \$14,123.79  |

LEA : 124159002     West Chester Area SD

Printed 7/14/2021 7:52:15 AM

General Fund (10)

1500 Nonpublic School Programs

300 Purchased Professional and Technical Services

|  | <u>Elementary</u> | <u>Secondary</u> | <u>Federal</u>     | <u>Total</u>       |
|--|-------------------|------------------|--------------------|--------------------|
| 322 Professional Educational Services – lus                |                   |                  | 66,438.28          | 66,438.28          |
| <b>Total Purchased Professional and Technical Services</b> |                   |                  | <b>\$66,438.28</b> | <b>\$66,438.28</b> |
| <b>Total 1500 Nonpublic School Programs</b>                |                   |                  | <b>\$66,438.28</b> | <b>\$66,438.28</b> |



LEA : 124159002      West Chester Area SD

Printed 7/14/2021 7:52:29 AM

General Fund (10)

2000 Support Services

Total

|  |   |                        |
|--|---|------------------------|
| <b>100</b>   | <b><u>Personnel Services – Salaries</u></b>                 |                        |
| 100  | Personnel Services – Salaries                               | 27,030,071.79          |
| <b>Total Personnel Services – Salaries</b>                 |   | <b>\$27,030,071.79</b> |
| <b>200</b>   | <b><u>Personnel Services – Employee Benefits</u></b>        |                        |
| 210  | Group Insurance – Contracted Provider                       | 137,091.01             |
| 220  | Social Security Contributions                               | 1,913,324.49           |
| 230  | PSERS Retirement Contributions                              | 9,139,690.30           |
| 240  | Tuition Reimbursement                                       | 370,640.81             |
| 250  | Unemployment Compensation                                   | 7,043.62               |
| 260  | Workers' Compensation                                       | 216,579.88             |
| 270  | Group Insurance – Self-Insurance                            | 3,434,853.65           |
| 299  | All Other Employee Benefits                                 | 52,091.10              |
| <b>Total Personnel Services – Employee Benefits</b>        |   | <b>\$15,271,314.86</b> |
| <b>300</b>   | <b><u>Purchased Professional and Technical Services</u></b> |                        |
| 310  | Official / Administrative Services                          | 669,058.70             |
| 322  | Professional Educational Services – Ius                     | 44,877.80              |
| 329  | Professional Educational Services – Other                   | 301,384.95             |
| 330  | Other Professional Services                                 | 397,329.84             |
| 340  | Technical Services  | 22,783.64              |
| 350  | Security / Safety Services                                  | 45,250.00              |
| 390  | Other Purchased Professional and Technical Services         | 209,979.37             |
| <b>Total Purchased Professional and Technical Services</b> |   | <b>\$1,690,664.30</b>  |
| <b>400</b>   | <b><u>Purchased Property Services</u></b>                   |                        |
| 420  | Utility Services  | 2,161,065.09           |
| 430  | Repairs and Maintenance Services                            | 867,524.01             |
| 440  | Rentals   | 39,231.56              |
| <b>Total Purchased Property Services</b>                   |   | <b>\$3,067,820.66</b>  |
| <b>500</b>   | <b><u>Other Purchased Services</u></b>                      |                        |
| 510  | Student Transportation Services                             | 196.08                 |
| 513  | Contracted Carriers   | 12,050,379.93          |
| 516  | Student Transportation Services From the IU                 | 6,490.86               |
| 520  | Insurance – General   | 89,811.00              |
| 521  | Fire Insurance  | 182,384.00             |
| 522  | Automotive Liability Insurance                              | 49,003.00              |
| 523  | General Property and Liability Insurance                    | 134,935.00             |
| 529  | Other Insurance   | 28,246.41              |
| 530  | Communications  | 283,800.87             |
| 549  | Other Advertising/Public Relations                          | 7,544.24               |
| 550  | Printing and Binding  | 30,097.04              |
| 580  | Travel  | 91,912.96              |
| 595  | IU Payments By Withholding                                  | 131,220.91             |
| <b>Total Other Purchased Services</b>                      |   | <b>\$13,086,022.30</b> |
| <b>600</b>   | <b><u>Supplies</u></b>                                      |                        |
| 610  | General Supplies  | 989,640.06             |

LEA : 124159002      West Chester Area SD

Printed 7/14/2021 7:52:29 AM

|  |  |                        |
|--|--|------------------------|
| <b>General Fund (10)</b>                 |  |                        |
| <b>2000 Support Services</b>             |  | <b><u>Total</u></b>    |
| <b>600 <u>Supplies</u></b>               |  |                        |
| 620 Energy                               |  | 568,211.15             |
| 630 Food                                 |  | 34,452.83              |
| 640 Books and Periodicals                |  | 69,022.81              |
| 650 Supplies & Fees – Technology Related |  | 396,686.40             |
| <b>Total Supplies</b>                    |  | <b>\$2,058,013.25</b>  |
| <b>700 <u>Property</u></b>               |  |                        |
| 762 Capitalized Equipment - Replacement  |  | 126,227.56             |
| <b>Total Property</b>                    |  | <b>\$126,227.56</b>    |
| <b>800 <u>Other Objects</u></b>          |  |                        |
| 810 Dues and Fees                        |  | 171,438.67             |
| 899 Pass-Through Funds                   |  | 16,550.53              |
| <b>Total Other Objects</b>               |  | <b>\$187,989.20</b>    |
| <b>Total 2000 Support Services</b>       |  | <b>\$62,518,123.92</b> |

LEA : 124159002      West Chester Area SD

Printed 7/14/2021 7:52:29 AM

General Fund (10)

| 2100 Support Services – Students                           | Elementary            | Secondary             | Federal        | Total                 |
|--|-----------------------|-----------------------|----------------|-----------------------|
| 100 <u>Personnel Services – Salaries</u>                   |                       |                       |                |                       |
| 100 Personnel Services – Salaries                          | 2,171,804.44          | 2,743,706.30          |                | 5,616,448.44          |
| <b>Total Personnel Services – Salaries</b>                 | <b>\$2,171,804.44</b> | <b>\$2,743,706.30</b> |                | <b>\$5,616,448.44</b> |
| 200 <u>Personnel Services – Employee Benefits</u>          |                       |                       |                |                       |
| 210 Group Insurance – Contracted Provider                  | 10,334.21             | 10,405.46             |                | 23,391.19             |
| 220 Social Security Contributions                          | 156,745.39            | 199,369.75            |                | 405,383.24            |
| 230 PSERS Retirement Contributions                         | 740,319.77            | 932,619.29            |                | 1,911,107.95          |
| 250 Unemployment Compensation                              | 555.59                | 706.86                |                | 1,446.53              |
| 260 Workers' Compensation                                  | 17,082.68             | 21,735.57             |                | 44,478.20             |
| 270 Group Insurance – Self-Insurance                       | 262,031.50            | 340,398.18            |                | 754,527.95            |
| 299 All Other Employee Benefits                            | 4,108.69              | 5,227.77              |                | 10,697.76             |
| <b>Total Personnel Services – Employee Benefits</b>        | <b>\$1,191,177.83</b> | <b>\$1,510,462.88</b> |                | <b>\$3,151,032.82</b> |
| 300 <u>Purchased Professional and Technical Services</u>   |                       |                       |                |                       |
| 322 Professional Educational Services – Ius                | 23,175.81             | 21,701.99             |                | 44,877.80             |
| 329 Professional Educational Services – Other              | 31,209.03             | 29,224.36             |                | 60,433.39             |
| 330 Other Professional Services                            | 1,165.54              | 1,091.41              |                | 2,256.95              |
| 390 Other Purchased Professional and Technical Services    | 101,409.64            | 94,960.77             |                | 199,894.37            |
| <b>Total Purchased Professional and Technical Services</b> | <b>\$156,960.02</b>   | <b>\$146,978.53</b>   |                | <b>\$307,462.51</b>   |
| 500 <u>Other Purchased Services</u>                        |                       |                       |                |                       |
| 510 Student Transportation Services                        | 101.26                | 94.82                 |                | 196.08                |
| 530 Communications   | 1,423.69              | 1,333.13              |                | 7,175.71              |
| 550 Printing and Binding                                   | 2,377.00              | 2,225.83              |                | 4,602.83              |
| 580 Travel   | 2,838.01              | 2,383.76              |                | 9,418.81              |
| <b>Total Other Purchased Services</b>                      | <b>\$6,739.96</b>     | <b>\$6,037.54</b>     |                | <b>\$21,393.43</b>    |
| 600 <u>Supplies</u>  |                       |                       |                |                       |
| 610 General Supplies                                       | 21,070.39             | 27,584.15             | 63.45          | 49,174.89             |
| 640 Books and Periodicals                                  | 100.00                |                       |                | 100.00                |
| <b>Total Supplies</b>                                      | <b>\$21,170.39</b>    | <b>\$27,584.15</b>    | <b>\$63.45</b> | <b>\$49,274.89</b>    |
| 800 <u>Other Objects</u>                                   |                       |                       |                |                       |
| 810 Dues and Fees  | 2,420.98              | 3,375.02              |                | 5,796.00              |
| <b>Total Other Objects</b>                                 | <b>\$2,420.98</b>     | <b>\$3,375.02</b>     |                | <b>\$5,796.00</b>     |
| <b>Total 2100 Support Services – Students</b>              | <b>\$3,550,273.62</b> | <b>\$4,438,144.42</b> | <b>\$63.45</b> | <b>\$9,151,408.09</b> |

LEA : 124159002      West Chester Area SD

Printed 7/14/2021 7:52:29 AM

General Fund (10)

| 2110 Supervision of Student Services                       | Elementary          | Secondary           | Federal | Total               |
|--|---------------------|---------------------|---------|---------------------|
| 100 <u>Personnel Services – Salaries</u>                   |                     |                     |         |                     |
| 100 Personnel Services – Salaries                          | 209,670.15          | 196,336.70          |         | 406,006.85          |
| <b>Total Personnel Services – Salaries</b>                 | <b>\$209,670.15</b> | <b>\$196,336.70</b> |         | <b>\$406,006.85</b> |
| 200 <u>Personnel Services – Employee Benefits</u>          |                     |                     |         |                     |
| 210 Group Insurance – Contracted Provider                  | 3,110.81            | 2,912.92            |         | 6,023.73            |
| 220 Social Security Contributions                          | 14,026.99           | 13,134.97           |         | 27,161.96           |
| 230 PSERS Retirement Contributions                         | 69,426.40           | 65,011.40           |         | 134,437.80          |
| 250 Unemployment Compensation                              | 55.09               | 51.57               |         | 106.66              |
| 260 Workers' Compensation                                  | 1,693.74            | 1,586.01            |         | 3,279.75            |
| 270 Group Insurance – Self-Insurance                       | 18,297.09           | 17,133.47           |         | 35,430.56           |
| 299 All Other Employee Benefits                            | 407.38              | 381.45              |         | 788.83              |
| <b>Total Personnel Services – Employee Benefits</b>        | <b>\$107,017.50</b> | <b>\$100,211.79</b> |         | <b>\$207,229.29</b> |
| 300 <u>Purchased Professional and Technical Services</u>   |                     |                     |         |                     |
| 329 Professional Educational Services – Other              | 11,081.00           | 10,376.32           |         | 21,457.32           |
| <b>Total Purchased Professional and Technical Services</b> | <b>\$11,081.00</b>  | <b>\$10,376.32</b>  |         | <b>\$21,457.32</b>  |
| 500 <u>Other Purchased Services</u>                        |                     |                     |         |                     |
| 530 Communications   | 1,423.69            | 1,333.13            |         | 2,756.82            |
| 580 Travel   | 260.87              | 244.27              |         | 505.14              |
| <b>Total Other Purchased Services</b>                      | <b>\$1,684.56</b>   | <b>\$1,577.40</b>   |         | <b>\$3,261.96</b>   |
| <b>Total 2110 Supervision of Student Services</b>          | <b>\$329,453.21</b> | <b>\$308,502.21</b> |         | <b>\$637,955.42</b> |

LEA : 124159002     West Chester Area SD

Printed 7/14/2021 7:52:29 AM

General Fund (10)

| 2111 Supervision of Student Services – Head of Component              | Elementary          | Secondary           | Federal | Total               |
|---|---------------------|---------------------|---------|---------------------|
| <b>100 Personnel Services – Salaries</b>                              |                     |                     |         |                     |
| 100 Personnel Services – Salaries                                     | 121,971.69          | 114,215.22          |         | 236,186.91          |
| <b>Total Personnel Services – Salaries</b>                            | <b>\$121,971.69</b> | <b>\$114,215.22</b> |         | <b>\$236,186.91</b> |
| <b>200 Personnel Services – Employee Benefits</b>                     |                     |                     |         |                     |
| 210 Group Insurance – Contracted Provider                             | 1,519.82            | 1,423.14            |         | 2,942.96            |
| 220 Social Security Contributions                                     | 7,276.97            | 6,814.20            |         | 14,091.17           |
| 230 PSERS Retirement Contributions                                    | 40,415.43           | 37,845.32           |         | 78,260.75           |
| 250 Unemployment Compensation   | 32.05               | 30.01               |         | 62.06               |
| 260 Workers' Compensation   | 985.50              | 922.82              |         | 1,908.32            |
| 270 Group Insurance – Self-Insurance                                  | 12,635.69           | 11,832.13           |         | 24,467.82           |
| 299 All Other Employee Benefits                                       | 237.03              | 221.95              |         | 458.98              |
| <b>Total Personnel Services – Employee Benefits</b>                   | <b>\$63,102.49</b>  | <b>\$59,089.57</b>  |         | <b>\$122,192.06</b> |
| <b>500 Other Purchased Services</b>                                   |                     |                     |         |                     |
| 530 Communications  | 216.85              | 203.05              |         | 419.90              |
| <b>Total Other Purchased Services</b>                                 | <b>\$216.85</b>     | <b>\$203.05</b>     |         | <b>\$419.90</b>     |
| <b>Total 2111 Supervision of Student Services – Head of Component</b> | <b>\$185,291.03</b> | <b>\$173,507.84</b> |         | <b>\$358,798.87</b> |

LEA : 124159002      West Chester Area SD

Printed 7/14/2021 7:52:29 AM

General Fund (10)

| 2119 Supervision of Student Services – All Other Supervision              | Elementary          | Secondary           | Federal | Total               |
|---|---------------------|---------------------|---------|---------------------|
| 100 <u>Personnel Services – Salaries</u>                                  |                     |                     |         |                     |
| 100 Personnel Services – Salaries   | 87,698.46           | 82,121.48           |         | 169,819.94          |
| <b>Total Personnel Services – Salaries</b>                                | <b>\$87,698.46</b>  | <b>\$82,121.48</b>  |         | <b>\$169,819.94</b> |
| 200 <u>Personnel Services – Employee Benefits</u>                         |                     |                     |         |                     |
| 210 Group Insurance – Contracted Provider                                 | 1,590.99            | 1,489.78            |         | 3,080.77            |
| 220 Social Security Contributions   | 6,750.02            | 6,320.77            |         | 13,070.79           |
| 230 PSERS Retirement Contributions  | 29,010.97           | 27,166.08           |         | 56,177.05           |
| 250 Unemployment Compensation   | 23.04               | 21.56               |         | 44.60               |
| 260 Workers' Compensation   | 708.24              | 663.19              |         | 1,371.43            |
| 270 Group Insurance – Self-Insurance                                      | 5,661.40            | 5,301.34            |         | 10,962.74           |
| 299 All Other Employee Benefits   | 170.35              | 159.50              |         | 329.85              |
| <b>Total Personnel Services – Employee Benefits</b>                       | <b>\$43,915.01</b>  | <b>\$41,122.22</b>  |         | <b>\$85,037.23</b>  |
| 300 <u>Purchased Professional and Technical Services</u>                  |                     |                     |         |                     |
| 329 Professional Educational Services – Other                             | 11,081.00           | 10,376.32           |         | 21,457.32           |
| <b>Total Purchased Professional and Technical Services</b>                | <b>\$11,081.00</b>  | <b>\$10,376.32</b>  |         | <b>\$21,457.32</b>  |
| 500 <u>Other Purchased Services</u>                                       |                     |                     |         |                     |
| 530 Communications  | 1,206.84            | 1,130.08            |         | 2,336.92            |
| 580 Travel  | 260.87              | 244.27              |         | 505.14              |
| <b>Total Other Purchased Services</b>                                     | <b>\$1,467.71</b>   | <b>\$1,374.35</b>   |         | <b>\$2,842.06</b>   |
| <b>Total 2119 Supervision of Student Services – All Other Supervision</b> | <b>\$144,162.18</b> | <b>\$134,994.37</b> |         | <b>\$279,156.55</b> |

LEA : 124159002      West Chester Area SD

Printed 7/14/2021 7:52:29 AM

|  |                       |                       |                |                       |
|--|-----------------------|-----------------------|----------------|-----------------------|
| General Fund (10)  |                       |                       |                |                       |
| 2120 Guidance Services                                     | <u>Elementary</u>     | <u>Secondary</u>      | <u>Federal</u> | <u>Total</u>          |
| 100 <u>Personnel Services – Salaries</u>                   |                       |                       |                |                       |
| 100 Personnel Services – Salaries                          | 1,120,758.53          | 2,068,201.89          |                | 3,188,960.42          |
| <b>Total Personnel Services – Salaries</b>                 | <b>\$1,120,758.53</b> | <b>\$2,068,201.89</b> |                | <b>\$3,188,960.42</b> |
| 200 <u>Personnel Services – Employee Benefits</u>          |                       |                       |                |                       |
| 210 Group Insurance – Contracted Provider                  | 4,374.97              | 6,237.65              |                | 10,612.62             |
| 220 Social Security Contributions                          | 81,346.14             | 151,193.19            |                | 232,539.33            |
| 230 PSERS Retirement Contributions                         | 383,527.73            | 704,628.93            |                | 1,088,156.66          |
| 250 Unemployment Compensation                              | 287.37                | 536.91                |                | 824.28                |
| 260 Workers' Compensation                                  | 8,835.72              | 16,509.35             |                | 25,345.07             |
| 270 Group Insurance – Self-Insurance                       | 146,744.97            | 258,148.93            |                | 404,893.90            |
| 299 All Other Employee Benefits                            | 2,125.14              | 3,970.77              |                | 6,095.91              |
| <b>Total Personnel Services – Employee Benefits</b>        | <b>\$627,242.04</b>   | <b>\$1,141,225.73</b> |                | <b>\$1,768,467.77</b> |
| 300 <u>Purchased Professional and Technical Services</u>   |                       |                       |                |                       |
| 329 Professional Educational Services – Other              | 20,128.03             | 18,848.04             |                | 38,976.07             |
| <b>Total Purchased Professional and Technical Services</b> | <b>\$20,128.03</b>    | <b>\$18,848.04</b>    |                | <b>\$38,976.07</b>    |
| 500 <u>Other Purchased Services</u>                        |                       |                       |                |                       |
| 580 Travel   | 2,176.99              | 1,764.80              |                | 3,941.79              |
| <b>Total Other Purchased Services</b>                      | <b>\$2,176.99</b>     | <b>\$1,764.80</b>     |                | <b>\$3,941.79</b>     |
| 600 <u>Supplies</u>  |                       |                       |                |                       |
| 610 General Supplies                                       | 11,393.06             | 18,522.23             |                | 29,915.29             |
| 640 Books and Periodicals                                  | 100.00                |                       |                | 100.00                |
| <b>Total Supplies</b>                                      | <b>\$11,493.06</b>    | <b>\$18,522.23</b>    |                | <b>\$30,015.29</b>    |
| 800 <u>Other Objects</u>                                   |                       |                       |                |                       |
| 810 Dues and Fees  |                       | 1,108.00              |                | 1,108.00              |
| <b>Total Other Objects</b>                                 |                       | <b>\$1,108.00</b>     |                | <b>\$1,108.00</b>     |
| <b>Total 2120 Guidance Services</b>                        | <b>\$1,781,798.65</b> | <b>\$3,249,670.69</b> |                | <b>\$5,031,469.34</b> |

LEA : 124159002      West Chester Area SD

Printed 7/14/2021 7:52:29 AM

|   |                   |                  |                |              |
|---|-------------------|------------------|----------------|--------------|
| General Fund (10)                                 |                   |                  |                |              |
| 2130 Attendance Services                          | <u>Elementary</u> | <u>Secondary</u> | <u>Federal</u> | <u>Total</u> |
| 100 <u>Personnel Services – Salaries</u>          |                   |                  |                |              |
| 100 Personnel Services – Salaries                 |                   |                  |                | 177,354.78   |
| Total Personnel Services – Salaries               |                   |                  |                | \$177,354.78 |
| 200 <u>Personnel Services – Employee Benefits</u> |                   |                  |                |              |
| 210 Group Insurance – Contracted Provider         |                   |                  |                | 353.83       |
| 220 Social Security Contributions                 |                   |                  |                | 11,725.94    |
| 230 PSERS Retirement Contributions                |                   |                  |                | 58,721.72    |
| 250 Unemployment Compensation                     |                   |                  |                | 46.47        |
| 260 Workers' Compensation                         |                   |                  |                | 1,428.65     |
| 270 Group Insurance – Self-Insurance              |                   |                  |                | 57,077.36    |
| 299 All Other Employee Benefits                   |                   |                  |                | 343.61       |
| Total Personnel Services – Employee Benefits      |                   |                  |                | \$129,697.58 |
| Total 2130 Attendance Services                    |                   |                  |                | \$307,052.36 |



LEA : 124159002      West Chester Area SD

Printed 7/14/2021 7:52:29 AM

General Fund (10)

| 2140 Psychological Services                                | Elementary            | Secondary           | Federal | Total                 |
|--|-----------------------|---------------------|---------|-----------------------|
| 100 <u>Personnel Services – Salaries</u>                   |                       |                     |         |                       |
| 100 Personnel Services – Salaries                          | 841,375.76            | 401,381.95          |         | 1,242,757.71          |
| <b>Total Personnel Services – Salaries</b>                 | <b>\$841,375.76</b>   | <b>\$401,381.95</b> |         | <b>\$1,242,757.71</b> |
| 200 <u>Personnel Services – Employee Benefits</u>          |                       |                     |         |                       |
| 210 Group Insurance – Contracted Provider                  | 2,848.43              | 1,080.92            |         | 3,929.35              |
| 220 Social Security Contributions                          | 61,372.26             | 29,494.35           |         | 90,866.61             |
| 230 PSERS Retirement Contributions                         | 287,365.64            | 137,346.17          |         | 424,711.81            |
| 250 Unemployment Compensation                              | 213.13                | 97.93               |         | 311.06                |
| 260 Workers' Compensation                                  | 6,553.22              | 3,011.46            |         | 9,564.68              |
| 270 Group Insurance – Self-Insurance                       | 96,989.44             | 48,368.97           |         | 145,358.41            |
| 299 All Other Employee Benefits                            | 1,576.17              | 724.32              |         | 2,300.49              |
| <b>Total Personnel Services – Employee Benefits</b>        | <b>\$456,918.29</b>   | <b>\$220,124.12</b> |         | <b>\$677,042.41</b>   |
| 300 <u>Purchased Professional and Technical Services</u>   |                       |                     |         |                       |
| 322 Professional Educational Services – lus                | 23,175.81             | 21,701.99           |         | 44,877.80             |
| 390 Other Purchased Professional and Technical Services    | 101,409.64            | 94,960.77           |         | 196,370.41            |
| <b>Total Purchased Professional and Technical Services</b> | <b>\$124,585.45</b>   | <b>\$116,662.76</b> |         | <b>\$241,248.21</b>   |
| 500 <u>Other Purchased Services</u>                        |                       |                     |         |                       |
| 580 Travel   | 400.15                | 374.69              |         | 774.84                |
| <b>Total Other Purchased Services</b>                      | <b>\$400.15</b>       | <b>\$374.69</b>     |         | <b>\$774.84</b>       |
| 600 <u>Supplies</u>  |                       |                     |         |                       |
| 610 General Supplies                                       | 9,677.33              | 9,061.92            |         | 18,739.25             |
| <b>Total Supplies</b>                                      | <b>\$9,677.33</b>     | <b>\$9,061.92</b>   |         | <b>\$18,739.25</b>    |
| 800 <u>Other Objects</u>                                   |                       |                     |         |                       |
| 810 Dues and Fees  | 2,420.98              | 2,267.02            |         | 4,688.00              |
| <b>Total Other Objects</b>                                 | <b>\$2,420.98</b>     | <b>\$2,267.02</b>   |         | <b>\$4,688.00</b>     |
| <b>Total 2140 Psychological Services</b>                   | <b>\$1,435,377.96</b> | <b>\$749,872.46</b> |         | <b>\$2,185,250.42</b> |

LEA : 124159002      West Chester Area SD

Printed 7/14/2021 7:52:29 AM

|  |                   |                  |                |              |
|--|-------------------|------------------|----------------|--------------|
| General Fund (10)  |                   |                  |                |              |
| 2160 Social Work Services                                | <u>Elementary</u> | <u>Secondary</u> | <u>Federal</u> | <u>Total</u> |
| 100 <u>Personnel Services – Salaries</u>                 |                   |                  |                |              |
| 100 Personnel Services – Salaries                        |                   |                  |                | 523,582.92   |
| Total Personnel Services – Salaries                      |                   |                  |                | \$523,582.92 |
| 200 <u>Personnel Services – Employee Benefits</u>        |                   |                  |                |              |
| 210 Group Insurance – Contracted Provider                |                   |                  |                | 2,297.69     |
| 220 Social Security Contributions                        |                   |                  |                | 37,542.16    |
| 230 PSERS Retirement Contributions                       |                   |                  |                | 179,447.17   |
| 250 Unemployment Compensation                            |                   |                  |                | 137.61       |
| 260 Workers' Compensation                                |                   |                  |                | 4,231.30     |
| 270 Group Insurance – Self-Insurance                     |                   |                  |                | 95,020.91    |
| 299 All Other Employee Benefits                          |                   |                  |                | 1,017.69     |
| Total Personnel Services – Employee Benefits             |                   |                  |                | \$319,694.53 |
| 300 <u>Purchased Professional and Technical Services</u> |                   |                  |                |              |
| 390 Other Purchased Professional and Technical Services  |                   |                  |                | 3,523.96     |
| Total Purchased Professional and Technical Services      |                   |                  |                | \$3,523.96   |
| 500 <u>Other Purchased Services</u>                      |                   |                  |                |              |
| 530 Communications                                       |                   |                  |                | 4,418.89     |
| 580 Travel   |                   |                  |                | 4,197.04     |
| Total Other Purchased Services                           |                   |                  |                | \$8,615.93   |
| 600 <u>Supplies</u>                                      |                   |                  |                |              |
| 610 General Supplies                                     |                   |                  | 63.45          | 520.35       |
| Total Supplies   |                   |                  | \$63.45        | \$520.35     |
| Total 2160 Social Work Services                          |                   |                  | \$63.45        | \$855,937.69 |

LEA : 124159002     West Chester Area SD

Printed 7/14/2021 7:52:29 AM

General Fund (10)

| 2190 Other Student Services                                | Elementary        | Secondary           | Federal | Total               |
|--|-------------------|---------------------|---------|---------------------|
| 100 <u>Personnel Services – Salaries</u>                   |                   |                     |         |                     |
| 100 Personnel Services – Salaries                          |                   | 77,785.76           |         | 77,785.76           |
| <b>Total Personnel Services – Salaries</b>                 |                   | <b>\$77,785.76</b>  |         | <b>\$77,785.76</b>  |
| 200 <u>Personnel Services – Employee Benefits</u>          |                   |                     |         |                     |
| 210 Group Insurance – Contracted Provider                  |                   | 173.97              |         | 173.97              |
| 220 Social Security Contributions                          |                   | 5,547.24            |         | 5,547.24            |
| 230 PSERS Retirement Contributions                         |                   | 25,632.79           |         | 25,632.79           |
| 250 Unemployment Compensation                              |                   | 20.45               |         | 20.45               |
| 260 Workers' Compensation                                  |                   | 628.75              |         | 628.75              |
| 270 Group Insurance – Self-Insurance                       |                   | 16,746.81           |         | 16,746.81           |
| 299 All Other Employee Benefits                            |                   | 151.23              |         | 151.23              |
| <b>Total Personnel Services – Employee Benefits</b>        |                   | <b>\$48,901.24</b>  |         | <b>\$48,901.24</b>  |
| 300 <u>Purchased Professional and Technical Services</u>   |                   |                     |         |                     |
| 330 Other Professional Services                            | 1,165.54          | 1,091.41            |         | 2,256.95            |
| <b>Total Purchased Professional and Technical Services</b> | <b>\$1,165.54</b> | <b>\$1,091.41</b>   |         | <b>\$2,256.95</b>   |
| 500 <u>Other Purchased Services</u>                        |                   |                     |         |                     |
| 510 Student Transportation Services                        | 101.26            | 94.82               |         | 196.08              |
| 550 Printing and Binding                                   | 2,377.00          | 2,225.83            |         | 4,602.83            |
| <b>Total Other Purchased Services</b>                      | <b>\$2,478.26</b> | <b>\$2,320.65</b>   |         | <b>\$4,798.91</b>   |
| <b>Total 2190 Other Student Services</b>                   | <b>\$3,643.80</b> | <b>\$130,099.06</b> |         | <b>\$133,742.86</b> |

LEA : 124159002     West Chester Area SD

Printed 7/14/2021 7:52:29 AM

General Fund (10)

| 2200 Support Services – Instructional Staff                | Elementary            | Secondary             | Federal             | Total                 |
|--|-----------------------|-----------------------|---------------------|-----------------------|
| 100 <u>Personnel Services – Salaries</u>                   |                       |                       |                     |                       |
| 100 Personnel Services – Salaries                          | 1,702,146.36          | 1,339,469.07          | 53,370.24           | 3,094,985.67          |
| <b>Total Personnel Services – Salaries</b>                 | <b>\$1,702,146.36</b> | <b>\$1,339,469.07</b> | <b>\$53,370.24</b>  | <b>\$3,094,985.67</b> |
| 200 <u>Personnel Services – Employee Benefits</u>          |                       |                       |                     |                       |
| 210 Group Insurance – Contracted Provider                  | 8,964.72              | 7,220.31              |                     | 16,185.03             |
| 220 Social Security Contributions                          | 124,297.83            | 94,172.87             | 3,898.27            | 222,368.97            |
| 230 PSERS Retirement Contributions                         | 594,021.46            | 453,680.77            | 18,317.26           | 1,066,019.49          |
| 240 Tuition Reimbursement                                  | 199,217.52            | 171,423.29            |                     | 370,640.81            |
| 250 Unemployment Compensation                              | 459.63                | 349.36                |                     | 808.99                |
| 260 Workers' Compensation                                  | 14,131.12             | 10,744.46             |                     | 24,875.58             |
| 270 Group Insurance – Self-Insurance                       | 229,325.15            | 161,454.17            |                     | 390,779.32            |
| 299 All Other Employee Benefits                            | 3,398.79              | 2,584.16              |                     | 5,982.95              |
| <b>Total Personnel Services – Employee Benefits</b>        | <b>\$1,173,816.22</b> | <b>\$901,629.39</b>   | <b>\$22,215.53</b>  | <b>\$2,097,661.14</b> |
| 300 <u>Purchased Professional and Technical Services</u>   |                       |                       |                     |                       |
| 329 Professional Educational Services – Other              | 14,536.51             | 13,812.18             | 109,111.96          | 137,460.65            |
| <b>Total Purchased Professional and Technical Services</b> | <b>\$14,536.51</b>    | <b>\$13,812.18</b>    | <b>\$109,111.96</b> | <b>\$137,460.65</b>   |
| 400 <u>Purchased Property Services</u>                     |                       |                       |                     |                       |
| 430 Repairs and Maintenance Services                       | 35.97                 | 33.67                 |                     | 69.64                 |
| 440 Rentals  | 1,349.06              | 1,263.26              |                     | 2,612.32              |
| <b>Total Purchased Property Services</b>                   | <b>\$1,385.03</b>     | <b>\$1,296.93</b>     |                     | <b>\$2,681.96</b>     |
| 500 <u>Other Purchased Services</u>                        |                       |                       |                     |                       |
| 530 Communications   | 2,389.12              | 2,237.11              |                     | 4,626.23              |
| 580 Travel   | 9,136.28              | 9,578.51              | 29,819.21           | 48,534.00             |
| <b>Total Other Purchased Services</b>                      | <b>\$11,525.40</b>    | <b>\$11,815.62</b>    | <b>\$29,819.21</b>  | <b>\$53,160.23</b>    |
| 600 <u>Supplies</u>  |                       |                       |                     |                       |
| 610 General Supplies                                       | 73,908.94             | 23,961.35             | 1,487.22            | 99,357.51             |
| 630 Food   | 1,804.16              | 1,689.35              | 291.29              | 3,784.80              |
| 640 Books and Periodicals                                  | 27,640.87             | 34,739.26             | 2,548.91            | 64,929.04             |
| 650 Supplies & Fees – Technology Related                   | 31,953.22             | 53,923.23             | 289.90              | 86,166.35             |
| <b>Total Supplies</b>                                      | <b>\$135,307.19</b>   | <b>\$114,313.19</b>   | <b>\$4,617.32</b>   | <b>\$254,237.70</b>   |
| 800 <u>Other Objects</u>                                   |                       |                       |                     |                       |
| 810 Dues and Fees  | 3,050.53              | 2,856.47              | 21,981.00           | 27,888.00             |
| <b>Total Other Objects</b>                                 | <b>\$3,050.53</b>     | <b>\$2,856.47</b>     | <b>\$21,981.00</b>  | <b>\$27,888.00</b>    |
| <b>Total 2200 Support Services – Instructional Staff</b>   | <b>\$3,041,767.24</b> | <b>\$2,385,192.85</b> | <b>\$241,115.26</b> | <b>\$5,668,075.35</b> |

LEA : 124159002      West Chester Area SD

Printed 7/14/2021 7:52:29 AM

|   |                   |                   |                |                   |
|---|-------------------|-------------------|----------------|-------------------|
| General Fund (10)   |                   |                   |                |                   |
| 2210 Supervision of Educational Media Services              | <u>Elementary</u> | <u>Secondary</u>  | <u>Federal</u> | <u>Total</u>      |
| 300 <u>Purchased Professional and Technical Services</u>    |                   |                   |                |                   |
| 329 Professional Educational Services – Other               | (149.77)          | (140.23)          |                | (290.00)          |
| <b>Total Purchased Professional and Technical Services</b>  | <b>(\$149.77)</b> | <b>(\$140.23)</b> |                | <b>(\$290.00)</b> |
| 500 <u>Other Purchased Services</u>                         |                   |                   |                |                   |
| 530 Communications  | 483.47            | 452.71            |                | 936.18            |
| 580 Travel  | 972.20            | 910.37            |                | 1,882.57          |
| <b>Total Other Purchased Services</b>                       | <b>\$1,455.67</b> | <b>\$1,363.08</b> |                | <b>\$2,818.75</b> |
| 600 <u>Supplies</u>   |                   |                   |                |                   |
| 630 Food  | 161.39            | 151.11            |                | 312.50            |
| 640 Books and Periodicals                                   | 87.72             | 82.13             |                | 169.85            |
| 650 Supplies & Fees – Technology Related                    | 86.33             | 80.83             |                | 167.16            |
| <b>Total Supplies</b>                                       | <b>\$335.44</b>   | <b>\$314.07</b>   |                | <b>\$649.51</b>   |
| 800 <u>Other Objects</u>                                    |                   |                   |                |                   |
| 810 Dues and Fees   | 1,019.42          | 954.58            |                | 1,974.00          |
| <b>Total Other Objects</b>                                  | <b>\$1,019.42</b> | <b>\$954.58</b>   |                | <b>\$1,974.00</b> |
| <b>Total 2210 Supervision of Educational Media Services</b> | <b>\$2,660.76</b> | <b>\$2,491.50</b> |                | <b>\$5,152.26</b> |

LEA : 124159002     West Chester Area SD

Printed 7/14/2021 7:52:29 AM

|   |                   |                   |                |                   |
|---|-------------------|-------------------|----------------|-------------------|
| General Fund (10)   |                   |                   |                |                   |
| 2219 Supervision of Educational Media Services – All Other Supervision              | <u>Elementary</u> | <u>Secondary</u>  | <u>Federal</u> | <u>Total</u>      |
| 300 <u>Purchased Professional and Technical Services</u>                            |                   |                   |                |                   |
| 329 Professional Educational Services – Other                                       | (149.77)          | (140.23)          |                | (290.00)          |
| <b>Total Purchased Professional and Technical Services</b>                          | <b>(\$149.77)</b> | <b>(\$140.23)</b> |                | <b>(\$290.00)</b> |
| 500 <u>Other Purchased Services</u>   |                   |                   |                |                   |
| 530 Communications  | 483.47            | 452.71            |                | 936.18            |
| 580 Travel  | 972.20            | 910.37            |                | 1,882.57          |
| <b>Total Other Purchased Services</b>   | <b>\$1,455.67</b> | <b>\$1,363.08</b> |                | <b>\$2,818.75</b> |
| 600 <u>Supplies</u>   |                   |                   |                |                   |
| 630 Food  | 161.39            | 151.11            |                | 312.50            |
| 640 Books and Periodicals   | 87.72             | 82.13             |                | 169.85            |
| 650 Supplies & Fees – Technology Related  | 86.33             | 80.83             |                | 167.16            |
| <b>Total Supplies</b>   | <b>\$335.44</b>   | <b>\$314.07</b>   |                | <b>\$649.51</b>   |
| 800 <u>Other Objects</u>  |                   |                   |                |                   |
| 810 Dues and Fees   | 1,019.42          | 954.58            |                | 1,974.00          |
| <b>Total Other Objects</b>  | <b>\$1,019.42</b> | <b>\$954.58</b>   |                | <b>\$1,974.00</b> |
| <b>Total 2219 Supervision of Educational Media Services – All Other Supervision</b> | <b>\$2,660.76</b> | <b>\$2,491.50</b> |                | <b>\$5,152.26</b> |

LEA : 124159002      West Chester Area SD

Printed 7/14/2021 7:52:29 AM

General Fund (10)

2220 Technology Support Services

|   | Elementary        | Secondary           | Federal | Total               |
|---|-------------------|---------------------|---------|---------------------|
| <b>100 Personnel Services – Salaries</b>            |                   |                     |         |                     |
| 100 Personnel Services – Salaries                   |                   | 88,363.15           |         | 88,363.15           |
| <b>Total Personnel Services – Salaries</b>          |                   | <b>\$88,363.15</b>  |         | <b>\$88,363.15</b>  |
| <b>200 Personnel Services – Employee Benefits</b>   |                   |                     |         |                     |
| 210 Group Insurance – Contracted Provider           |                   | 365.70              |         | 365.70              |
| 220 Social Security Contributions                   |                   | 6,322.07            |         | 6,322.07            |
| 230 PSERS Retirement Contributions                  |                   | 31,613.73           |         | 31,613.73           |
| 250 Unemployment Compensation                       |                   | 23.23               |         | 23.23               |
| 260 Workers' Compensation                           |                   | 714.47              |         | 714.47              |
| 270 Group Insurance – Self-Insurance                |                   | 18,258.62           |         | 18,258.62           |
| 299 All Other Employee Benefits                     |                   | 171.84              |         | 171.84              |
| <b>Total Personnel Services – Employee Benefits</b> |                   | <b>\$57,469.66</b>  |         | <b>\$57,469.66</b>  |
| <b>500 Other Purchased Services</b>                 |                   |                     |         |                     |
| 580 Travel  |                   | 367.83              |         | 367.83              |
| <b>Total Other Purchased Services</b>               |                   | <b>\$367.83</b>     |         | <b>\$367.83</b>     |
| <b>600 Supplies</b>                                 |                   |                     |         |                     |
| 610 General Supplies                                | 1,568.32          | 10,809.21           |         | 12,377.53           |
| 650 Supplies & Fees – Technology Related            |                   | 2,712.66            |         | 2,712.66            |
| <b>Total Supplies</b>                               | <b>\$1,568.32</b> | <b>\$13,521.87</b>  |         | <b>\$15,090.19</b>  |
| <b>Total 2220 Technology Support Services</b>       | <b>\$1,568.32</b> | <b>\$159,722.51</b> |         | <b>\$161,290.83</b> |

LEA : 124159002      West Chester Area SD

Printed 7/14/2021 7:52:29 AM

|  |                       |                     |                |                       |
|--|-----------------------|---------------------|----------------|-----------------------|
| General Fund (10)  |                       |                     |                |                       |
| 2250 School Library Services                               | <u>Elementary</u>     | <u>Secondary</u>    | <u>Federal</u> | <u>Total</u>          |
| 100 <u>Personnel Services – Salaries</u>                   |                       |                     |                |                       |
| 100 Personnel Services – Salaries                          | 891,034.45            | 491,574.66          |                | 1,382,609.11          |
| <b>Total Personnel Services – Salaries</b>                 | <b>\$891,034.45</b>   | <b>\$491,574.66</b> |                | <b>\$1,382,609.11</b> |
| 200 <u>Personnel Services – Employee Benefits</u>          |                       |                     |                |                       |
| 210 Group Insurance – Contracted Provider                  | 3,341.04              | 1,588.78            |                | 4,929.82              |
| 220 Social Security Contributions                          | 68,161.22             | 35,284.18           |                | 103,445.40            |
| 230 PSERS Retirement Contributions                         | 321,501.71            | 166,877.58          |                | 488,379.29            |
| 250 Unemployment Compensation                              | 249.26                | 129.26              |                | 378.52                |
| 260 Workers' Compensation                                  | 7,664.40              | 3,974.61            |                | 11,639.01             |
| 270 Group Insurance – Self-Insurance                       | 162,311.68            | 80,443.95           |                | 242,755.63            |
| 299 All Other Employee Benefits                            | 1,843.39              | 955.96              |                | 2,799.35              |
| <b>Total Personnel Services – Employee Benefits</b>        | <b>\$565,072.70</b>   | <b>\$289,254.32</b> |                | <b>\$854,327.02</b>   |
| 300 <u>Purchased Professional and Technical Services</u>   |                       |                     |                |                       |
| 329 Professional Educational Services – Other              | 460.20                | 430.93              |                | 891.13                |
| <b>Total Purchased Professional and Technical Services</b> | <b>\$460.20</b>       | <b>\$430.93</b>     |                | <b>\$891.13</b>       |
| 500 <u>Other Purchased Services</u>                        |                       |                     |                |                       |
| 580 Travel   | 94.10                 | 88.10               |                | 182.20                |
| <b>Total Other Purchased Services</b>                      | <b>\$94.10</b>        | <b>\$88.10</b>      |                | <b>\$182.20</b>       |
| 600 <u>Supplies</u>  |                       |                     |                |                       |
| 610 General Supplies                                       | 65,236.10             | 6,499.49            |                | 71,735.59             |
| 640 Books and Periodicals                                  | 25,809.69             | 32,298.61           |                | 58,108.30             |
| 650 Supplies & Fees – Technology Related                   | 30,692.92             | 50,030.44           |                | 80,723.36             |
| <b>Total Supplies</b>                                      | <b>\$121,738.71</b>   | <b>\$88,828.54</b>  |                | <b>\$210,567.25</b>   |
| <b>Total 2250 School Library Services</b>                  | <b>\$1,578,400.16</b> | <b>\$870,176.55</b> |                | <b>\$2,448,576.71</b> |



LEA : 124159002      West Chester Area SD

Printed 7/14/2021 7:52:29 AM

General Fund (10)

| 2260 Instruction and Curriculum Development Services              | Elementary            | Secondary           | Federal           | Total                 |
|---|-----------------------|---------------------|-------------------|-----------------------|
| <b>100 Personnel Services – Salaries</b>                          |                       |                     |                   |                       |
| 100 Personnel Services – Salaries                                 | 651,755.10            | 610,308.35          |                   | 1,262,063.45          |
| <b>Total Personnel Services – Salaries</b>                        | <b>\$651,755.10</b>   | <b>\$610,308.35</b> |                   | <b>\$1,262,063.45</b> |
| <b>200 Personnel Services – Employee Benefits</b>                 |                       |                     |                   |                       |
| 210 Group Insurance – Contracted Provider                         | 4,921.15              | 4,608.00            |                   | 9,529.15              |
| 220 Social Security Contributions                                 | 43,801.67             | 41,016.12           |                   | 84,817.79             |
| 230 PSERS Retirement Contributions                                | 218,351.92            | 204,466.31          |                   | 422,818.23            |
| 250 Unemployment Compensation                                     | 171.34                | 160.33              |                   | 331.67                |
| 260 Workers' Compensation   | 5,266.79              | 4,931.76            |                   | 10,198.55             |
| 270 Group Insurance – Self-Insurance                              | 61,374.56             | 57,471.30           |                   | 118,845.86            |
| 299 All Other Employee Benefits                                   | 1,266.79              | 1,186.12            |                   | 2,452.91              |
| <b>Total Personnel Services – Employee Benefits</b>               | <b>\$335,154.22</b>   | <b>\$313,839.94</b> |                   | <b>\$648,994.16</b>   |
| <b>300 Purchased Professional and Technical Services</b>          |                       |                     |                   |                       |
| 329 Professional Educational Services – Other                     | 818.81                | 966.86              |                   | 1,785.67              |
| <b>Total Purchased Professional and Technical Services</b>        | <b>\$818.81</b>       | <b>\$966.86</b>     |                   | <b>\$1,785.67</b>     |
| <b>400 Purchased Property Services</b>                            |                       |                     |                   |                       |
| 430 Repairs and Maintenance Services                              | 35.97                 | 33.67               |                   | 69.64                 |
| 440 Rentals   | 1,349.06              | 1,263.26            |                   | 2,612.32              |
| <b>Total Purchased Property Services</b>                          | <b>\$1,385.03</b>     | <b>\$1,296.93</b>   |                   | <b>\$2,681.96</b>     |
| <b>500 Other Purchased Services</b>                               |                       |                     |                   |                       |
| 530 Communications  | 1,905.65              | 1,784.40            |                   | 3,690.05              |
| 580 Travel  | 4,771.12              | 5,123.16            |                   | 9,894.28              |
| <b>Total Other Purchased Services</b>                             | <b>\$6,676.77</b>     | <b>\$6,907.56</b>   |                   | <b>\$13,584.33</b>    |
| <b>600 Supplies</b>   |                       |                     |                   |                       |
| 610 General Supplies  | 4,398.44              | 4,118.68            |                   | 8,517.12              |
| 630 Food  | 701.43                | 656.78              |                   | 1,358.21              |
| 640 Books and Periodicals   | 1,128.15              | 1,782.36            |                   | 2,910.51              |
| <b>Total Supplies</b>   | <b>\$6,228.02</b>     | <b>\$6,557.82</b>   |                   | <b>\$12,785.84</b>    |
| <b>800 Other Objects</b>  |                       |                     |                   |                       |
| 810 Dues and Fees   | 1,660.32              | 1,554.68            | 5,952.00          | 9,167.00              |
| <b>Total Other Objects</b>  | <b>\$1,660.32</b>     | <b>\$1,554.68</b>   | <b>\$5,952.00</b> | <b>\$9,167.00</b>     |
| <b>Total 2260 Instruction and Curriculum Development Services</b> | <b>\$1,003,678.27</b> | <b>\$941,432.14</b> | <b>\$5,952.00</b> | <b>\$1,951,062.41</b> |

LEA : 124159002      West Chester Area SD

Printed 7/14/2021 7:52:29 AM

|   |                     |                     |                     |                       |
|---|---------------------|---------------------|---------------------|-----------------------|
| General Fund (10)   |                     |                     |                     |                       |
| 2270 Instructional Staff Professional Development Services              | <u>Elementary</u>   | <u>Secondary</u>    | <u>Federal</u>      | <u>Total</u>          |
| 100 <u>Personnel Services – Salaries</u>                                |                     |                     |                     |                       |
| 100 Personnel Services – Salaries                                       | 159,356.81          | 149,222.91          | 53,370.24           | 361,949.96            |
| <b>Total Personnel Services – Salaries</b>                              | <b>\$159,356.81</b> | <b>\$149,222.91</b> | <b>\$53,370.24</b>  | <b>\$361,949.96</b>   |
| 200 <u>Personnel Services – Employee Benefits</u>                       |                     |                     |                     |                       |
| 210 Group Insurance – Contracted Provider                               | 702.53              | 657.83              |                     | 1,360.36              |
| 220 Social Security Contributions                                       | 12,334.94           | 11,550.50           | 3,898.27            | 27,783.71             |
| 230 PSERS Retirement Contributions                                      | 54,167.83           | 50,723.15           | 18,317.26           | 123,208.24            |
| 240 Tuition Reimbursement   | 199,217.52          | 171,423.29          |                     | 370,640.81            |
| 250 Unemployment Compensation   | 39.03               | 36.54               |                     | 75.57                 |
| 260 Workers' Compensation   | 1,199.93            | 1,123.62            |                     | 2,323.55              |
| 270 Group Insurance – Self-Insurance                                    | 5,638.91            | 5,280.30            |                     | 10,919.21             |
| 299 All Other Employee Benefits   | 288.61              | 270.24              |                     | 558.85                |
| <b>Total Personnel Services – Employee Benefits</b>                     | <b>\$273,589.30</b> | <b>\$241,065.47</b> | <b>\$22,215.53</b>  | <b>\$536,870.30</b>   |
| 300 <u>Purchased Professional and Technical Services</u>                |                     |                     |                     |                       |
| 329 Professional Educational Services – Other                           | 13,407.27           | 12,554.62           | 109,111.96          | 135,073.85            |
| <b>Total Purchased Professional and Technical Services</b>              | <b>\$13,407.27</b>  | <b>\$12,554.62</b>  | <b>\$109,111.96</b> | <b>\$135,073.85</b>   |
| 500 <u>Other Purchased Services</u>                                     |                     |                     |                     |                       |
| 580 Travel  | 3,298.86            | 3,089.05            | 29,819.21           | 36,207.12             |
| <b>Total Other Purchased Services</b>                                   | <b>\$3,298.86</b>   | <b>\$3,089.05</b>   | <b>\$29,819.21</b>  | <b>\$36,207.12</b>    |
| 600 <u>Supplies</u>   |                     |                     |                     |                       |
| 610 General Supplies  | 2,706.08            | 2,533.97            | 1,487.22            | 6,727.27              |
| 630 Food  | 941.34              | 881.46              | 291.29              | 2,114.09              |
| 640 Books and Periodicals   | 615.31              | 576.16              | 2,548.91            | 3,740.38              |
| 650 Supplies & Fees – Technology Related                                | 1,173.97            | 1,099.30            | 289.90              | 2,563.17              |
| <b>Total Supplies</b>   | <b>\$5,436.70</b>   | <b>\$5,090.89</b>   | <b>\$4,617.32</b>   | <b>\$15,144.91</b>    |
| 800 <u>Other Objects</u>  |                     |                     |                     |                       |
| 810 Dues and Fees   | 370.79              | 347.21              | 16,029.00           | 16,747.00             |
| <b>Total Other Objects</b>  | <b>\$370.79</b>     | <b>\$347.21</b>     | <b>\$16,029.00</b>  | <b>\$16,747.00</b>    |
| <b>Total 2270 Instructional Staff Professional Development Services</b> | <b>\$455,459.73</b> | <b>\$411,370.15</b> | <b>\$235,163.26</b> | <b>\$1,101,993.14</b> |

LEA : 124159002      West Chester Area SD

Printed 7/14/2021 7:52:29 AM

| General Fund (10)  |   |                       |                       |         |                        |
|--|---|-----------------------|-----------------------|---------|------------------------|
| 2300 Support Services – Administration                     |   | Elementary            | Secondary             | Federal | Total                  |
| <b>100 Personnel Services – Salaries</b>                   |   |                       |                       |         |                        |
| 100  | Personnel Services – Salaries                       | 2,119,227.17          | 3,544,905.12          |         | 6,567,488.12           |
| <b>Total Personnel Services – Salaries</b>                 |   | <b>\$2,119,227.17</b> | <b>\$3,544,905.12</b> |         | <b>\$6,567,488.12</b>  |
| <b>200 Personnel Services – Employee Benefits</b>          |   |                       |                       |         |                        |
| 210  | Group Insurance – Contracted Provider               | 21,038.90             | 20,816.30             |         | 55,159.46              |
| 220  | Social Security Contributions                       | 147,230.92            | 251,032.71            |         | 448,064.95             |
| 230  | PSERS Retirement Contributions                      | 691,135.00            | 1,187,614.69          |         | 2,178,254.08           |
| 250  | Unemployment Compensation                           | 556.17                | 931.15                |         | 1,721.26               |
| 260  | Workers' Compensation                               | 17,101.45             | 28,631.56             |         | 52,926.67              |
| 270  | Group Insurance – Self-Insurance                    | 250,720.71            | 294,878.64            |         | 628,103.66             |
| 299  | All Other Employee Benefits                         | 4,113.18              | 6,886.39              |         | 12,729.77              |
| <b>Total Personnel Services – Employee Benefits</b>        |   | <b>\$1,131,896.33</b> | <b>\$1,790,791.44</b> |         | <b>\$3,376,959.85</b>  |
| <b>300 Purchased Professional and Technical Services</b>   |   |                       |                       |         |                        |
| 310  | Official / Administrative Services                  |                       |                       |         | 669,058.70             |
| 329  | Professional Educational Services – Other           |                       | 1,033.93              |         | 11,558.34              |
| 330  | Other Professional Services                         |                       |                       |         | 270,574.83             |
| 340  | Technical Services                                  |                       |                       |         | 13,445.64              |
| 390  | Other Purchased Professional and Technical Services |                       |                       |         | 9,600.00               |
| <b>Total Purchased Professional and Technical Services</b> |   |                       | <b>\$1,033.93</b>     |         | <b>\$974,237.51</b>    |
| <b>400 Purchased Property Services</b>                     |   |                       |                       |         |                        |
| 430  | Repairs and Maintenance Services                    | 4,052.98              | 7,934.38              |         | 13,696.88              |
| 440  | Rentals   |                       | 225.00                |         | 2,367.47               |
| <b>Total Purchased Property Services</b>                   |   | <b>\$4,052.98</b>     | <b>\$8,159.38</b>     |         | <b>\$16,064.35</b>     |
| <b>500 Other Purchased Services</b>                        |   |                       |                       |         |                        |
| 520  | Insurance – General                                 |                       |                       |         | 89,811.00              |
| 530  | Communications                                      | 4,604.41              | 13,424.84             |         | 35,332.41              |
| 549  | Other Advertising/Public Relations                  |                       |                       |         | 7,294.24               |
| 550  | Printing and Binding                                |                       | 4,679.00              |         | 23,458.42              |
| 580  | Travel  | 395.83                | 3,340.88              |         | 19,113.88              |
| <b>Total Other Purchased Services</b>                      |   | <b>\$5,000.24</b>     | <b>\$21,444.72</b>    |         | <b>\$175,009.95</b>    |
| <b>600 Supplies</b>  |   |                       |                       |         |                        |
| 610  | General Supplies                                    | 3,368.64              | 71,550.39             |         | 93,679.74              |
| 630  | Food  | 1,316.08              | 16,728.25             |         | 26,119.07              |
| 640  | Books and Periodicals                               |                       | 2,425.08              |         | 3,258.72               |
| 650  | Supplies & Fees – Technology Related                |                       |                       |         | 653.73                 |
| <b>Total Supplies</b>                                      |   | <b>\$4,684.72</b>     | <b>\$90,703.72</b>    |         | <b>\$123,711.26</b>    |
| <b>800 Other Objects</b>                                   |   |                       |                       |         |                        |
| 810  | Dues and Fees                                       | 5,749.22              | 8,189.98              |         | 60,458.06              |
| <b>Total Other Objects</b>                                 |   | <b>\$5,749.22</b>     | <b>\$8,189.98</b>     |         | <b>\$60,458.06</b>     |
| <b>Total 2300 Support Services – Administration</b>        |   | <b>\$3,270,610.66</b> | <b>\$5,465,228.29</b> |         | <b>\$11,293,929.10</b> |

LEA : 124159002      West Chester Area SD

Printed 7/14/2021 7:52:29 AM

|  |                   |                  |                |              |
|--|-------------------|------------------|----------------|--------------|
| General Fund (10)  |                   |                  |                |              |
| 2310 Board Services                                      |                   |                  |                |              |
|  | <u>Elementary</u> | <u>Secondary</u> | <u>Federal</u> | <u>Total</u> |
| 100 <u>Personnel Services – Salaries</u>                 |                   |                  |                |              |
| 100 Personnel Services – Salaries                        |                   |                  |                | 3,078.90     |
| Total Personnel Services – Salaries                      |                   |                  |                | \$3,078.90   |
| 200 <u>Personnel Services – Employee Benefits</u>        |                   |                  |                |              |
| 220 Social Security Contributions                        |                   |                  |                | 228.27       |
| 230 PSERS Retirement Contributions                       |                   |                  |                | 1,055.29     |
| Total Personnel Services – Employee Benefits             |                   |                  |                | \$1,283.56   |
| 300 <u>Purchased Professional and Technical Services</u> |                   |                  |                |              |
| 329 Professional Educational Services – Other            |                   |                  |                | 338.00       |
| 330 Other Professional Services                          |                   |                  |                | 24,000.00    |
| Total Purchased Professional and Technical Services      |                   |                  |                | \$24,338.00  |
| 500 <u>Other Purchased Services</u>                      |                   |                  |                |              |
| 520 Insurance – General                                  |                   |                  |                | 82,627.50    |
| 549 Other Advertising/Public Relations                   |                   |                  |                | 2,772.24     |
| 580 Travel   |                   |                  |                | 687.24       |
| Total Other Purchased Services                           |                   |                  |                | \$86,086.98  |
| 600 <u>Supplies</u>                                      |                   |                  |                |              |
| 610 General Supplies                                     |                   |                  |                | 257.96       |
| 630 Food   |                   |                  |                | 3,237.00     |
| Total Supplies   |                   |                  |                | \$3,494.96   |
| 800 <u>Other Objects</u>                                 |                   |                  |                |              |
| 810 Dues and Fees  |                   |                  |                | 15,840.42    |
| Total Other Objects                                      |                   |                  |                | \$15,840.42  |
| Total 2310 Board Services                                |                   |                  |                | \$134,122.82 |

LEA : 124159002     West Chester Area SD

Printed 7/14/2021 7:52:29 AM

|  |                   |                  |                |              |
|--|-------------------|------------------|----------------|--------------|
| General Fund (10)  |                   |                  |                |              |
| 2330 Tax Assessment and Collection Services              | <u>Elementary</u> | <u>Secondary</u> | <u>Federal</u> | <u>Total</u> |
| 300 <u>Purchased Professional and Technical Services</u> |                   |                  |                |              |
| 310 Official / Administrative Services                   |                   |                  |                | 669,058.70   |
| 329 Professional Educational Services – Other            |                   |                  |                | 5,185.97     |
| 390 Other Purchased Professional and Technical Services  |                   |                  |                | 9,600.00     |
| Total Purchased Professional and Technical Services      |                   |                  |                | \$683,844.67 |
| 500 <u>Other Purchased Services</u>                      |                   |                  |                |              |
| 520 Insurance – General                                  |                   |                  |                | 7,183.50     |
| 530 Communications                                       |                   |                  |                | 15,097.16    |
| Total Other Purchased Services                           |                   |                  |                | \$22,280.66  |
| 800 <u>Other Objects</u>                                 |                   |                  |                |              |
| 810 Dues and Fees  |                   |                  |                | 15,336.86    |
| Total Other Objects                                      |                   |                  |                | \$15,336.86  |
| Total 2330 Tax Assessment and Collection Services        |                   |                  |                | \$721,462.19 |

LEA : 124159002     West Chester Area SD

Printed 7/14/2021 7:52:29 AM

General Fund (10)

2340 Staff Relations and Negotiations Services

| <u>Elementary</u> | <u>Secondary</u> | <u>Federal</u> | <u>Total</u> |
|-------------------|------------------|----------------|--------------|
|-------------------|------------------|----------------|--------------|

300 Purchased Professional and Technical Services

|                                 |  |  |          |
|---------------------------------|--|--|----------|
| 330 Other Professional Services |  |  | 2,901.00 |
|---------------------------------|--|--|----------|

|  |  |  |                   |
|--|--|--|-------------------|
| <b>Total Purchased Professional and Technical Services</b> |  |  | <b>\$2,901.00</b> |
|--|--|--|-------------------|

|   |  |  |                   |
|---|--|--|-------------------|
| <b>Total 2340 Staff Relations and Negotiations Services</b> |  |  | <b>\$2,901.00</b> |
|---|--|--|-------------------|

LEA : 124159002     West Chester Area SD

Printed 7/14/2021 7:52:29 AM

General Fund (10)

|  |                   |                  |                |                     |
|--|-------------------|------------------|----------------|---------------------|
| 2350 Legal and Accounting Services                         | <u>Elementary</u> | <u>Secondary</u> | <u>Federal</u> | <u>Total</u>        |
| 300 <u>Purchased Professional and Technical Services</u>   |                   |                  |                |                     |
| 330 Other Professional Services                            |                   |                  |                | 243,170.31          |
| <b>Total Purchased Professional and Technical Services</b> |                   |                  |                | <b>\$243,170.31</b> |
| <b>Total 2350 Legal and Accounting Services</b>            |                   |                  |                | <b>\$243,170.31</b> |

LEA : 124159002      West Chester Area SD

Printed 7/14/2021 7:52:29 AM

|   |                   |                  |                |                |
|---|-------------------|------------------|----------------|----------------|
| General Fund (10)   |                   |                  |                |                |
| 2360 Office of the Superintendent / Executive Director Services       | <u>Elementary</u> | <u>Secondary</u> | <u>Federal</u> | <u>Total</u>   |
| 100 <u>Personnel Services – Salaries</u>                              |                   |                  |                |                |
| 100 Personnel Services – Salaries                                     |                   |                  |                | 691,603.13     |
| Total Personnel Services – Salaries                                   |                   |                  |                | \$691,603.13   |
| 200 <u>Personnel Services – Employee Benefits</u>                     |                   |                  |                |                |
| 210 Group Insurance – Contracted Provider                             |                   |                  |                | 12,502.66      |
| 220 Social Security Contributions                                     |                   |                  |                | 34,312.92      |
| 230 PSERS Retirement Contributions                                    |                   |                  |                | 227,649.43     |
| 250 Unemployment Compensation   |                   |                  |                | 180.88         |
| 260 Workers' Compensation   |                   |                  |                | 5,562.01       |
| 270 Group Insurance – Self-Insurance                                  |                   |                  |                | 61,981.16      |
| 299 All Other Employee Benefits                                       |                   |                  |                | 1,337.76       |
| Total Personnel Services – Employee Benefits                          |                   |                  |                | \$343,526.82   |
| 300 <u>Purchased Professional and Technical Services</u>              |                   |                  |                |                |
| 329 Professional Educational Services – Other                         |                   |                  |                | 4,938.00       |
| 330 Other Professional Services                                       |                   |                  |                | 503.52         |
| Total Purchased Professional and Technical Services                   |                   |                  |                | \$5,441.52     |
| 400 <u>Purchased Property Services</u>                                |                   |                  |                |                |
| 430 Repairs and Maintenance Services                                  |                   |                  |                | 1,709.52       |
| 440 Rentals   |                   |                  |                | 2,142.47       |
| Total Purchased Property Services                                     |                   |                  |                | \$3,851.99     |
| 500 <u>Other Purchased Services</u>                                   |                   |                  |                |                |
| 530 Communications  | 1,196.76          | 1,120.62         |                | 2,317.38       |
| 550 Printing and Binding  |                   |                  |                | 315.00         |
| 580 Travel  |                   |                  |                | 6,958.66       |
| Total Other Purchased Services  | \$1,196.76        | \$1,120.62       |                | \$9,591.04     |
| 600 <u>Supplies</u>   |                   |                  |                |                |
| 610 General Supplies  |                   |                  |                | 10,599.04      |
| 630 Food  |                   |                  |                | 4,837.74       |
| 640 Books and Periodicals   |                   |                  |                | 833.64         |
| Total Supplies  |                   |                  |                | \$16,270.42    |
| 800 <u>Other Objects</u>  |                   |                  |                |                |
| 810 Dues and Fees   |                   |                  |                | 9,801.22       |
| Total Other Objects   |                   |                  |                | \$9,801.22     |
| Total 2360 Office of the Superintendent / Executive Director Services | \$1,196.76        | \$1,120.62       |                | \$1,080,086.14 |



LEA : 124159002      West Chester Area SD

Printed 7/14/2021 7:52:29 AM

|  |                   |                  |                |              |
|--|-------------------|------------------|----------------|--------------|
| General Fund (10)  |                   |                  |                |              |
| 2370 Community Relations Services                        | <u>Elementary</u> | <u>Secondary</u> | <u>Federal</u> | <u>Total</u> |
| 100 <u>Personnel Services – Salaries</u>                 |                   |                  |                |              |
| 100 Personnel Services – Salaries                        |                   |                  |                | 208,673.80   |
| Total Personnel Services – Salaries                      |                   |                  |                | \$208,673.80 |
| 200 <u>Personnel Services – Employee Benefits</u>        |                   |                  |                |              |
| 210 Group Insurance – Contracted Provider                |                   |                  |                | 801.60       |
| 220 Social Security Contributions                        |                   |                  |                | 15,260.13    |
| 230 PSERS Retirement Contributions                       |                   |                  |                | 70,799.67    |
| 250 Unemployment Compensation                            |                   |                  |                | 53.06        |
| 260 Workers' Compensation                                |                   |                  |                | 1,631.65     |
| 270 Group Insurance – Self-Insurance                     |                   |                  |                | 20,523.15    |
| 299 All Other Employee Benefits                          |                   |                  |                | 392.44       |
| Total Personnel Services – Employee Benefits             |                   |                  |                | \$109,461.70 |
| 300 <u>Purchased Professional and Technical Services</u> |                   |                  |                |              |
| 329 Professional Educational Services – Other            |                   |                  |                | 62.44        |
| 340 Technical Services                                   |                   |                  |                | 13,445.64    |
| Total Purchased Professional and Technical Services      |                   |                  |                | \$13,508.08  |
| 500 <u>Other Purchased Services</u>                      |                   |                  |                |              |
| 530 Communications                                       |                   |                  |                | 2,206.00     |
| 549 Other Advertising/Public Relations                   |                   |                  |                | 4,522.00     |
| 550 Printing and Binding                                 |                   |                  |                | 18,464.42    |
| 580 Travel   |                   |                  |                | 7,731.27     |
| Total Other Purchased Services                           |                   |                  |                | \$32,923.69  |
| 600 <u>Supplies</u>                                      |                   |                  |                |              |
| 610 General Supplies                                     |                   |                  |                | 7,903.71     |
| 650 Supplies & Fees – Technology Related                 |                   |                  |                | 653.73       |
| Total Supplies   |                   |                  |                | \$8,557.44   |
| 800 <u>Other Objects</u>                                 |                   |                  |                |              |
| 810 Dues and Fees  |                   |                  |                | 5,540.36     |
| Total Other Objects                                      |                   |                  |                | \$5,540.36   |
| Total 2370 Community Relations Services                  |                   |                  |                | \$378,665.07 |

LEA : 124159002      West Chester Area SD

Printed 7/14/2021 7:52:29 AM

|  |                       |                       |                |                       |
|--|-----------------------|-----------------------|----------------|-----------------------|
| General Fund (10)  |                       |                       |                |                       |
| 2380 Office of the Principal Services                      | <u>Elementary</u>     | <u>Secondary</u>      | <u>Federal</u> | <u>Total</u>          |
| 100 <u>Personnel Services – Salaries</u>                   |                       |                       |                |                       |
| 100 Personnel Services – Salaries                          | 2,119,227.17          | 3,544,905.12          |                | 5,664,132.29          |
| <b>Total Personnel Services – Salaries</b>                 | <b>\$2,119,227.17</b> | <b>\$3,544,905.12</b> |                | <b>\$5,664,132.29</b> |
| 200 <u>Personnel Services – Employee Benefits</u>          |                       |                       |                |                       |
| 210 Group Insurance – Contracted Provider                  | 21,038.90             | 20,816.30             |                | 41,855.20             |
| 220 Social Security Contributions                          | 147,230.92            | 251,032.71            |                | 398,263.63            |
| 230 PSERS Retirement Contributions                         | 691,135.00            | 1,187,614.69          |                | 1,878,749.69          |
| 250 Unemployment Compensation                              | 556.17                | 931.15                |                | 1,487.32              |
| 260 Workers' Compensation                                  | 17,101.45             | 28,631.56             |                | 45,733.01             |
| 270 Group Insurance – Self-Insurance                       | 250,720.71            | 294,878.64            |                | 545,599.35            |
| 299 All Other Employee Benefits                            | 4,113.18              | 6,886.39              |                | 10,999.57             |
| <b>Total Personnel Services – Employee Benefits</b>        | <b>\$1,131,896.33</b> | <b>\$1,790,791.44</b> |                | <b>\$2,922,687.77</b> |
| 300 <u>Purchased Professional and Technical Services</u>   |                       |                       |                |                       |
| 329 Professional Educational Services – Other              |                       | 1,033.93              |                | 1,033.93              |
| <b>Total Purchased Professional and Technical Services</b> |                       | <b>\$1,033.93</b>     |                | <b>\$1,033.93</b>     |
| 400 <u>Purchased Property Services</u>                     |                       |                       |                |                       |
| 430 Repairs and Maintenance Services                       | 4,052.98              | 7,934.38              |                | 11,987.36             |
| 440 Rentals  |                       | 225.00                |                | 225.00                |
| <b>Total Purchased Property Services</b>                   | <b>\$4,052.98</b>     | <b>\$8,159.38</b>     |                | <b>\$12,212.36</b>    |
| 500 <u>Other Purchased Services</u>                        |                       |                       |                |                       |
| 530 Communications   | 3,407.65              | 12,304.22             |                | 15,711.87             |
| 550 Printing and Binding                                   |                       | 4,679.00              |                | 4,679.00              |
| 580 Travel   | 395.83                | 3,340.88              |                | 3,736.71              |
| <b>Total Other Purchased Services</b>                      | <b>\$3,803.48</b>     | <b>\$20,324.10</b>    |                | <b>\$24,127.58</b>    |
| 600 <u>Supplies</u>  |                       |                       |                |                       |
| 610 General Supplies                                       | 3,368.64              | 71,550.39             |                | 74,919.03             |
| 630 Food   | 1,316.08              | 16,728.25             |                | 18,044.33             |
| 640 Books and Periodicals                                  |                       | 2,425.08              |                | 2,425.08              |
| <b>Total Supplies</b>                                      | <b>\$4,684.72</b>     | <b>\$90,703.72</b>    |                | <b>\$95,388.44</b>    |
| 800 <u>Other Objects</u>                                   |                       |                       |                |                       |
| 810 Dues and Fees  | 5,749.22              | 8,189.98              |                | 13,939.20             |
| <b>Total Other Objects</b>                                 | <b>\$5,749.22</b>     | <b>\$8,189.98</b>     |                | <b>\$13,939.20</b>    |
| <b>Total 2380 Office of the Principal Services</b>         | <b>\$3,269,413.90</b> | <b>\$5,464,107.67</b> |                | <b>\$8,733,521.57</b> |

LEA : 124159002      West Chester Area SD

Printed 7/14/2021 7:52:29 AM

|  |                   |                  |                |                |
|--|-------------------|------------------|----------------|----------------|
| General Fund (10)  |                   |                  |                |                |
| 2400 Support Services – Pupil Health                     | <u>Elementary</u> | <u>Secondary</u> | <u>Federal</u> | <u>Total</u>   |
| 100 <u>Personnel Services – Salaries</u>                 |                   |                  |                |                |
| 100 Personnel Services – Salaries                        |                   |                  |                | 1,459,151.46   |
| Total Personnel Services – Salaries                      |                   |                  |                | \$1,459,151.46 |
| 200 <u>Personnel Services – Employee Benefits</u>        |                   |                  |                |                |
| 210 Group Insurance – Contracted Provider                |                   |                  |                | 6,271.57       |
| 220 Social Security Contributions                        |                   |                  |                | 101,505.33     |
| 230 PSERS Retirement Contributions                       |                   |                  |                | 498,681.15     |
| 250 Unemployment Compensation                            |                   |                  |                | 381.77         |
| 260 Workers' Compensation                                |                   |                  |                | 11,738.92      |
| 270 Group Insurance – Self-Insurance                     |                   |                  |                | 273,089.76     |
| 299 All Other Employee Benefits                          |                   |                  |                | 2,823.40       |
| Total Personnel Services – Employee Benefits             |                   |                  |                | \$894,491.90   |
| 300 <u>Purchased Professional and Technical Services</u> |                   |                  |                |                |
| 329 Professional Educational Services – Other            |                   |                  |                | 11,974.73      |
| 330 Other Professional Services                          |                   |                  |                | 2,290.00       |
| 390 Other Purchased Professional and Technical Services  |                   |                  |                | 485.00         |
| Total Purchased Professional and Technical Services      |                   |                  |                | \$14,749.73    |
| 400 <u>Purchased Property Services</u>                   |                   |                  |                |                |
| 430 Repairs and Maintenance Services                     |                   |                  |                | 2,336.71       |
| Total Purchased Property Services                        |                   |                  |                | \$2,336.71     |
| 500 <u>Other Purchased Services</u>                      |                   |                  |                |                |
| 530 Communications                                       |                   |                  |                | 655.85         |
| 580 Travel   |                   |                  |                | 521.45         |
| Total Other Purchased Services                           |                   |                  |                | \$1,177.30     |
| 600 <u>Supplies</u>                                      |                   |                  |                |                |
| 610 General Supplies                                     |                   |                  |                | 23,420.05      |
| 650 Supplies & Fees – Technology Related                 |                   |                  |                | 349.99         |
| Total Supplies   |                   |                  |                | \$23,770.04    |
| 800 <u>Other Objects</u>                                 |                   |                  |                |                |
| 810 Dues and Fees  |                   |                  |                | 130.00         |
| Total Other Objects                                      |                   |                  |                | \$130.00       |
| Total 2400 Support Services – Pupil Health               |                   |                  |                | \$2,395,807.14 |

LEA : 124159002     West Chester Area SD

Printed 7/14/2021 7:52:29 AM

General Fund (10)

2420 Medical Services

| <u>Elementary</u> | <u>Secondary</u> | <u>Federal</u> | <u>Total</u> |
|-------------------|------------------|----------------|--------------|
|-------------------|------------------|----------------|--------------|

300 Purchased Professional and Technical Services

|                                 |  |  |          |
|---------------------------------|--|--|----------|
| 330 Other Professional Services |  |  | 1,350.00 |
|---------------------------------|--|--|----------|

|  |  |  |                   |
|--|--|--|-------------------|
| <b>Total Purchased Professional and Technical Services</b> |  |  | <b>\$1,350.00</b> |
|--|--|--|-------------------|

|                                    |  |  |                   |
|------------------------------------|--|--|-------------------|
| <b>Total 2420 Medical Services</b> |  |  | <b>\$1,350.00</b> |
|------------------------------------|--|--|-------------------|

LEA : 124159002      West Chester Area SD

Printed 7/14/2021 7:52:29 AM

|  |                   |                  |                |                 |
|--|-------------------|------------------|----------------|-----------------|
| General Fund (10)  |                   |                  |                |                 |
| 2430 Dental Services                                       | <u>Elementary</u> | <u>Secondary</u> | <u>Federal</u> | <u>Total</u>    |
| 300 <u>Purchased Professional and Technical Services</u>   |                   |                  |                |                 |
| 330 Other Professional Services                            |                   |                  |                | 940.00          |
| <b>Total Purchased Professional and Technical Services</b> |                   |                  |                | <b>\$940.00</b> |
| <b>Total 2430 Dental Services</b>                          |                   |                  |                | <b>\$940.00</b> |

LEA : 124159002      West Chester Area SD

Printed 7/14/2021 7:52:29 AM

General Fund (10)

2440 Nursing Services

|  | Elementary | Secondary | Federal | Total                 |
|--|------------|-----------|---------|-----------------------|
| 100 <u>Personnel Services – Salaries</u>                   |            |           |         |                       |
| 100 Personnel Services – Salaries                          |            |           |         | 1,336,371.97          |
| <b>Total Personnel Services – Salaries</b>                 |            |           |         | <b>\$1,336,371.97</b> |
| 200 <u>Personnel Services – Employee Benefits</u>          |            |           |         |                       |
| 210 Group Insurance – Contracted Provider                  |            |           |         | 6,009.71              |
| 220 Social Security Contributions                          |            |           |         | 93,538.43             |
| 230 PSERS Retirement Contributions                         |            |           |         | 456,598.54            |
| 250 Unemployment Compensation                              |            |           |         | 349.48                |
| 260 Workers' Compensation                                  |            |           |         | 10,746.17             |
| 270 Group Insurance – Self-Insurance                       |            |           |         | 240,343.02            |
| 299 All Other Employee Benefits                            |            |           |         | 2,584.63              |
| <b>Total Personnel Services – Employee Benefits</b>        |            |           |         | <b>\$810,169.98</b>   |
| 300 <u>Purchased Professional and Technical Services</u>   |            |           |         |                       |
| 329 Professional Educational Services – Other              |            |           |         | 11,974.73             |
| 390 Other Purchased Professional and Technical Services    |            |           |         | 485.00                |
| <b>Total Purchased Professional and Technical Services</b> |            |           |         | <b>\$12,459.73</b>    |
| 400 <u>Purchased Property Services</u>                     |            |           |         |                       |
| 430 Repairs and Maintenance Services                       |            |           |         | 2,336.71              |
| <b>Total Purchased Property Services</b>                   |            |           |         | <b>\$2,336.71</b>     |
| 500 <u>Other Purchased Services</u>                        |            |           |         |                       |
| 530 Communications   |            |           |         | 655.85                |
| 580 Travel   |            |           |         | 521.45                |
| <b>Total Other Purchased Services</b>                      |            |           |         | <b>\$1,177.30</b>     |
| 600 <u>Supplies</u>  |            |           |         |                       |
| 610 General Supplies                                       |            |           |         | 23,420.05             |
| 650 Supplies & Fees – Technology Related                   |            |           |         | 349.99                |
| <b>Total Supplies</b>                                      |            |           |         | <b>\$23,770.04</b>    |
| 800 <u>Other Objects</u>                                   |            |           |         |                       |
| 810 Dues and Fees  |            |           |         | 130.00                |
| <b>Total Other Objects</b>                                 |            |           |         | <b>\$130.00</b>       |
| <b>Total 2440 Nursing Services</b>                         |            |           |         | <b>\$2,186,415.73</b> |

LEA : 124159002      West Chester Area SD

Printed 7/14/2021 7:52:29 AM

|   |                   |                  |                |              |
|---|-------------------|------------------|----------------|--------------|
| General Fund (10)                                 |                   |                  |                |              |
| 2450 Nonpublic Health Services                    | <u>Elementary</u> | <u>Secondary</u> | <u>Federal</u> | <u>Total</u> |
| 100 <u>Personnel Services – Salaries</u>          |                   |                  |                |              |
| 100 Personnel Services – Salaries                 |                   |                  |                | 122,779.49   |
| Total Personnel Services – Salaries               |                   |                  |                | \$122,779.49 |
| 200 <u>Personnel Services – Employee Benefits</u> |                   |                  |                |              |
| 210 Group Insurance – Contracted Provider         |                   |                  |                | 261.86       |
| 220 Social Security Contributions                 |                   |                  |                | 7,966.90     |
| 230 PSERS Retirement Contributions                |                   |                  |                | 42,082.61    |
| 250 Unemployment Compensation                     |                   |                  |                | 32.29        |
| 260 Workers' Compensation                         |                   |                  |                | 992.75       |
| 270 Group Insurance – Self-Insurance              |                   |                  |                | 32,746.74    |
| 299 All Other Employee Benefits                   |                   |                  |                | 238.77       |
| Total Personnel Services – Employee Benefits      |                   |                  |                | \$84,321.92  |
| Total 2450 Nonpublic Health Services              |                   |                  |                | \$207,101.41 |

LEA : 124159002      West Chester Area SD

Printed 7/14/2021 7:52:29 AM

|  |                   |                  |                |                |
|--|-------------------|------------------|----------------|----------------|
| General Fund (10)  |                   |                  |                |                |
| 2500 Support Services – Business                         | <u>Elementary</u> | <u>Secondary</u> | <u>Federal</u> | <u>Total</u>   |
| 100 <u>Personnel Services – Salaries</u>                 |                   |                  |                |                |
| 100 Personnel Services – Salaries                        |                   |                  |                | 1,103,102.16   |
| Total Personnel Services – Salaries                      |                   |                  |                | \$1,103,102.16 |
| 200 <u>Personnel Services – Employee Benefits</u>        |                   |                  |                |                |
| 210 Group Insurance – Contracted Provider                |                   |                  |                | 6,058.19       |
| 220 Social Security Contributions                        |                   |                  |                | 71,893.32      |
| 230 PSERS Retirement Contributions                       |                   |                  |                | 359,193.26     |
| 250 Unemployment Compensation                            |                   |                  |                | 290.07         |
| 260 Workers' Compensation                                |                   |                  |                | 8,919.31       |
| 270 Group Insurance – Self-Insurance                     |                   |                  |                | 154,434.04     |
| 299 All Other Employee Benefits                          |                   |                  |                | 2,145.25       |
| Total Personnel Services – Employee Benefits             |                   |                  |                | \$602,933.44   |
| 300 <u>Purchased Professional and Technical Services</u> |                   |                  |                |                |
| 329 Professional Educational Services – Other            |                   |                  |                | 2,319.00       |
| 330 Other Professional Services                          |                   |                  |                | 8,800.00       |
| Total Purchased Professional and Technical Services      |                   |                  |                | \$11,119.00    |
| 400 <u>Purchased Property Services</u>                   |                   |                  |                |                |
| 430 Repairs and Maintenance Services                     |                   |                  |                | 539.40         |
| 440 Rentals  |                   |                  |                | 7,079.70       |
| Total Purchased Property Services                        |                   |                  |                | \$7,619.10     |
| 500 <u>Other Purchased Services</u>                      |                   |                  |                |                |
| 530 Communications                                       |                   |                  |                | 11,393.69      |
| 580 Travel   |                   |                  |                | 1,338.00       |
| Total Other Purchased Services                           |                   |                  |                | \$12,731.69    |
| 600 <u>Supplies</u>                                      |                   |                  |                |                |
| 610 General Supplies                                     |                   |                  |                | 15,536.73      |
| 630 Food   |                   |                  |                | 632.89         |
| 640 Books and Periodicals                                |                   |                  |                | 226.00         |
| 650 Supplies & Fees – Technology Related                 |                   |                  |                | 9,000.00       |
| Total Supplies   |                   |                  |                | \$25,395.62    |
| 800 <u>Other Objects</u>                                 |                   |                  |                |                |
| 810 Dues and Fees  |                   |                  |                | 24,249.87      |
| Total Other Objects                                      |                   |                  |                | \$24,249.87    |
| Total 2500 Support Services – Business                   |                   |                  |                | \$1,787,150.88 |



LEA : 124159002      West Chester Area SD

Printed 7/14/2021 7:52:29 AM

|  |                   |                  |                |                |
|--|-------------------|------------------|----------------|----------------|
| General Fund (10)  |                   |                  |                |                |
| 2510 Fiscal Services                                     |                   |                  |                |                |
|  | <u>Elementary</u> | <u>Secondary</u> | <u>Federal</u> | <u>Total</u>   |
| 100 <u>Personnel Services – Salaries</u>                 |                   |                  |                |                |
| 100 Personnel Services – Salaries                        |                   |                  |                | 980,646.40     |
| Total Personnel Services – Salaries                      |                   |                  |                | \$980,646.40   |
| 200 <u>Personnel Services – Employee Benefits</u>        |                   |                  |                |                |
| 210 Group Insurance – Contracted Provider                |                   |                  |                | 5,618.43       |
| 220 Social Security Contributions                        |                   |                  |                | 63,351.71      |
| 230 PSERS Retirement Contributions                       |                   |                  |                | 317,459.02     |
| 250 Unemployment Compensation                            |                   |                  |                | 257.87         |
| 260 Workers' Compensation                                |                   |                  |                | 7,929.18       |
| 270 Group Insurance – Self-Insurance                     |                   |                  |                | 128,298.02     |
| 299 All Other Employee Benefits                          |                   |                  |                | 1,907.10       |
| Total Personnel Services – Employee Benefits             |                   |                  |                | \$524,821.33   |
| 300 <u>Purchased Professional and Technical Services</u> |                   |                  |                |                |
| 329 Professional Educational Services – Other            |                   |                  |                | 2,319.00       |
| 330 Other Professional Services                          |                   |                  |                | 8,800.00       |
| Total Purchased Professional and Technical Services      |                   |                  |                | \$11,119.00    |
| 400 <u>Purchased Property Services</u>                   |                   |                  |                |                |
| 430 Repairs and Maintenance Services                     |                   |                  |                | 539.40         |
| 440 Rentals  |                   |                  |                | 2,876.94       |
| Total Purchased Property Services                        |                   |                  |                | \$3,416.34     |
| 500 <u>Other Purchased Services</u>                      |                   |                  |                |                |
| 530 Communications                                       |                   |                  |                | 7,392.30       |
| 580 Travel   |                   |                  |                | 1,338.00       |
| Total Other Purchased Services                           |                   |                  |                | \$8,730.30     |
| 600 <u>Supplies</u>                                      |                   |                  |                |                |
| 610 General Supplies                                     |                   |                  |                | 9,589.44       |
| 630 Food   |                   |                  |                | 632.89         |
| 640 Books and Periodicals                                |                   |                  |                | 226.00         |
| 650 Supplies & Fees – Technology Related                 |                   |                  |                | 9,000.00       |
| Total Supplies   |                   |                  |                | \$19,448.33    |
| 800 <u>Other Objects</u>                                 |                   |                  |                |                |
| 810 Dues and Fees  |                   |                  |                | 24,087.87      |
| Total Other Objects                                      |                   |                  |                | \$24,087.87    |
| Total 2510 Fiscal Services                               |                   |                  |                | \$1,572,269.57 |

LEA : 124159002      West Chester Area SD

Printed 7/14/2021 7:52:29 AM

|   |                   |                  |                |              |
|---|-------------------|------------------|----------------|--------------|
| General Fund (10)   |                   |                  |                |              |
| 2511 Supervision of Fiscal Services - Head of Component       | <u>Elementary</u> | <u>Secondary</u> | <u>Federal</u> | <u>Total</u> |
| 100 <u>Personnel Services – Salaries</u>                      |                   |                  |                |              |
| 100 Personnel Services – Salaries                             |                   |                  |                | 332,803.82   |
| Total Personnel Services – Salaries                           |                   |                  |                | \$332,803.82 |
| 200 <u>Personnel Services – Employee Benefits</u>             |                   |                  |                |              |
| 210 Group Insurance – Contracted Provider                     |                   |                  |                | 3,513.79     |
| 220 Social Security Contributions                             |                   |                  |                | 17,664.15    |
| 230 PSERS Retirement Contributions                            |                   |                  |                | 98,587.96    |
| 250 Unemployment Compensation                                 |                   |                  |                | 87.51        |
| 260 Workers' Compensation                                     |                   |                  |                | 2,690.94     |
| 270 Group Insurance – Self-Insurance                          |                   |                  |                | 25,487.65    |
| 299 All Other Employee Benefits                               |                   |                  |                | 647.22       |
| Total Personnel Services – Employee Benefits                  |                   |                  |                | \$148,679.22 |
| 300 <u>Purchased Professional and Technical Services</u>      |                   |                  |                |              |
| 329 Professional Educational Services – Other                 |                   |                  |                | 575.00       |
| Total Purchased Professional and Technical Services           |                   |                  |                | \$575.00     |
| 500 <u>Other Purchased Services</u>                           |                   |                  |                |              |
| 530 Communications  |                   |                  |                | 839.80       |
| Total Other Purchased Services                                |                   |                  |                | \$839.80     |
| 800 <u>Other Objects</u>                                      |                   |                  |                |              |
| 810 Dues and Fees   |                   |                  |                | 1,592.85     |
| Total Other Objects   |                   |                  |                | \$1,592.85   |
| Total 2511 Supervision of Fiscal Services - Head of Component |                   |                  |                | \$484,490.69 |

LEA : 124159002      West Chester Area SD

Printed 7/14/2021 7:52:29 AM

|  |                   |                  |                |              |
|--|-------------------|------------------|----------------|--------------|
| General Fund (10)                                  |                   |                  |                |              |
| 2513 Receiving and Disbursing Funds Services       | <u>Elementary</u> | <u>Secondary</u> | <u>Federal</u> | <u>Total</u> |
| 100 <u>Personnel Services – Salaries</u>           |                   |                  |                |              |
| 100 Personnel Services – Salaries                  |                   |                  |                | 152,017.34   |
| Total Personnel Services – Salaries                |                   |                  |                | \$152,017.34 |
| 200 <u>Personnel Services – Employee Benefits</u>  |                   |                  |                |              |
| 210 Group Insurance – Contracted Provider          |                   |                  |                | 336.27       |
| 220 Social Security Contributions                  |                   |                  |                | 10,269.88    |
| 230 PSERS Retirement Contributions                 |                   |                  |                | 51,114.61    |
| 250 Unemployment Compensation                      |                   |                  |                | 39.97        |
| 260 Workers' Compensation                          |                   |                  |                | 1,229.16     |
| 270 Group Insurance – Self-Insurance               |                   |                  |                | 38,339.59    |
| 299 All Other Employee Benefits                    |                   |                  |                | 295.63       |
| Total Personnel Services – Employee Benefits       |                   |                  |                | \$101,625.11 |
| Total 2513 Receiving and Disbursing Funds Services |                   |                  |                | \$253,642.45 |

LEA : 124159002     West Chester Area SD

Printed 7/14/2021 7:52:29 AM

General Fund (10)

2514 Payroll Services

|  | <u>Elementary</u> | <u>Secondary</u> | <u>Federal</u> | <u>Total</u>        |
|--|-------------------|------------------|----------------|---------------------|
| <b>100 <u>Personnel Services – Salaries</u></b>          |                   |                  |                |                     |
| 100 Personnel Services – Salaries                        |                   |                  |                | 112,396.15          |
| <b>Total Personnel Services – Salaries</b>               |                   |                  |                | <b>\$112,396.15</b> |
| <b>200 <u>Personnel Services – Employee Benefits</u></b> |                   |                  |                |                     |
| 210 Group Insurance – Contracted Provider                |                   |                  |                | 445.00              |
| 220 Social Security Contributions                        |                   |                  |                | 7,479.73            |
| 230 PSERS Retirement Contributions                       |                   |                  |                | 37,723.15           |
| 250 Unemployment Compensation                            |                   |                  |                | 29.56               |
| 260 Workers' Compensation                                |                   |                  |                | 908.80              |
| 270 Group Insurance – Self-Insurance                     |                   |                  |                | 26,239.29           |
| 299 All Other Employee Benefits                          |                   |                  |                | 218.58              |
| <b>Total Personnel Services – Employee Benefits</b>      |                   |                  |                | <b>\$73,044.11</b>  |
| <b>500 <u>Other Purchased Services</u></b>               |                   |                  |                |                     |
| 530 Communications                                       |                   |                  |                | 419.90              |
| <b>Total Other Purchased Services</b>                    |                   |                  |                | <b>\$419.90</b>     |
| <b>Total 2514 Payroll Services</b>                       |                   |                  |                | <b>\$185,860.16</b> |

LEA : 124159002      West Chester Area SD

Printed 7/14/2021 7:52:29 AM

|  |                   |                  |                |              |
|--|-------------------|------------------|----------------|--------------|
| General Fund (10)  |                   |                  |                |              |
| 2515 Financial Accounting Services                       | <u>Elementary</u> | <u>Secondary</u> | <u>Federal</u> | <u>Total</u> |
| 100 <u>Personnel Services – Salaries</u>                 |                   |                  |                |              |
| 100 Personnel Services – Salaries                        |                   |                  |                | 383,429.09   |
| Total Personnel Services – Salaries                      |                   |                  |                | \$383,429.09 |
| 200 <u>Personnel Services – Employee Benefits</u>        |                   |                  |                |              |
| 210 Group Insurance – Contracted Provider                |                   |                  |                | 1,323.37     |
| 220 Social Security Contributions                        |                   |                  |                | 27,937.95    |
| 230 PSERS Retirement Contributions                       |                   |                  |                | 130,033.30   |
| 250 Unemployment Compensation                            |                   |                  |                | 100.83       |
| 260 Workers' Compensation                                |                   |                  |                | 3,100.28     |
| 270 Group Insurance – Self-Insurance                     |                   |                  |                | 38,231.49    |
| 299 All Other Employee Benefits                          |                   |                  |                | 745.67       |
| Total Personnel Services – Employee Benefits             |                   |                  |                | \$201,472.89 |
| 300 <u>Purchased Professional and Technical Services</u> |                   |                  |                |              |
| 329 Professional Educational Services – Other            |                   |                  |                | 1,744.00     |
| 330 Other Professional Services                          |                   |                  |                | 8,800.00     |
| Total Purchased Professional and Technical Services      |                   |                  |                | \$10,544.00  |
| 400 <u>Purchased Property Services</u>                   |                   |                  |                |              |
| 430 Repairs and Maintenance Services                     |                   |                  |                | 539.40       |
| 440 Rentals  |                   |                  |                | 2,876.94     |
| Total Purchased Property Services                        |                   |                  |                | \$3,416.34   |
| 500 <u>Other Purchased Services</u>                      |                   |                  |                |              |
| 530 Communications                                       |                   |                  |                | 6,132.60     |
| 580 Travel   |                   |                  |                | 1,338.00     |
| Total Other Purchased Services                           |                   |                  |                | \$7,470.60   |
| 600 <u>Supplies</u>                                      |                   |                  |                |              |
| 610 General Supplies                                     |                   |                  |                | 9,589.44     |
| 630 Food   |                   |                  |                | 632.89       |
| 640 Books and Periodicals                                |                   |                  |                | 226.00       |
| 650 Supplies & Fees – Technology Related                 |                   |                  |                | 9,000.00     |
| Total Supplies   |                   |                  |                | \$19,448.33  |
| 800 <u>Other Objects</u>                                 |                   |                  |                |              |
| 810 Dues and Fees  |                   |                  |                | 22,495.02    |
| Total Other Objects                                      |                   |                  |                | \$22,495.02  |
| Total 2515 Financial Accounting Services                 |                   |                  |                | \$648,276.27 |

LEA : 124159002      West Chester Area SD

Printed 7/14/2021 7:52:29 AM

|   |                   |                  |                |              |
|---|-------------------|------------------|----------------|--------------|
| General Fund (10)                                 |                   |                  |                |              |
| 2520 Purchasing Services                          | <u>Elementary</u> | <u>Secondary</u> | <u>Federal</u> | <u>Total</u> |
| 100 <u>Personnel Services – Salaries</u>          |                   |                  |                |              |
| 100 Personnel Services – Salaries                 |                   |                  |                | 65,836.76    |
| Total Personnel Services – Salaries               |                   |                  |                | \$65,836.76  |
| 200 <u>Personnel Services – Employee Benefits</u> |                   |                  |                |              |
| 210 Group Insurance – Contracted Provider         |                   |                  |                | 258.65       |
| 220 Social Security Contributions                 |                   |                  |                | 4,619.98     |
| 230 PSERS Retirement Contributions                |                   |                  |                | 22,313.89    |
| 250 Unemployment Compensation                     |                   |                  |                | 17.31        |
| 260 Workers' Compensation                         |                   |                  |                | 532.33       |
| 270 Group Insurance – Self-Insurance              |                   |                  |                | 13,586.79    |
| 299 All Other Employee Benefits                   |                   |                  |                | 128.04       |
| Total Personnel Services – Employee Benefits      |                   |                  |                | \$41,456.99  |
| 800 <u>Other Objects</u>                          |                   |                  |                |              |
| 810 Dues and Fees                                 |                   |                  |                | 162.00       |
| Total Other Objects                               |                   |                  |                | \$162.00     |
| Total 2520 Purchasing Services                    |                   |                  |                | \$107,455.75 |

LEA : 124159002      West Chester Area SD

Printed 7/14/2021 7:52:29 AM

|   |                   |                  |                |              |
|---|-------------------|------------------|----------------|--------------|
| General Fund (10)                                 |                   |                  |                |              |
| 2530 Warehousing and Distributing Services        | <u>Elementary</u> | <u>Secondary</u> | <u>Federal</u> | <u>Total</u> |
| 100 <u>Personnel Services – Salaries</u>          |                   |                  |                |              |
| 100 Personnel Services – Salaries                 |                   |                  |                | 56,619.00    |
| Total Personnel Services – Salaries               |                   |                  |                | \$56,619.00  |
| 200 <u>Personnel Services – Employee Benefits</u> |                   |                  |                |              |
| 210 Group Insurance – Contracted Provider         |                   |                  |                | 181.11       |
| 220 Social Security Contributions                 |                   |                  |                | 3,921.63     |
| 230 PSERS Retirement Contributions                |                   |                  |                | 19,420.35    |
| 250 Unemployment Compensation                     |                   |                  |                | 14.89        |
| 260 Workers' Compensation                         |                   |                  |                | 457.80       |
| 270 Group Insurance – Self-Insurance              |                   |                  |                | 12,549.23    |
| 299 All Other Employee Benefits                   |                   |                  |                | 110.11       |
| Total Personnel Services – Employee Benefits      |                   |                  |                | \$36,655.12  |
| 400 <u>Purchased Property Services</u>            |                   |                  |                |              |
| 440 Rentals                                       |                   |                  |                | 4,202.76     |
| Total Purchased Property Services                 |                   |                  |                | \$4,202.76   |
| 500 <u>Other Purchased Services</u>               |                   |                  |                |              |
| 530 Communications                                |                   |                  |                | 4,001.39     |
| Total Other Purchased Services                    |                   |                  |                | \$4,001.39   |
| 600 <u>Supplies</u>                               |                   |                  |                |              |
| 610 General Supplies                              |                   |                  |                | 5,947.29     |
| Total Supplies                                    |                   |                  |                | \$5,947.29   |
| Total 2530 Warehousing and Distributing Services  |                   |                  |                | \$107,425.56 |

LEA : 124159002      West Chester Area SD

Printed 7/14/2021 7:52:29 AM

|  |                   |                  |                |   |
|--|-------------------|------------------|----------------|---|
| General Fund (10)  |                   |                  |                |   |
| 2600 Operation and Maintenance of Plant Services         | <u>Elementary</u> | <u>Secondary</u> | <u>Federal</u> | <u>Total</u>  |
| 100 <u>Personnel Services – Salaries</u>                 |                   |                  |                |   |
| 100 Personnel Services – Salaries                        |                   |                  |                | 7,072,715.99  |
| Total Personnel Services – Salaries                      |                   |                  |                | \$7,072,715.99  |
| 200 <u>Personnel Services – Employee Benefits</u>        |                   |                  |                |   |
| 210 Group Insurance – Contracted Provider                |                   |                  |                | 20,173.57   |
| 220 Social Security Contributions                        |                   |                  |                | 516,238.74  |
| 230 PSERS Retirement Contributions                       |                   |                  |                | 2,424,670.24  |
| 250 Unemployment Compensation                            |                   |                  |                | 1,849.29  |
| 260 Workers' Compensation                                |                   |                  |                | 56,861.63   |
| 270 Group Insurance – Self-Insurance                     |                   |                  |                | 974,566.36  |
| 299 All Other Employee Benefits                          |                   |                  |                | 13,676.20   |
| Total Personnel Services – Employee Benefits             |                   |                  |                | \$4,008,036.03  |
| 300 <u>Purchased Professional and Technical Services</u> |                   |                  |                |   |
| 329 Professional Educational Services – Other            |                   |                  |                | 1,689.00  |
| 330 Other Professional Services                          |                   |                  |                | 82,410.76   |
| 350 Security / Safety Services                           |                   |                  |                | 45,250.00   |
| Total Purchased Professional and Technical Services      |                   |                  |                | \$129,349.76  |
| 400 <u>Purchased Property Services</u>                   |                   |                  |                |   |
| 420 Utility Services                                     |                   |                  |                | 2,161,065.09  |
| 430 Repairs and Maintenance Services                     |                   |                  |                | 652,228.07  |
| 440 Rentals  |                   |                  |                | 24,188.13   |
| Total Purchased Property Services                        |                   |                  |                | \$2,837,481.29  |
| 500 <u>Other Purchased Services</u>                      |                   |                  |                |   |
| 521 Fire Insurance                                       |                   |                  |                | 182,384.00  |
| 522 Automotive Liability Insurance                       |                   |                  |                | 49,003.00   |
| 523 General Property and Liability Insurance             |                   |                  |                | 134,935.00  |
| 529 Other Insurance                                      |                   |                  |                | 28,246.41   |
| 530 Communications                                       |                   |                  |                | 212,175.05  |
| 580 Travel   |                   |                  |                | 3,896.51  |
| Total Other Purchased Services                           |                   |                  |                | \$610,639.97  |
| 600 <u>Supplies</u>                                      |                   |                  |                |   |
| 610 General Supplies                                     | 329,870.17        | 308,892.90       | 53,860.60      | 692,623.67  |
| 620 Energy   |                   |                  |                | 568,211.15  |
| 630 Food   |                   |                  |                | 1,403.53  |
| 640 Books and Periodicals                                |                   |                  |                | 292.05  |
| 650 Supplies & Fees – Technology Related                 |                   |                  |                | 3,550.00  |
| Total Supplies   |                   |                  |                | \$329,870.17      \$308,892.90      \$53,860.60      \$1,266,080.40 |
| 700 <u>Property</u>                                      |                   |                  |                |   |
| 762 Capitalized Equipment - Replacement                  |                   |                  |                | 126,227.56  |
| Total Property   |                   |                  |                | \$126,227.56  |
| 800 <u>Other Objects</u>                                 |                   |                  |                |   |



LEA : 124159002      West Chester Area SD

Printed 7/14/2021 7:52:29 AM

|  |                   |                  |                |                 |
|--|-------------------|------------------|----------------|-----------------|
| General Fund (10)                                      |                   |                  |                |                 |
| 2600 Operation and Maintenance of Plant Services       | <u>Elementary</u> | <u>Secondary</u> | <u>Federal</u> | <u>Total</u>    |
| 800 <u>Other Objects</u>                               |                   |                  |                |                 |
| 810 Dues and Fees                                      |                   |                  |                | 18,337.04       |
| Total Other Objects                                    |                   |                  |                | \$18,337.04     |
| Total 2600 Operation and Maintenance of Plant Services | \$329,870.17      | \$308,892.90     | \$53,860.60    | \$16,068,868.04 |

LEA : 124159002      West Chester Area SD

Printed 7/14/2021 7:52:29 AM

General Fund (10)

| 2610 Supervision of Operation and Maintenance of Plant Services              | <u>Elementary</u> | <u>Secondary</u> | <u>Federal</u> | <u>Total</u>          |
|--|-------------------|------------------|----------------|-----------------------|
| 100 <u>Personnel Services – Salaries</u>                                     |                   |                  |                |                       |
| 100 Personnel Services – Salaries  |                   |                  |                | 1,928,605.75          |
| <b>Total Personnel Services – Salaries</b>                                   |                   |                  |                | <b>\$1,928,605.75</b> |
| 200 <u>Personnel Services – Employee Benefits</u>                            |                   |                  |                |                       |
| 210 Group Insurance – Contracted Provider                                    |                   |                  |                | 8,011.28              |
| 220 Social Security Contributions  |                   |                  |                | 132,165.65            |
| 230 PSERS Retirement Contributions   |                   |                  |                | 641,584.68            |
| 250 Unemployment Compensation  |                   |                  |                | 506.58                |
| 260 Workers' Compensation  |                   |                  |                | 15,576.41             |
| 270 Group Insurance – Self-Insurance   |                   |                  |                | 266,383.03            |
| 299 All Other Employee Benefits  |                   |                  |                | 3,746.40              |
| <b>Total Personnel Services – Employee Benefits</b>                          |                   |                  |                | <b>\$1,067,974.03</b> |
| 300 <u>Purchased Professional and Technical Services</u>                     |                   |                  |                |                       |
| 329 Professional Educational Services – Other                                |                   |                  |                | 1,689.00              |
| <b>Total Purchased Professional and Technical Services</b>                   |                   |                  |                | <b>\$1,689.00</b>     |
| 500 <u>Other Purchased Services</u>  |                   |                  |                |                       |
| 530 Communications   |                   |                  |                | 25,000.51             |
| 580 Travel   |                   |                  |                | 2,618.72              |
| <b>Total Other Purchased Services</b>  |                   |                  |                | <b>\$27,619.23</b>    |
| 600 <u>Supplies</u>  |                   |                  |                |                       |
| 640 Books and Periodicals  |                   |                  |                | 292.05                |
| <b>Total Supplies</b>  |                   |                  |                | <b>\$292.05</b>       |
| 800 <u>Other Objects</u>   |                   |                  |                |                       |
| 810 Dues and Fees  |                   |                  |                | 2,475.39              |
| <b>Total Other Objects</b>   |                   |                  |                | <b>\$2,475.39</b>     |
| <b>Total 2610 Supervision of Operation and Maintenance of Plant Services</b> |                   |                  |                | <b>\$3,028,655.45</b> |

LEA : 124159002      West Chester Area SD

Printed 7/14/2021 7:52:29 AM

|   |                   |                  |                |              |
|---|-------------------|------------------|----------------|--------------|
| General Fund (10)   |                   |                  |                |              |
| 2611 Supervision of Operation and Maintenance of Plant Services – Head of Component       | <u>Elementary</u> | <u>Secondary</u> | <u>Federal</u> | <u>Total</u> |
| 100 <u>Personnel Services – Salaries</u>  |                   |                  |                |              |
| 100 Personnel Services – Salaries   |                   |                  |                | 258,577.20   |
| Total Personnel Services – Salaries   |                   |                  |                | \$258,577.20 |
| 200 <u>Personnel Services – Employee Benefits</u>   |                   |                  |                |              |
| 210 Group Insurance – Contracted Provider   |                   |                  |                | 2,801.06     |
| 220 Social Security Contributions   |                   |                  |                | 15,280.15    |
| 230 PSERS Retirement Contributions  |                   |                  |                | 81,275.91    |
| 250 Unemployment Compensation   |                   |                  |                | 67.42        |
| 260 Workers' Compensation   |                   |                  |                | 2,073.15     |
| 270 Group Insurance – Self-Insurance  |                   |                  |                | 10,688.16    |
| 299 All Other Employee Benefits   |                   |                  |                | 498.63       |
| Total Personnel Services – Employee Benefits  |                   |                  |                | \$112,684.48 |
| 500 <u>Other Purchased Services</u>   |                   |                  |                |              |
| 580 Travel  |                   |                  |                | 185.00       |
| Total Other Purchased Services  |                   |                  |                | \$185.00     |
| Total 2611 Supervision of Operation and Maintenance of Plant Services – Head of Component |                   |                  |                | \$371,446.68 |

LEA : 124159002      West Chester Area SD

Printed 7/14/2021 7:52:29 AM

General Fund (10)

| 2619 Supervision of Operation and Maintenance of Plant Services – All Other Supervision              | <u>Elementary</u> | <u>Secondary</u> | <u>Federal</u> | <u>Total</u>          |
|--|-------------------|------------------|----------------|-----------------------|
| 100 <u>Personnel Services – Salaries</u>   |                   |                  |                |                       |
| 100 Personnel Services – Salaries  |                   |                  |                | 1,670,028.55          |
| <b>Total Personnel Services – Salaries</b>   |                   |                  |                | <b>\$1,670,028.55</b> |
| 200 <u>Personnel Services – Employee Benefits</u>  |                   |                  |                |                       |
| 210 Group Insurance – Contracted Provider  |                   |                  |                | 5,210.22              |
| 220 Social Security Contributions  |                   |                  |                | 116,885.50            |
| 230 PSERS Retirement Contributions   |                   |                  |                | 560,308.77            |
| 250 Unemployment Compensation  |                   |                  |                | 439.16                |
| 260 Workers' Compensation  |                   |                  |                | 13,503.26             |
| 270 Group Insurance – Self-Insurance   |                   |                  |                | 255,694.87            |
| 299 All Other Employee Benefits  |                   |                  |                | 3,247.77              |
| <b>Total Personnel Services – Employee Benefits</b>  |                   |                  |                | <b>\$955,289.55</b>   |
| 300 <u>Purchased Professional and Technical Services</u>   |                   |                  |                |                       |
| 329 Professional Educational Services – Other  |                   |                  |                | 1,689.00              |
| <b>Total Purchased Professional and Technical Services</b>   |                   |                  |                | <b>\$1,689.00</b>     |
| 500 <u>Other Purchased Services</u>  |                   |                  |                |                       |
| 530 Communications   |                   |                  |                | 25,000.51             |
| 580 Travel   |                   |                  |                | 2,433.72              |
| <b>Total Other Purchased Services</b>  |                   |                  |                | <b>\$27,434.23</b>    |
| 600 <u>Supplies</u>  |                   |                  |                |                       |
| 640 Books and Periodicals  |                   |                  |                | 292.05                |
| <b>Total Supplies</b>  |                   |                  |                | <b>\$292.05</b>       |
| 800 <u>Other Objects</u>   |                   |                  |                |                       |
| 810 Dues and Fees  |                   |                  |                | 2,475.39              |
| <b>Total Other Objects</b>   |                   |                  |                | <b>\$2,475.39</b>     |
| <b>Total 2619 Supervision of Operation and Maintenance of Plant Services – All Other Supervision</b> |                   |                  |                | <b>\$2,657,208.77</b> |

LEA : 124159002      West Chester Area SD

Printed 7/14/2021 7:52:29 AM

|   |                          |                         |                       |                        |
|---|--------------------------|-------------------------|-----------------------|------------------------|
| <b>General Fund (10)</b>  |                          |                         |                       |                        |
| <b>2620 Operation of Buildings Services</b>                     | <b><u>Elementary</u></b> | <b><u>Secondary</u></b> | <b><u>Federal</u></b> | <b><u>Total</u></b>    |
| <b>100 <u>Personnel Services – Salaries</u></b>                 |                          |                         |                       |                        |
| 100 Personnel Services – Salaries                               |                          |                         |                       | 4,442,251.91           |
| <b>Total Personnel Services – Salaries</b>                      |                          |                         |                       | <b>\$4,442,251.91</b>  |
| <b>200 <u>Personnel Services – Employee Benefits</u></b>        |                          |                         |                       |                        |
| 210 Group Insurance – Contracted Provider                       |                          |                         |                       | 10,239.81              |
| 220 Social Security Contributions                               |                          |                         |                       | 333,342.95             |
| 230 PSERS Retirement Contributions                              |                          |                         |                       | 1,540,110.99           |
| 250 Unemployment Compensation                                   |                          |                         |                       | 1,163.87               |
| 260 Workers' Compensation                                       |                          |                         |                       | 35,786.03              |
| 270 Group Insurance – Self-Insurance                            |                          |                         |                       | 601,957.38             |
| 299 All Other Employee Benefits                                 |                          |                         |                       | 8,607.15               |
| <b>Total Personnel Services – Employee Benefits</b>             |                          |                         |                       | <b>\$2,531,208.18</b>  |
| <b>300 <u>Purchased Professional and Technical Services</u></b> |                          |                         |                       |                        |
| 330 Other Professional Services                                 |                          |                         |                       | 82,410.76              |
| <b>Total Purchased Professional and Technical Services</b>      |                          |                         |                       | <b>\$82,410.76</b>     |
| <b>400 <u>Purchased Property Services</u></b>                   |                          |                         |                       |                        |
| 420 Utility Services  |                          |                         |                       | 2,161,065.09           |
| 430 Repairs and Maintenance Services                            |                          |                         |                       | 547,410.04             |
| 440 Rentals   |                          |                         |                       | 21,774.36              |
| <b>Total Purchased Property Services</b>                        |                          |                         |                       | <b>\$2,730,249.49</b>  |
| <b>500 <u>Other Purchased Services</u></b>                      |                          |                         |                       |                        |
| 521 Fire Insurance  |                          |                         |                       | 182,384.00             |
| 522 Automotive Liability Insurance                              |                          |                         |                       | 49,003.00              |
| 523 General Property and Liability Insurance                    |                          |                         |                       | 134,935.00             |
| 529 Other Insurance   |                          |                         |                       | 28,246.41              |
| 530 Communications  |                          |                         |                       | 187,174.54             |
| 580 Travel  |                          |                         |                       | 1,277.79               |
| <b>Total Other Purchased Services</b>                           |                          |                         |                       | <b>\$583,020.74</b>    |
| <b>600 <u>Supplies</u></b>                                      |                          |                         |                       |                        |
| 610 General Supplies  | 270,556.25               | 253,350.87              | 53,860.60             | 577,767.72             |
| 620 Energy  |                          |                         |                       | 517,425.73             |
| 630 Food  |                          |                         |                       | 1,403.53               |
| 650 Supplies & Fees – Technology Related                        |                          |                         |                       | 3,550.00               |
| <b>Total Supplies</b>   | <b>\$270,556.25</b>      | <b>\$253,350.87</b>     | <b>\$53,860.60</b>    | <b>\$1,100,146.98</b>  |
| <b>700 <u>Property</u></b>                                      |                          |                         |                       |                        |
| 762 Capitalized Equipment - Replacement                         |                          |                         |                       | 58,221.56              |
| <b>Total Property</b>   |                          |                         |                       | <b>\$58,221.56</b>     |
| <b>800 <u>Other Objects</u></b>                                 |                          |                         |                       |                        |
| 810 Dues and Fees   |                          |                         |                       | 15,681.65              |
| <b>Total Other Objects</b>                                      |                          |                         |                       | <b>\$15,681.65</b>     |
| <b>Total 2620 Operation of Buildings Services</b>               | <b>\$270,556.25</b>      | <b>\$253,350.87</b>     | <b>\$53,860.60</b>    | <b>\$11,543,191.27</b> |

LEA : 124159002      West Chester Area SD

Printed 7/14/2021 7:52:29 AM

|   |                   |                  |                |                |
|---|-------------------|------------------|----------------|----------------|
| General Fund (10)                                 |                   |                  |                |                |
| 2630 Care and Upkeep of Grounds Services          | <u>Elementary</u> | <u>Secondary</u> | <u>Federal</u> | <u>Total</u>   |
| 100 <u>Personnel Services – Salaries</u>          |                   |                  |                |                |
| 100 Personnel Services – Salaries                 |                   |                  |                | 555,845.12     |
| Total Personnel Services – Salaries               |                   |                  |                | \$555,845.12   |
| 200 <u>Personnel Services – Employee Benefits</u> |                   |                  |                |                |
| 210 Group Insurance – Contracted Provider         |                   |                  |                | 1,488.76       |
| 220 Social Security Contributions                 |                   |                  |                | 40,533.43      |
| 230 PSERS Retirement Contributions                |                   |                  |                | 192,946.45     |
| 250 Unemployment Compensation                     |                   |                  |                | 140.45         |
| 260 Workers' Compensation                         |                   |                  |                | 4,318.58       |
| 270 Group Insurance – Self-Insurance              |                   |                  |                | 82,390.26      |
| 299 All Other Employee Benefits                   |                   |                  |                | 1,038.69       |
| Total Personnel Services – Employee Benefits      |                   |                  |                | \$322,856.62   |
| 400 <u>Purchased Property Services</u>            |                   |                  |                |                |
| 430 Repairs and Maintenance Services              |                   |                  |                | 101,100.73     |
| 440 Rentals                                       |                   |                  |                | 2,413.77       |
| Total Purchased Property Services                 |                   |                  |                | \$103,514.50   |
| 600 <u>Supplies</u>                               |                   |                  |                |                |
| 610 General Supplies                              | 29,906.60         | 28,004.79        |                | 57,911.39      |
| Total Supplies                                    | \$29,906.60       | \$28,004.79      |                | \$57,911.39    |
| 700 <u>Property</u>                               |                   |                  |                |                |
| 762 Capitalized Equipment - Replacement           |                   |                  |                | 68,006.00      |
| Total Property                                    |                   |                  |                | \$68,006.00    |
| 800 <u>Other Objects</u>                          |                   |                  |                |                |
| 810 Dues and Fees                                 |                   |                  |                | 180.00         |
| Total Other Objects                               |                   |                  |                | \$180.00       |
| Total 2630 Care and Upkeep of Grounds Services    | \$29,906.60       | \$28,004.79      |                | \$1,108,313.63 |

LEA : 124159002      West Chester Area SD

Printed 7/14/2021 7:52:29 AM

|  |                   |                  |                |              |
|--|-------------------|------------------|----------------|--------------|
| General Fund (10)  |                   |                  |                |              |
| 2650 Vehicle Operation and Maintenance Services (Other Than Student Transportation Vehicles)       | <u>Elementary</u> | <u>Secondary</u> | <u>Federal</u> | <u>Total</u> |
| 100 <u>Personnel Services – Salaries</u>   |                   |                  |                |              |
| 100 Personnel Services – Salaries  |                   |                  |                | 70,320.81    |
| Total Personnel Services – Salaries  |                   |                  |                | \$70,320.81  |
| 200 <u>Personnel Services – Employee Benefits</u>  |                   |                  |                |              |
| 210 Group Insurance – Contracted Provider  |                   |                  |                | 103.92       |
| 220 Social Security Contributions  |                   |                  |                | 4,812.95     |
| 230 PSERS Retirement Contributions   |                   |                  |                | 24,120.40    |
| 250 Unemployment Compensation  |                   |                  |                | 18.49        |
| 260 Workers' Compensation  |                   |                  |                | 568.59       |
| 270 Group Insurance – Self-Insurance   |                   |                  |                | 12,549.23    |
| 299 All Other Employee Benefits  |                   |                  |                | 136.76       |
| Total Personnel Services – Employee Benefits   |                   |                  |                | \$42,310.34  |
| 400 <u>Purchased Property Services</u>   |                   |                  |                |              |
| 430 Repairs and Maintenance Services   |                   |                  |                | 3,717.30     |
| Total Purchased Property Services  |                   |                  |                | \$3,717.30   |
| 600 <u>Supplies</u>  |                   |                  |                |              |
| 610 General Supplies   | 29,407.32         | 27,537.24        |                | 56,944.56    |
| 620 Energy   |                   |                  |                | 50,785.42    |
| Total Supplies   | \$29,407.32       | \$27,537.24      |                | \$107,729.98 |
| Total 2650 Vehicle Operation and Maintenance Services (Other Than Student Transportation Vehicles) | \$29,407.32       | \$27,537.24      |                | \$224,078.43 |

LEA : 124159002     West Chester Area SD

Printed 7/14/2021 7:52:29 AM

General Fund (10)

| 2660 Safety and Security Services                        | <u>Elementary</u> | <u>Secondary</u> | <u>Federal</u> | <u>Total</u> |
|--|-------------------|------------------|----------------|--------------|
| 100 <u>Personnel Services – Salaries</u>                 |                   |                  |                |              |
| 100 Personnel Services – Salaries                        |                   |                  |                | 75,692.40    |
| Total Personnel Services – Salaries                      |                   |                  |                | \$75,692.40  |
| 200 <u>Personnel Services – Employee Benefits</u>        |                   |                  |                |              |
| 210 Group Insurance – Contracted Provider                |                   |                  |                | 329.80       |
| 220 Social Security Contributions                        |                   |                  |                | 5,383.76     |
| 230 PSERS Retirement Contributions                       |                   |                  |                | 25,907.72    |
| 250 Unemployment Compensation                            |                   |                  |                | 19.90        |
| 260 Workers' Compensation                                |                   |                  |                | 612.02       |
| 270 Group Insurance – Self-Insurance                     |                   |                  |                | 11,286.46    |
| 299 All Other Employee Benefits                          |                   |                  |                | 147.20       |
| Total Personnel Services – Employee Benefits             |                   |                  |                | \$43,686.86  |
| 300 <u>Purchased Professional and Technical Services</u> |                   |                  |                |              |
| 350 Security / Safety Services                           |                   |                  |                | 45,250.00    |
| Total Purchased Professional and Technical Services      |                   |                  |                | \$45,250.00  |
| Total 2660 Safety and Security Services                  |                   |                  |                | \$164,629.26 |



LEA : 124159002      West Chester Area SD

Printed 7/14/2021 7:52:29 AM

|   |                          |                         |                       |                        |
|---|--------------------------|-------------------------|-----------------------|------------------------|
| <b>General Fund (10)</b>  |                          |                         |                       |                        |
| <b>2700 Student Transportation Services</b>                     | <b><u>Elementary</u></b> | <b><u>Secondary</u></b> | <b><u>Federal</u></b> | <b><u>Total</u></b>    |
| <b>100 <u>Personnel Services – Salaries</u></b>                 |                          |                         |                       |                        |
| 100 Personnel Services – Salaries                               |                          |                         |                       | 212,398.00             |
| <b>Total Personnel Services – Salaries</b>                      |                          |                         |                       | <b>\$212,398.00</b>    |
| <b>200 <u>Personnel Services – Employee Benefits</u></b>        |                          |                         |                       |                        |
| 210 Group Insurance – Contracted Provider                       |                          |                         |                       | 882.35                 |
| 220 Social Security Contributions                               |                          |                         |                       | 15,520.72              |
| 230 PSERS Retirement Contributions                              |                          |                         |                       | 68,152.64              |
| 250 Unemployment Compensation                                   |                          |                         |                       | 55.77                  |
| 260 Workers' Compensation                                       |                          |                         |                       | 1,714.89               |
| 270 Group Insurance – Self-Insurance                            |                          |                         |                       | 28,222.65              |
| 299 All Other Employee Benefits                                 |                          |                         |                       | 412.46                 |
| <b>Total Personnel Services – Employee Benefits</b>             |                          |                         |                       | <b>\$114,961.48</b>    |
| <b>300 <u>Purchased Professional and Technical Services</u></b> |                          |                         |                       |                        |
| 329 Professional Educational Services – Other                   |                          |                         |                       | 1,635.00               |
| <b>Total Purchased Professional and Technical Services</b>      |                          |                         |                       | <b>\$1,635.00</b>      |
| <b>400 <u>Purchased Property Services</u></b>                   |                          |                         |                       |                        |
| 430 Repairs and Maintenance Services                            |                          |                         |                       | 389.93                 |
| 440 Rentals   |                          |                         |                       | 1,544.63               |
| <b>Total Purchased Property Services</b>                        |                          |                         |                       | <b>\$1,934.56</b>      |
| <b>500 <u>Other Purchased Services</u></b>                      |                          |                         |                       |                        |
| 513 Contracted Carriers   |                          |                         | 10,000.00             | 12,050,379.93          |
| 516 Student Transportation Services From the IU                 |                          |                         |                       | 6,490.86               |
| 530 Communications  |                          |                         |                       | 161.50                 |
| 550 Printing and Binding  |                          |                         |                       | 2,035.79               |
| 580 Travel  |                          |                         |                       | 1,021.40               |
| <b>Total Other Purchased Services</b>                           |                          |                         | <b>\$10,000.00</b>    | <b>\$12,060,089.48</b> |
| <b>600 <u>Supplies</u></b>                                      |                          |                         |                       |                        |
| 610 General Supplies  |                          |                         |                       | 6,049.48               |
| 630 Food  |                          |                         |                       | 1,355.00               |
| 640 Books and Periodicals                                       |                          |                         |                       | 217.00                 |
| 650 Supplies & Fees – Technology Related                        |                          |                         |                       | 10,515.00              |
| <b>Total Supplies</b>   |                          |                         |                       | <b>\$18,136.48</b>     |
| <b>800 <u>Other Objects</u></b>                                 |                          |                         |                       |                        |
| 810 Dues and Fees   |                          |                         |                       | 420.00                 |
| <b>Total Other Objects</b>                                      |                          |                         |                       | <b>\$420.00</b>        |
| <b>Total 2700 Student Transportation Services</b>               |                          |                         | <b>\$10,000.00</b>    | <b>\$12,409,575.00</b> |

LEA : 124159002      West Chester Area SD

Printed 7/14/2021 7:52:29 AM

|   |                   |                  |                |              |
|---|-------------------|------------------|----------------|--------------|
| General Fund (10)   |                   |                  |                |              |
| 2710 Supervision of Student Transportation Services       | <u>Elementary</u> | <u>Secondary</u> | <u>Federal</u> | <u>Total</u> |
| 100 <u>Personnel Services – Salaries</u>                  |                   |                  |                |              |
| 100 Personnel Services – Salaries                         |                   |                  |                | 100,989.36   |
| Total Personnel Services – Salaries                       |                   |                  |                | \$100,989.36 |
| 200 <u>Personnel Services – Employee Benefits</u>         |                   |                  |                |              |
| 210 Group Insurance – Contracted Provider                 |                   |                  |                | 430.20       |
| 220 Social Security Contributions                         |                   |                  |                | 7,383.53     |
| 230 PSERS Retirement Contributions                        |                   |                  |                | 32,340.65    |
| 250 Unemployment Compensation                             |                   |                  |                | 26.52        |
| 260 Workers' Compensation                                 |                   |                  |                | 815.57       |
| 270 Group Insurance – Self-Insurance                      |                   |                  |                | 13,110.25    |
| 299 All Other Employee Benefits                           |                   |                  |                | 196.16       |
| Total Personnel Services – Employee Benefits              |                   |                  |                | \$54,302.88  |
| 300 <u>Purchased Professional and Technical Services</u>  |                   |                  |                |              |
| 329 Professional Educational Services – Other             |                   |                  |                | 1,635.00     |
| Total Purchased Professional and Technical Services       |                   |                  |                | \$1,635.00   |
| 400 <u>Purchased Property Services</u>                    |                   |                  |                |              |
| 430 Repairs and Maintenance Services                      |                   |                  |                | 389.93       |
| 440 Rentals   |                   |                  |                | 1,544.63     |
| Total Purchased Property Services                         |                   |                  |                | \$1,934.56   |
| 500 <u>Other Purchased Services</u>                       |                   |                  |                |              |
| 530 Communications  |                   |                  |                | 161.50       |
| 550 Printing and Binding                                  |                   |                  |                | 2,035.79     |
| 580 Travel  |                   |                  |                | 1,021.40     |
| Total Other Purchased Services                            |                   |                  |                | \$3,218.69   |
| 600 <u>Supplies</u>                                       |                   |                  |                |              |
| 610 General Supplies                                      |                   |                  |                | 6,049.48     |
| 630 Food  |                   |                  |                | 1,355.00     |
| 640 Books and Periodicals                                 |                   |                  |                | 217.00       |
| 650 Supplies & Fees – Technology Related                  |                   |                  |                | 10,515.00    |
| Total Supplies  |                   |                  |                | \$18,136.48  |
| 800 <u>Other Objects</u>                                  |                   |                  |                |              |
| 810 Dues and Fees   |                   |                  |                | 420.00       |
| Total Other Objects                                       |                   |                  |                | \$420.00     |
| Total 2710 Supervision of Student Transportation Services |                   |                  |                | \$180,636.97 |

LEA : 124159002      West Chester Area SD

Printed 7/14/2021 7:52:29 AM

|   |                   |                  |                |              |
|---|-------------------|------------------|----------------|--------------|
| General Fund (10)   |                   |                  |                |              |
| 2719 Supervision of Student Transportation Services – All Other Supervision       | <u>Elementary</u> | <u>Secondary</u> | <u>Federal</u> | <u>Total</u> |
| 100 <u>Personnel Services – Salaries</u>  |                   |                  |                |              |
| 100 Personnel Services – Salaries   |                   |                  |                | 100,989.36   |
| Total Personnel Services – Salaries   |                   |                  |                | \$100,989.36 |
| 200 <u>Personnel Services – Employee Benefits</u>                                 |                   |                  |                |              |
| 210 Group Insurance – Contracted Provider   |                   |                  |                | 430.20       |
| 220 Social Security Contributions   |                   |                  |                | 7,383.53     |
| 230 PSERS Retirement Contributions  |                   |                  |                | 32,340.65    |
| 250 Unemployment Compensation   |                   |                  |                | 26.52        |
| 260 Workers' Compensation   |                   |                  |                | 815.57       |
| 270 Group Insurance – Self-Insurance  |                   |                  |                | 13,110.25    |
| 299 All Other Employee Benefits   |                   |                  |                | 196.16       |
| Total Personnel Services – Employee Benefits                                      |                   |                  |                | \$54,302.88  |
| 300 <u>Purchased Professional and Technical Services</u>                          |                   |                  |                |              |
| 329 Professional Educational Services – Other                                     |                   |                  |                | 1,635.00     |
| Total Purchased Professional and Technical Services                               |                   |                  |                | \$1,635.00   |
| 400 <u>Purchased Property Services</u>  |                   |                  |                |              |
| 430 Repairs and Maintenance Services  |                   |                  |                | 389.93       |
| 440 Rentals   |                   |                  |                | 1,544.63     |
| Total Purchased Property Services   |                   |                  |                | \$1,934.56   |
| 500 <u>Other Purchased Services</u>   |                   |                  |                |              |
| 530 Communications  |                   |                  |                | 161.50       |
| 550 Printing and Binding  |                   |                  |                | 2,035.79     |
| 580 Travel  |                   |                  |                | 1,021.40     |
| Total Other Purchased Services  |                   |                  |                | \$3,218.69   |
| 600 <u>Supplies</u>   |                   |                  |                |              |
| 610 General Supplies  |                   |                  |                | 6,049.48     |
| 630 Food  |                   |                  |                | 1,355.00     |
| 640 Books and Periodicals   |                   |                  |                | 217.00       |
| 650 Supplies & Fees – Technology Related  |                   |                  |                | 10,515.00    |
| Total Supplies  |                   |                  |                | \$18,136.48  |
| 800 <u>Other Objects</u>  |                   |                  |                |              |
| 810 Dues and Fees   |                   |                  |                | 420.00       |
| Total Other Objects   |                   |                  |                | \$420.00     |
| Total 2719 Supervision of Student Transportation Services – All Other Supervision |                   |                  |                | \$180,636.97 |

LEA : 124159002     West Chester Area SD

Printed 7/14/2021 7:52:29 AM

|   |                   |                  |                |                |
|---|-------------------|------------------|----------------|----------------|
| General Fund (10)                               |                   |                  |                |                |
| 2720 Vehicle Operation Services                 | <u>Elementary</u> | <u>Secondary</u> | <u>Federal</u> | <u>Total</u>   |
| 500 <u>Other Purchased Services</u>             |                   |                  |                |                |
| 513 Contracted Carriers                         |                   |                  | 10,000.00      | 6,463,501.17   |
| 516 Student Transportation Services From the IU |                   |                  |                | 6,490.86       |
| Total Other Purchased Services                  |                   |                  | \$10,000.00    | \$6,469,992.03 |
| Total 2720 Vehicle Operation Services           |                   |                  | \$10,000.00    | \$6,469,992.03 |

LEA : 124159002      West Chester Area SD

Printed 7/14/2021 7:52:29 AM

|   |                   |                  |                |                |
|---|-------------------|------------------|----------------|----------------|
| General Fund (10)                                 |                   |                  |                |                |
| 2750 Nonpublic Transportation                     | <u>Elementary</u> | <u>Secondary</u> | <u>Federal</u> | <u>Total</u>   |
| 100 <u>Personnel Services – Salaries</u>          |                   |                  |                |                |
| 100 Personnel Services – Salaries                 |                   |                  |                | 111,408.64     |
| Total Personnel Services – Salaries               |                   |                  |                | \$111,408.64   |
| 200 <u>Personnel Services – Employee Benefits</u> |                   |                  |                |                |
| 210 Group Insurance – Contracted Provider         |                   |                  |                | 452.15         |
| 220 Social Security Contributions                 |                   |                  |                | 8,137.19       |
| 230 PSERS Retirement Contributions                |                   |                  |                | 35,811.99      |
| 250 Unemployment Compensation                     |                   |                  |                | 29.25          |
| 260 Workers' Compensation                         |                   |                  |                | 899.32         |
| 270 Group Insurance – Self-Insurance              |                   |                  |                | 15,112.40      |
| 299 All Other Employee Benefits                   |                   |                  |                | 216.30         |
| Total Personnel Services – Employee Benefits      |                   |                  |                | \$60,658.60    |
| 500 <u>Other Purchased Services</u>               |                   |                  |                |                |
| 513 Contracted Carriers                           |                   |                  |                | 5,586,878.76   |
| Total Other Purchased Services                    |                   |                  |                | \$5,586,878.76 |
| Total 2750 Nonpublic Transportation               |                   |                  |                | \$5,758,946.00 |

LEA : 124159002      West Chester Area SD

Printed 7/14/2021 7:52:29 AM

|   |                   |                  |                    |                       |
|---|-------------------|------------------|--------------------|-----------------------|
| <b>General Fund (10)</b>  |                   |                  |                    |                       |
| <b>2800 Support Services – Central</b>                          |                   |                  |                    |                       |
|   | <u>Elementary</u> | <u>Secondary</u> | <u>Federal</u>     | <u>Total</u>          |
| <b>100 <u>Personnel Services – Salaries</u></b>                 |                   |                  |                    |                       |
| 100 Personnel Services – Salaries                               |                   |                  | 13,056.44          | 1,903,781.95          |
| <b>Total Personnel Services – Salaries</b>                      |                   |                  | <b>\$13,056.44</b> | <b>\$1,903,781.95</b> |
| <b>200 <u>Personnel Services – Employee Benefits</u></b>        |                   |                  |                    |                       |
| 210 Group Insurance – Contracted Provider                       |                   |                  | 21.14              | 8,969.65              |
| 220 Social Security Contributions                               |                   |                  | 995.66             | 132,349.22            |
| 230 PSERS Retirement Contributions                              |                   |                  | 4,477.02           | 633,611.49            |
| 250 Unemployment Compensation                                   |                   |                  |                    | 489.94                |
| 260 Workers' Compensation                                       |                   |                  |                    | 15,064.68             |
| 270 Group Insurance – Self-Insurance                            |                   |                  | 1,121.81           | 231,129.91            |
| 299 All Other Employee Benefits                                 |                   |                  |                    | 3,623.31              |
| <b>Total Personnel Services – Employee Benefits</b>             |                   |                  | <b>\$6,615.63</b>  | <b>\$1,025,238.20</b> |
| <b>300 <u>Purchased Professional and Technical Services</u></b> |                   |                  |                    |                       |
| 329 Professional Educational Services – Other                   |                   |                  |                    | 74,314.84             |
| 330 Other Professional Services                                 |                   |                  |                    | 30,997.30             |
| 340 Technical Services  |                   |                  |                    | 9,338.00              |
| <b>Total Purchased Professional and Technical Services</b>      |                   |                  |                    | <b>\$114,650.14</b>   |
| <b>400 <u>Purchased Property Services</u></b>                   |                   |                  |                    |                       |
| 430 Repairs and Maintenance Services                            |                   |                  |                    | 198,263.38            |
| 440 Rentals   |                   |                  |                    | 1,439.31              |
| <b>Total Purchased Property Services</b>                        |                   |                  |                    | <b>\$199,702.69</b>   |
| <b>500 <u>Other Purchased Services</u></b>                      |                   |                  |                    |                       |
| 530 Communications  |                   |                  |                    | 12,280.43             |
| 549 Other Advertising/Public Relations                          |                   |                  |                    | 250.00                |
| 580 Travel  |                   |                  |                    | 8,068.91              |
| <b>Total Other Purchased Services</b>                           |                   |                  |                    | <b>\$20,599.34</b>    |
| <b>600 <u>Supplies</u></b>                                      |                   |                  |                    |                       |
| 610 General Supplies  |                   |                  |                    | 9,797.99              |
| 630 Food  |                   |                  |                    | 1,157.54              |
| 650 Supplies & Fees – Technology Related                        |                   |                  |                    | 286,451.33            |
| <b>Total Supplies</b>   |                   |                  |                    | <b>\$297,406.86</b>   |
| <b>800 <u>Other Objects</u></b>                                 |                   |                  |                    |                       |
| 810 Dues and Fees   |                   |                  |                    | 34,159.70             |
| <b>Total Other Objects</b>                                      |                   |                  |                    | <b>\$34,159.70</b>    |
| <b>Total 2800 Support Services – Central</b>                    |                   |                  | <b>\$19,672.07</b> | <b>\$3,595,538.88</b> |

LEA : 124159002      West Chester Area SD

Printed 7/14/2021 7:52:29 AM

General Fund (10)

| 2810 Planning, Research, Development and Evaluation Services              | <u>Elementary</u> | <u>Secondary</u> | <u>Federal</u>    | <u>Total</u>      |
|---|-------------------|------------------|-------------------|-------------------|
| 100 <u>Personnel Services – Salaries</u>                                  |                   |                  |                   |                   |
| 100 Personnel Services – Salaries   |                   |                  | 812.89            | 1,876.53          |
| <b>Total Personnel Services – Salaries</b>                                |                   |                  | <b>\$812.89</b>   | <b>\$1,876.53</b> |
| 200 <u>Personnel Services – Employee Benefits</u>                         |                   |                  |                   |                   |
| 220 Social Security Contributions   |                   |                  | 59.03             | 429.07            |
| 230 PSERS Retirement Contributions  |                   |                  | 278.72            | 2,004.26          |
| <b>Total Personnel Services – Employee Benefits</b>                       |                   |                  | <b>\$337.75</b>   | <b>\$2,433.33</b> |
| 500 <u>Other Purchased Services</u>                                       |                   |                  |                   |                   |
| 530 Communications  |                   |                  |                   | 3,522.41          |
| <b>Total Other Purchased Services</b>                                     |                   |                  |                   | <b>\$3,522.41</b> |
| <b>Total 2810 Planning, Research, Development and Evaluation Services</b> |                   |                  | <b>\$1,150.64</b> | <b>\$7,832.27</b> |

LEA : 124159002      West Chester Area SD

Printed 7/14/2021 7:52:29 AM

|  |                   |                  |                |                |
|--|-------------------|------------------|----------------|----------------|
| General Fund (10)  |                   |                  |                |                |
| 2820 Information Services                                | <u>Elementary</u> | <u>Secondary</u> | <u>Federal</u> | <u>Total</u>   |
| 100 <u>Personnel Services – Salaries</u>                 |                   |                  |                |                |
| 100 Personnel Services – Salaries                        |                   |                  |                | 982,826.75     |
| Total Personnel Services – Salaries                      |                   |                  |                | \$982,826.75   |
| 200 <u>Personnel Services – Employee Benefits</u>        |                   |                  |                |                |
| 210 Group Insurance – Contracted Provider                |                   |                  |                | 4,542.23       |
| 220 Social Security Contributions                        |                   |                  |                | 68,036.39      |
| 230 PSERS Retirement Contributions                       |                   |                  |                | 324,722.78     |
| 250 Unemployment Compensation                            |                   |                  |                | 253.24         |
| 260 Workers' Compensation                                |                   |                  |                | 7,786.72       |
| 270 Group Insurance – Self-Insurance                     |                   |                  |                | 141,470.29     |
| 299 All Other Employee Benefits                          |                   |                  |                | 1,872.84       |
| Total Personnel Services – Employee Benefits             |                   |                  |                | \$548,684.49   |
| 300 <u>Purchased Professional and Technical Services</u> |                   |                  |                |                |
| 340 Technical Services                                   |                   |                  |                | 9,338.00       |
| Total Purchased Professional and Technical Services      |                   |                  |                | \$9,338.00     |
| 400 <u>Purchased Property Services</u>                   |                   |                  |                |                |
| 430 Repairs and Maintenance Services                     |                   |                  |                | 197,629.75     |
| Total Purchased Property Services                        |                   |                  |                | \$197,629.75   |
| 500 <u>Other Purchased Services</u>                      |                   |                  |                |                |
| 530 Communications                                       |                   |                  |                | 6,748.78       |
| 580 Travel   |                   |                  |                | 4,542.34       |
| Total Other Purchased Services                           |                   |                  |                | \$11,291.12    |
| 600 <u>Supplies</u>                                      |                   |                  |                |                |
| 630 Food   |                   |                  |                | 1,157.54       |
| 650 Supplies & Fees – Technology Related                 |                   |                  |                | 286,451.33     |
| Total Supplies   |                   |                  |                | \$287,608.87   |
| Total 2820 Information Services                          |                   |                  |                | \$2,037,378.98 |



LEA : 124159002      West Chester Area SD

Printed 7/14/2021 7:52:29 AM

General Fund (10)

| 2821 Supervision of Information Services              | <u>Elementary</u> | <u>Secondary</u> | <u>Federal</u> | <u>Total</u>        |
|---|-------------------|------------------|----------------|---------------------|
| 100 <u>Personnel Services – Salaries</u>              |                   |                  |                |                     |
| 100 Personnel Services – Salaries                     |                   |                  |                | 219,531.23          |
| <b>Total Personnel Services – Salaries</b>            |                   |                  |                | <b>\$219,531.23</b> |
| 200 <u>Personnel Services – Employee Benefits</u>     |                   |                  |                |                     |
| 210 Group Insurance – Contracted Provider             |                   |                  |                | 2,765.09            |
| 220 Social Security Contributions                     |                   |                  |                | 13,811.36           |
| 230 PSERS Retirement Contributions                    |                   |                  |                | 72,667.42           |
| 250 Unemployment Compensation                         |                   |                  |                | 57.71               |
| 260 Workers' Compensation                             |                   |                  |                | 1,774.45            |
| 270 Group Insurance – Self-Insurance                  |                   |                  |                | 26,366.64           |
| 299 All Other Employee Benefits                       |                   |                  |                | 426.79              |
| <b>Total Personnel Services – Employee Benefits</b>   |                   |                  |                | <b>\$117,869.46</b> |
| <b>Total 2821 Supervision of Information Services</b> |                   |                  |                | <b>\$337,400.69</b> |

LEA : 124159002      West Chester Area SD

Printed 7/14/2021 7:52:29 AM

|  |                   |                  |                |                |
|--|-------------------|------------------|----------------|----------------|
| General Fund (10)  |                   |                  |                |                |
| 2829 Other Information Services                          | <u>Elementary</u> | <u>Secondary</u> | <u>Federal</u> | <u>Total</u>   |
| 100 <u>Personnel Services – Salaries</u>                 |                   |                  |                |                |
| 100 Personnel Services – Salaries                        |                   |                  |                | 763,295.52     |
| Total Personnel Services – Salaries                      |                   |                  |                | \$763,295.52   |
| 200 <u>Personnel Services – Employee Benefits</u>        |                   |                  |                |                |
| 210 Group Insurance – Contracted Provider                |                   |                  |                | 1,777.14       |
| 220 Social Security Contributions                        |                   |                  |                | 54,225.03      |
| 230 PSERS Retirement Contributions                       |                   |                  |                | 252,055.36     |
| 250 Unemployment Compensation                            |                   |                  |                | 195.53         |
| 260 Workers' Compensation                                |                   |                  |                | 6,012.27       |
| 270 Group Insurance – Self-Insurance                     |                   |                  |                | 115,103.65     |
| 299 All Other Employee Benefits                          |                   |                  |                | 1,446.05       |
| Total Personnel Services – Employee Benefits             |                   |                  |                | \$430,815.03   |
| 300 <u>Purchased Professional and Technical Services</u> |                   |                  |                |                |
| 340 Technical Services                                   |                   |                  |                | 9,338.00       |
| Total Purchased Professional and Technical Services      |                   |                  |                | \$9,338.00     |
| 400 <u>Purchased Property Services</u>                   |                   |                  |                |                |
| 430 Repairs and Maintenance Services                     |                   |                  |                | 197,629.75     |
| Total Purchased Property Services                        |                   |                  |                | \$197,629.75   |
| 500 <u>Other Purchased Services</u>                      |                   |                  |                |                |
| 530 Communications                                       |                   |                  |                | 6,748.78       |
| 580 Travel   |                   |                  |                | 4,542.34       |
| Total Other Purchased Services                           |                   |                  |                | \$11,291.12    |
| 600 <u>Supplies</u>                                      |                   |                  |                |                |
| 630 Food   |                   |                  |                | 1,157.54       |
| 650 Supplies & Fees – Technology Related                 |                   |                  |                | 286,451.33     |
| Total Supplies   |                   |                  |                | \$287,608.87   |
| Total 2829 Other Information Services                    |                   |                  |                | \$1,699,978.29 |

LEA : 124159002      West Chester Area SD

Printed 7/14/2021 7:52:29 AM

|  |                   |                  |                |                |
|--|-------------------|------------------|----------------|----------------|
| General Fund (10)  |                   |                  |                |                |
| 2830 Staff Services                                      |                   |                  |                |                |
|  | <u>Elementary</u> | <u>Secondary</u> | <u>Federal</u> | <u>Total</u>   |
| 100 <u>Personnel Services – Salaries</u>                 |                   |                  |                |                |
| 100 Personnel Services – Salaries                        |                   |                  |                | 578,060.49     |
| Total Personnel Services – Salaries                      |                   |                  |                | \$578,060.49   |
| 200 <u>Personnel Services – Employee Benefits</u>        |                   |                  |                |                |
| 210 Group Insurance – Contracted Provider                |                   |                  |                | 2,804.36       |
| 220 Social Security Contributions                        |                   |                  |                | 39,201.63      |
| 230 PSERS Retirement Contributions                       |                   |                  |                | 192,725.48     |
| 250 Unemployment Compensation                            |                   |                  |                | 152.01         |
| 260 Workers' Compensation                                |                   |                  |                | 4,674.01       |
| 270 Group Insurance – Self-Insurance                     |                   |                  |                | 42,599.15      |
| 299 All Other Employee Benefits                          |                   |                  |                | 1,124.18       |
| Total Personnel Services – Employee Benefits             |                   |                  |                | \$283,280.82   |
| 300 <u>Purchased Professional and Technical Services</u> |                   |                  |                |                |
| 329 Professional Educational Services – Other            |                   |                  |                | 74,314.84      |
| 330 Other Professional Services                          |                   |                  |                | 30,997.30      |
| Total Purchased Professional and Technical Services      |                   |                  |                | \$105,312.14   |
| 400 <u>Purchased Property Services</u>                   |                   |                  |                |                |
| 430 Repairs and Maintenance Services                     |                   |                  |                | 633.63         |
| Total Purchased Property Services                        |                   |                  |                | \$633.63       |
| 500 <u>Other Purchased Services</u>                      |                   |                  |                |                |
| 530 Communications                                       |                   |                  |                | 2,009.24       |
| 549 Other Advertising/Public Relations                   |                   |                  |                | 250.00         |
| 580 Travel   |                   |                  |                | 3,526.57       |
| Total Other Purchased Services                           |                   |                  |                | \$5,785.81     |
| 600 <u>Supplies</u>                                      |                   |                  |                |                |
| 610 General Supplies                                     |                   |                  |                | 9,797.99       |
| Total Supplies   |                   |                  |                | \$9,797.99     |
| 800 <u>Other Objects</u>                                 |                   |                  |                |                |
| 810 Dues and Fees  |                   |                  |                | 34,159.70      |
| Total Other Objects                                      |                   |                  |                | \$34,159.70    |
| Total 2830 Staff Services                                |                   |                  |                | \$1,017,030.58 |

LEA : 124159002      West Chester Area SD

Printed 7/14/2021 7:52:29 AM

|  |                   |                  |                |              |
|--|-------------------|------------------|----------------|--------------|
| General Fund (10)  |                   |                  |                |              |
| 2831 Supervision of Staff Services                       | <u>Elementary</u> | <u>Secondary</u> | <u>Federal</u> | <u>Total</u> |
| 100 <u>Personnel Services – Salaries</u>                 |                   |                  |                |              |
| 100 Personnel Services – Salaries                        |                   |                  |                | 193,778.31   |
| Total Personnel Services – Salaries                      |                   |                  |                | \$193,778.31 |
| 200 <u>Personnel Services – Employee Benefits</u>        |                   |                  |                |              |
| 210 Group Insurance – Contracted Provider                |                   |                  |                | 1,045.53     |
| 220 Social Security Contributions                        |                   |                  |                | 11,115.03    |
| 230 PSERS Retirement Contributions                       |                   |                  |                | 63,938.82    |
| 250 Unemployment Compensation                            |                   |                  |                | 50.96        |
| 260 Workers' Compensation                                |                   |                  |                | 1,566.83     |
| 270 Group Insurance – Self-Insurance                     |                   |                  |                | 12,743.82    |
| 299 All Other Employee Benefits                          |                   |                  |                | 376.85       |
| Total Personnel Services – Employee Benefits             |                   |                  |                | \$90,837.84  |
| 300 <u>Purchased Professional and Technical Services</u> |                   |                  |                |              |
| 329 Professional Educational Services – Other            |                   |                  |                | 3,058.99     |
| Total Purchased Professional and Technical Services      |                   |                  |                | \$3,058.99   |
| 500 <u>Other Purchased Services</u>                      |                   |                  |                |              |
| 530 Communications                                       |                   |                  |                | 1,500.20     |
| 580 Travel   |                   |                  |                | 3,430.97     |
| Total Other Purchased Services                           |                   |                  |                | \$4,931.17   |
| 800 <u>Other Objects</u>                                 |                   |                  |                |              |
| 810 Dues and Fees  |                   |                  |                | 209.00       |
| Total Other Objects                                      |                   |                  |                | \$209.00     |
| Total 2831 Supervision of Staff Services                 |                   |                  |                | \$292,815.31 |

LEA : 124159002      West Chester Area SD

Printed 7/14/2021 7:52:29 AM

| General Fund (10)  |  |                   |                  |                |                     |
|--|--|-------------------|------------------|----------------|---------------------|
| 2832 Recruitment and Placement Services                  |  | <u>Elementary</u> | <u>Secondary</u> | <u>Federal</u> | <u>Total</u>        |
| <b>100 <u>Personnel Services – Salaries</u></b>          |  |                   |                  |                |                     |
| 100 Personnel Services – Salaries                        |  |                   |                  |                | 141,091.26          |
| <b>Total Personnel Services – Salaries</b>               |  |                   |                  |                | <b>\$141,091.26</b> |
| <b>200 <u>Personnel Services – Employee Benefits</u></b> |  |                   |                  |                |                     |
| 210 Group Insurance – Contracted Provider                |  |                   |                  |                | 963.16              |
| 220 Social Security Contributions                        |  |                   |                  |                | 10,404.04           |
| 230 PSERS Retirement Contributions                       |  |                   |                  |                | 46,606.85           |
| 250 Unemployment Compensation                            |  |                   |                  |                | 37.10               |
| 260 Workers' Compensation                                |  |                   |                  |                | 1,140.82            |
| 299 All Other Employee Benefits                          |  |                   |                  |                | 274.39              |
| <b>Total Personnel Services – Employee Benefits</b>      |  |                   |                  |                | <b>\$59,426.36</b>  |
| <b>800 <u>Other Objects</u></b>                          |  |                   |                  |                |                     |
| 810 Dues and Fees  |  |                   |                  |                | (670.00)            |
| <b>Total Other Objects</b>                               |  |                   |                  |                | <b>(\$670.00)</b>   |
| <b>Total 2832 Recruitment and Placement Services</b>     |  |                   |                  |                | <b>\$199,847.62</b> |

LEA : 124159002      West Chester Area SD

Printed 7/14/2021 7:52:29 AM

|  |                   |                  |                |              |
|--|-------------------|------------------|----------------|--------------|
| General Fund (10)  |                   |                  |                |              |
| 2835 Health Services                                     | <u>Elementary</u> | <u>Secondary</u> | <u>Federal</u> | <u>Total</u> |
| 100 <u>Personnel Services – Salaries</u>                 |                   |                  |                |              |
| 100 Personnel Services – Salaries                        |                   |                  |                | 66,076.26    |
| Total Personnel Services – Salaries                      |                   |                  |                | \$66,076.26  |
| 200 <u>Personnel Services – Employee Benefits</u>        |                   |                  |                |              |
| 210 Group Insurance – Contracted Provider                |                   |                  |                | 315.18       |
| 220 Social Security Contributions                        |                   |                  |                | 4,564.58     |
| 230 PSERS Retirement Contributions                       |                   |                  |                | 22,232.65    |
| 250 Unemployment Compensation                            |                   |                  |                | 17.38        |
| 260 Workers' Compensation                                |                   |                  |                | 534.27       |
| 270 Group Insurance – Self-Insurance                     |                   |                  |                | 12,743.82    |
| 299 All Other Employee Benefits                          |                   |                  |                | 128.50       |
| Total Personnel Services – Employee Benefits             |                   |                  |                | \$40,536.38  |
| 300 <u>Purchased Professional and Technical Services</u> |                   |                  |                |              |
| 329 Professional Educational Services – Other            |                   |                  |                | 325.00       |
| 330 Other Professional Services                          |                   |                  |                | 30,997.30    |
| Total Purchased Professional and Technical Services      |                   |                  |                | \$31,322.30  |
| 500 <u>Other Purchased Services</u>                      |                   |                  |                |              |
| 580 Travel   |                   |                  |                | 95.60        |
| Total Other Purchased Services                           |                   |                  |                | \$95.60      |
| 800 <u>Other Objects</u>                                 |                   |                  |                |              |
| 810 Dues and Fees  |                   |                  |                | 166.00       |
| Total Other Objects                                      |                   |                  |                | \$166.00     |
| Total 2835 Health Services                               |                   |                  |                | \$138,196.54 |

LEA : 124159002      West Chester Area SD

Printed 7/14/2021 7:52:29 AM

|  |                   |                  |                |              |
|--|-------------------|------------------|----------------|--------------|
| General Fund (10)  |                   |                  |                |              |
| 2839 Other Staff Services                                | <u>Elementary</u> | <u>Secondary</u> | <u>Federal</u> | <u>Total</u> |
| 100 <u>Personnel Services – Salaries</u>                 |                   |                  |                |              |
| 100 Personnel Services – Salaries                        |                   |                  |                | 177,114.66   |
| Total Personnel Services – Salaries                      |                   |                  |                | \$177,114.66 |
| 200 <u>Personnel Services – Employee Benefits</u>        |                   |                  |                |              |
| 210 Group Insurance – Contracted Provider                |                   |                  |                | 480.49       |
| 220 Social Security Contributions                        |                   |                  |                | 13,117.98    |
| 230 PSERS Retirement Contributions                       |                   |                  |                | 59,947.16    |
| 250 Unemployment Compensation                            |                   |                  |                | 46.57        |
| 260 Workers' Compensation                                |                   |                  |                | 1,432.09     |
| 270 Group Insurance – Self-Insurance                     |                   |                  |                | 17,111.51    |
| 299 All Other Employee Benefits                          |                   |                  |                | 344.44       |
| Total Personnel Services – Employee Benefits             |                   |                  |                | \$92,480.24  |
| 300 <u>Purchased Professional and Technical Services</u> |                   |                  |                |              |
| 329 Professional Educational Services – Other            |                   |                  |                | 70,930.85    |
| Total Purchased Professional and Technical Services      |                   |                  |                | \$70,930.85  |
| 400 <u>Purchased Property Services</u>                   |                   |                  |                |              |
| 430 Repairs and Maintenance Services                     |                   |                  |                | 633.63       |
| Total Purchased Property Services                        |                   |                  |                | \$633.63     |
| 500 <u>Other Purchased Services</u>                      |                   |                  |                |              |
| 530 Communications                                       |                   |                  |                | 509.04       |
| 549 Other Advertising/Public Relations                   |                   |                  |                | 250.00       |
| Total Other Purchased Services                           |                   |                  |                | \$759.04     |
| 600 <u>Supplies</u>                                      |                   |                  |                |              |
| 610 General Supplies                                     |                   |                  |                | 9,797.99     |
| Total Supplies   |                   |                  |                | \$9,797.99   |
| 800 <u>Other Objects</u>                                 |                   |                  |                |              |
| 810 Dues and Fees  |                   |                  |                | 34,454.70    |
| Total Other Objects                                      |                   |                  |                | \$34,454.70  |
| Total 2839 Other Staff Services                          |                   |                  |                | \$386,171.11 |

LEA : 124159002      West Chester Area SD

Printed 7/14/2021 7:52:29 AM

|   |                   |                  |                |              |
|---|-------------------|------------------|----------------|--------------|
| General Fund (10)                                 |                   |                  |                |              |
| 2840 Data Processing Services                     |                   |                  |                |              |
|   | <u>Elementary</u> | <u>Secondary</u> | <u>Federal</u> | <u>Total</u> |
| 100 <u>Personnel Services – Salaries</u>          |                   |                  |                |              |
| 100 Personnel Services – Salaries                 |                   |                  |                | 328,774.63   |
| Total Personnel Services – Salaries               |                   |                  |                | \$328,774.63 |
| 200 <u>Personnel Services – Employee Benefits</u> |                   |                  |                |              |
| 210 Group Insurance – Contracted Provider         |                   |                  |                | 1,601.92     |
| 220 Social Security Contributions                 |                   |                  |                | 23,745.50    |
| 230 PSERS Retirement Contributions                |                   |                  |                | 109,960.67   |
| 250 Unemployment Compensation                     |                   |                  |                | 84.69        |
| 260 Workers' Compensation                         |                   |                  |                | 2,603.95     |
| 270 Group Insurance – Self-Insurance              |                   |                  |                | 45,938.66    |
| 299 All Other Employee Benefits                   |                   |                  |                | 626.29       |
| Total Personnel Services – Employee Benefits      |                   |                  |                | \$184,561.68 |
| 400 <u>Purchased Property Services</u>            |                   |                  |                |              |
| 440 Rentals                                       |                   |                  |                | 1,439.31     |
| Total Purchased Property Services                 |                   |                  |                | \$1,439.31   |
| Total 2840 Data Processing Services               |                   |                  |                | \$514,775.62 |



LEA : 124159002     West Chester Area SD

Printed 7/14/2021 7:52:29 AM

General Fund (10)

| 2850 State and Federal Agency Liaison Services       | <u>Elementary</u> | <u>Secondary</u> | <u>Federal</u> | <u>Total</u> |
|--|-------------------|------------------|----------------|--------------|
| 100 <u>Personnel Services – Salaries</u>             |                   |                  |                |              |
| 100 Personnel Services – Salaries                    |                   |                  | 12,243.55      | 12,243.55    |
| Total Personnel Services – Salaries                  |                   |                  | \$12,243.55    | \$12,243.55  |
| 200 <u>Personnel Services – Employee Benefits</u>    |                   |                  |                |              |
| 210 Group Insurance – Contracted Provider            |                   |                  | 21.14          | 21.14        |
| 220 Social Security Contributions                    |                   |                  | 936.63         | 936.63       |
| 230 PSERS Retirement Contributions                   |                   |                  | 4,198.30       | 4,198.30     |
| 270 Group Insurance – Self-Insurance                 |                   |                  | 1,121.81       | 1,121.81     |
| Total Personnel Services – Employee Benefits         |                   |                  | \$6,277.88     | \$6,277.88   |
| Total 2850 State and Federal Agency Liaison Services |                   |                  | \$18,521.43    | \$18,521.43  |

LEA : 124159002     West Chester Area SD

Printed 7/14/2021 7:52:29 AM

General Fund (10)

|                                     |                   |                  |                |              |
|-------------------------------------|-------------------|------------------|----------------|--------------|
| 2900 Other Support Services         | <u>Elementary</u> | <u>Secondary</u> | <u>Federal</u> | <u>Total</u> |
| 500 <u>Other Purchased Services</u> |                   |                  |                |              |
| 595 IU Payments By Withholding      |                   |                  |                | 131,220.91   |
| Total Other Purchased Services      |                   |                  |                | \$131,220.91 |
| 800 <u>Other Objects</u>            |                   |                  |                |              |
| 899 Pass-Through Funds              |                   |                  |                | 16,550.53    |
| Total Other Objects                 |                   |                  |                | \$16,550.53  |
| Total 2900 Other Support Services   |                   |                  |                | \$147,771.44 |

LEA : 124159002      West Chester Area SD

Printed 7/14/2021 7:52:29 AM

|   |                   |                  |                |              |
|---|-------------------|------------------|----------------|--------------|
| General Fund (10)   |                   |                  |                |              |
| 2910 Support Services Not Listed Elsewhere In the 2000 Series       | <u>Elementary</u> | <u>Secondary</u> | <u>Federal</u> | <u>Total</u> |
| 500 <u>Other Purchased Services</u>                                 |                   |                  |                |              |
| 595 IU Payments By Withholding                                      |                   |                  |                | 131,220.91   |
| Total Other Purchased Services                                      |                   |                  |                | \$131,220.91 |
| Total 2910 Support Services Not Listed Elsewhere In the 2000 Series |                   |                  |                | \$131,220.91 |

LEA : 124159002      West Chester Area SD

Printed 7/14/2021 7:52:29 AM

|                               |                   |                  |                |              |
|-------------------------------|-------------------|------------------|----------------|--------------|
| General Fund (10)             |                   |                  |                |              |
| 2990 Pass-Through Funds       | <u>Elementary</u> | <u>Secondary</u> | <u>Federal</u> | <u>Total</u> |
| 800 <u>Other Objects</u>      |                   |                  |                |              |
| 899 Pass-Through Funds        |                   |                  |                | 16,550.53    |
| Total Other Objects           |                   |                  |                | \$16,550.53  |
| Total 2990 Pass-Through Funds |                   |                  |                | \$16,550.53  |

LEA : 124159002      West Chester Area SD

Printed 7/14/2021 7:52:38 AM

General Fund (10)

|   |                       |
|---|-----------------------|
| <b>3000 Operation of Non-Instructional Services</b>             | <b><u>Total</u></b>   |
| <b>100 <u>Personnel Services – Salaries</u></b>                 |                       |
| 100 Personnel Services – Salaries                               | 2,774,627.79          |
| <b>Total Personnel Services – Salaries</b>                      | <b>\$2,774,627.79</b> |
| <b>200 <u>Personnel Services – Employee Benefits</u></b>        |                       |
| 210 Group Insurance – Contracted Provider                       | 5,523.61              |
| 220 Social Security Contributions                               | 206,890.39            |
| 230 PSERS Retirement Contributions                              | 734,658.28            |
| 250 Unemployment Compensation                                   | 183.25                |
| 260 Workers’ Compensation                                       | 5,634.49              |
| 270 Group Insurance – Self-Insurance                            | 85,660.06             |
| 299 All Other Employee Benefits                                 | 1,355.19              |
| <b>Total Personnel Services – Employee Benefits</b>             | <b>\$1,039,905.27</b> |
| <b>300 <u>Purchased Professional and Technical Services</u></b> |                       |
| 329 Professional Educational Services – Other                   | 887.74                |
| 330 Other Professional Services                                 | 111,615.75            |
| 350 Security / Safety Services                                  | 100,398.09            |
| 390 Other Purchased Professional and Technical Services         | 94,021.25             |
| <b>Total Purchased Professional and Technical Services</b>      | <b>\$306,922.83</b>   |
| <b>400 <u>Purchased Property Services</u></b>                   |                       |
| 430 Repairs and Maintenance Services                            | 31,312.12             |
| 440 Rentals   | 110,808.16            |
| <b>Total Purchased Property Services</b>                        | <b>\$142,120.28</b>   |
| <b>500 <u>Other Purchased Services</u></b>                      |                       |
| 510 Student Transportation Services                             | 190,849.77            |
| 520 Insurance – General   | 48,402.00             |
| 530 Communications  | 1,680.42              |
| 550 Printing and Binding  | 1,020.00              |
| 580 Travel  | 36,792.15             |
| <b>Total Other Purchased Services</b>                           | <b>\$278,744.34</b>   |
| <b>600 <u>Supplies</u></b>                                      |                       |
| 610 General Supplies  | 208,171.03            |
| 630 Food  | 886.79                |
| 640 Books and Periodicals                                       | 4,619.92              |
| <b>Total Supplies</b>   | <b>\$213,677.74</b>   |
| <b>800 <u>Other Objects</u></b>                                 |                       |
| 810 Dues and Fees   | 98,314.68             |
| <b>Total Other Objects</b>                                      | <b>\$98,314.68</b>    |
| <b>Total 3000 Operation of Non-Instructional Services</b>       | <b>\$4,854,312.93</b> |

LEA : 124159002      West Chester Area SD

Printed 7/14/2021 7:52:38 AM

|  |                   |                  |                |                |
|--|-------------------|------------------|----------------|----------------|
| General Fund (10)  |                   |                  |                |                |
| 3200 Student Activities                                  |                   |                  |                |                |
|  | <u>Elementary</u> | <u>Secondary</u> | <u>Federal</u> | <u>Total</u>   |
| 100 <u>Personnel Services – Salaries</u>                 |                   |                  |                |                |
| 100 Personnel Services – Salaries                        |                   |                  |                | 2,773,143.85   |
| Total Personnel Services – Salaries                      |                   |                  |                | \$2,773,143.85 |
| 200 <u>Personnel Services – Employee Benefits</u>        |                   |                  |                |                |
| 210 Group Insurance – Contracted Provider                |                   |                  |                | 5,523.61       |
| 220 Social Security Contributions                        |                   |                  |                | 206,777.83     |
| 230 PSERS Retirement Contributions                       |                   |                  |                | 734,149.44     |
| 250 Unemployment Compensation                            |                   |                  |                | 183.25         |
| 260 Workers' Compensation                                |                   |                  |                | 5,634.49       |
| 270 Group Insurance – Self-Insurance                     |                   |                  |                | 85,660.06      |
| 299 All Other Employee Benefits                          |                   |                  |                | 1,355.19       |
| Total Personnel Services – Employee Benefits             |                   |                  |                | \$1,039,283.87 |
| 300 <u>Purchased Professional and Technical Services</u> |                   |                  |                |                |
| 329 Professional Educational Services – Other            |                   |                  |                | 887.74         |
| 330 Other Professional Services                          |                   |                  |                | 111,615.75     |
| 350 Security / Safety Services                           |                   |                  |                | 6,829.90       |
| 390 Other Purchased Professional and Technical Services  |                   |                  |                | 94,021.25      |
| Total Purchased Professional and Technical Services      |                   |                  |                | \$213,354.64   |
| 400 <u>Purchased Property Services</u>                   |                   |                  |                |                |
| 430 Repairs and Maintenance Services                     |                   |                  |                | 31,312.12      |
| 440 Rentals  |                   |                  |                | 110,808.16     |
| Total Purchased Property Services                        |                   |                  |                | \$142,120.28   |
| 500 <u>Other Purchased Services</u>                      |                   |                  |                |                |
| 510 Student Transportation Services                      |                   |                  |                | 190,849.77     |
| 520 Insurance – General                                  |                   |                  |                | 48,402.00      |
| 530 Communications                                       |                   |                  |                | 1,679.92       |
| 550 Printing and Binding                                 |                   |                  |                | 1,020.00       |
| 580 Travel   |                   |                  |                | 34,806.88      |
| Total Other Purchased Services                           |                   |                  |                | \$276,758.57   |
| 600 <u>Supplies</u>                                      |                   |                  |                |                |
| 610 General Supplies                                     |                   |                  |                | 205,904.95     |
| 630 Food   |                   |                  |                | 663.06         |
| Total Supplies   |                   |                  |                | \$206,568.01   |
| 800 <u>Other Objects</u>                                 |                   |                  |                |                |
| 810 Dues and Fees  |                   |                  |                | 98,314.68      |
| Total Other Objects                                      |                   |                  |                | \$98,314.68    |
| Total 3200 Student Activities                            |                   |                  |                | \$4,749,543.90 |

LEA : 124159002      West Chester Area SD

Printed 7/14/2021 7:52:38 AM

|  |                   |                  |                |              |
|--|-------------------|------------------|----------------|--------------|
| General Fund (10)  |                   |                  |                |              |
| 3300 Community Services                                  | <u>Elementary</u> | <u>Secondary</u> | <u>Federal</u> | <u>Total</u> |
| 100 <u>Personnel Services – Salaries</u>                 |                   |                  |                |              |
| 100 Personnel Services – Salaries                        |                   |                  | 1,483.94       | 1,483.94     |
| Total Personnel Services – Salaries                      |                   |                  | \$1,483.94     | \$1,483.94   |
| 200 <u>Personnel Services – Employee Benefits</u>        |                   |                  |                |              |
| 220 Social Security Contributions                        |                   |                  | 112.56         | 112.56       |
| 230 PSERS Retirement Contributions                       |                   |                  | 508.84         | 508.84       |
| Total Personnel Services – Employee Benefits             |                   |                  | \$621.40       | \$621.40     |
| 300 <u>Purchased Professional and Technical Services</u> |                   |                  |                |              |
| 350 Security / Safety Services                           |                   |                  |                | 93,568.19    |
| Total Purchased Professional and Technical Services      |                   |                  |                | \$93,568.19  |
| 500 <u>Other Purchased Services</u>                      |                   |                  |                |              |
| 530 Communications                                       |                   |                  | 0.50           | 0.50         |
| 580 Travel   |                   |                  | 1,985.27       | 1,985.27     |
| Total Other Purchased Services                           |                   |                  | \$1,985.77     | \$1,985.77   |
| 600 <u>Supplies</u>                                      |                   |                  |                |              |
| 610 General Supplies                                     |                   |                  | 2,266.08       | 2,266.08     |
| 630 Food   |                   |                  | 223.73         | 223.73       |
| 640 Books and Periodicals                                |                   |                  | 4,619.92       | 4,619.92     |
| Total Supplies   |                   |                  | \$7,109.73     | \$7,109.73   |
| Total 3300 Community Services                            |                   |                  | \$11,200.84    | \$104,769.03 |

LEA : 124159002      West Chester Area SD

Printed 7/14/2021 7:52:49 AM

General Fund (10)

5000 Other Expenditures and Financing Uses

Total

|  |                        |
|--|------------------------|
| 800 <u>Other Objects</u>                                 |                        |
| 830 Interest   | 10,251,651.93          |
| <b>Total Other Objects</b>                               | <b>\$10,251,651.93</b> |
| 900 <u>Other Uses of Funds</u>                           |                        |
| 910 Redemption of Principal                              | 16,290,000.00          |
| 932 Capital Reserve Fund Transfers Applicable To Fund 32 | 5,451,612.00           |
| <b>Total Other Uses of Funds</b>                         | <b>\$21,741,612.00</b> |
| <b>Total 5000 Other Expenditures and Financing Uses</b>  | <b>\$31,993,263.93</b> |



LEA : 124159002     West Chester Area SD

Printed 7/14/2021 7:52:49 AM

General Fund (10)

| 5100 Debt Service / Other Expenditures and Financing Uses       | <u>Elementary</u> | <u>Secondary</u> | <u>Federal</u> | <u>Total</u>    |
|---|-------------------|------------------|----------------|-----------------|
| 800 <u>Other Objects</u>  |                   |                  |                |                 |
| 830 Interest  |                   |                  |                | 10,251,651.93   |
| Total Other Objects   |                   |                  |                | \$10,251,651.93 |
| 900 <u>Other Uses of Funds</u>                                  |                   |                  |                |                 |
| 910 Redemption of Principal                                     |                   |                  |                | 16,290,000.00   |
| Total Other Uses of Funds                                       |                   |                  |                | \$16,290,000.00 |
| Total 5100 Debt Service / Other Expenditures and Financing Uses |                   |                  |                | \$26,541,651.93 |

LEA : 124159002    West Chester Area SD

Printed 7/14/2021 7:52:49 AM

General Fund (10)

|                                |                   |                  |                |                 |
|--------------------------------|-------------------|------------------|----------------|-----------------|
| 5110 Debt Service              | <u>Elementary</u> | <u>Secondary</u> | <u>Federal</u> | <u>Total</u>    |
| 800 <u>Other Objects</u>       |                   |                  |                |                 |
| 830 Interest                   |                   |                  |                | 10,251,651.93   |
| Total Other Objects            |                   |                  |                | \$10,251,651.93 |
| 900 <u>Other Uses of Funds</u> |                   |                  |                |                 |
| 910 Redemption of Principal    |                   |                  |                | 16,290,000.00   |
| Total Other Uses of Funds      |                   |                  |                | \$16,290,000.00 |
| Total 5110 Debt Service        |                   |                  |                | \$26,541,651.93 |

LEA : 124159002     West Chester Area SD

Printed 7/14/2021 7:52:49 AM

General Fund (10)

|  |                   |                  |                |                |
|--|-------------------|------------------|----------------|----------------|
| 5200 Interfund Transfers – Out                           | <u>Elementary</u> | <u>Secondary</u> | <u>Federal</u> | <u>Total</u>   |
| 900 <u>Other Uses of Funds</u>                           |                   |                  |                |                |
| 932 Capital Reserve Fund Transfers Applicable To Fund 32 |                   |                  |                | 5,451,612.00   |
| Total Other Uses of Funds                                |                   |                  |                | \$5,451,612.00 |
| Total 5200 Interfund Transfers – Out                     |                   |                  |                | \$5,451,612.00 |

LEA : 124159002     West Chester Area SD

Printed 7/14/2021 7:52:49 AM

General Fund (10)

|  |                   |                  |                |                |
|--|-------------------|------------------|----------------|----------------|
| 5230 Capital Projects Fund Transfers                     | <u>Elementary</u> | <u>Secondary</u> | <u>Federal</u> | <u>Total</u>   |
| 900 <u>Other Uses of Funds</u>                           |                   |                  |                |                |
| 932 Capital Reserve Fund Transfers Applicable To Fund 32 |                   |                  |                | 5,451,612.00   |
| Total Other Uses of Funds                                |                   |                  |                | \$5,451,612.00 |
| Total 5230 Capital Projects Fund Transfers               |                   |                  |                | \$5,451,612.00 |

LEA : 124159002      West Chester Area SD

Printed 7/14/2021 7:52:33 AM

Capital Reserve Fund - § 1431 (32)

| 2000 Support Services                                    |  | <u>Total</u>   |
|--|--|----------------|
| 300 <u>Purchased Professional and Technical Services</u> |  |                |
| 330 Other Professional Services                          |  | 7,913.08       |
| Total Purchased Professional and Technical Services      |  | \$7,913.08     |
| 500 <u>Other Purchased Services</u>                      |  |                |
| 520 Insurance – General                                  |  | (12,429.46)    |
| Total Other Purchased Services                           |  | (\$12,429.46)  |
| 600 <u>Supplies</u>                                      |  |                |
| 650 Supplies & Fees – Technology Related                 |  | 2,523,355.99   |
| Total Supplies   |  | \$2,523,355.99 |
| 700 <u>Property</u>                                      |  |                |
| 756 Capitalized Technology Equipment – Original          |  | 67,800.59      |
| 766 Capitalized Technology Equipment – Replacement       |  | 706,878.65     |
| Total Property   |  | \$774,679.24   |
| 800 <u>Other Objects</u>                                 |  |                |
| 810 Dues and Fees  |  | 5,767.04       |
| Total Other Objects                                      |  | \$5,767.04     |
| Total 2000 Support Services                              |  | \$3,299,285.89 |

LEA : 124159002     West Chester Area SD

Printed 7/14/2021 7:52:33 AM

Capital Reserve Fund - § 1431 (32)

2200 Support Services – Instructional Staff

|  | <u>Elementary</u>   | <u>Secondary</u>      | <u>Federal</u> | <u>Total</u>          |
|--|---------------------|-----------------------|----------------|-----------------------|
| 600 <u>Supplies</u>                                      |                     |                       |                |                       |
| 650 Supplies & Fees – Technology Related                 | 218,440.30          | 2,276,322.40          |                | 2,494,762.70          |
| <b>Total Supplies</b>                                    | <b>\$218,440.30</b> | <b>\$2,276,322.40</b> |                | <b>\$2,494,762.70</b> |
| <b>Total 2200 Support Services – Instructional Staff</b> | <b>\$218,440.30</b> | <b>\$2,276,322.40</b> |                | <b>\$2,494,762.70</b> |

LEA : 124159002     West Chester Area SD

Printed 7/14/2021 7:52:33 AM

Capital Reserve Fund - § 1431 (32)

2220 Technology Support Services

|   | <u>Elementary</u>   | <u>Secondary</u>      | <u>Federal</u> | <u>Total</u>          |
|---|---------------------|-----------------------|----------------|-----------------------|
| 600 <u>Supplies</u>                           |                     |                       |                |                       |
| 650 Supplies & Fees – Technology Related      | 218,440.30          | 2,276,322.40          |                | 2,494,762.70          |
| <b>Total Supplies</b>                         | <b>\$218,440.30</b> | <b>\$2,276,322.40</b> |                | <b>\$2,494,762.70</b> |
| <b>Total 2220 Technology Support Services</b> | <b>\$218,440.30</b> | <b>\$2,276,322.40</b> |                | <b>\$2,494,762.70</b> |

LEA : 124159002     West Chester Area SD

Printed 7/14/2021 7:52:33 AM

Capital Reserve Fund - § 1431 (32)

2300 Support Services – Administration

Elementary                      Secondary                      Federal                      Total

300 Purchased Professional and Technical Services

330 Other Professional Services 7,913.08

**Total Purchased Professional and Technical Services \$7,913.08**

700 Property

756 Capitalized Technology Equipment – Original 67,800.59

**Total Property \$67,800.59**

**Total 2300 Support Services – Administration \$75,713.67**



LEA : 124159002     West Chester Area SD

Printed 7/14/2021 7:52:33 AM

Capital Reserve Fund - § 1431 (32)

2350 Legal and Accounting Services

|  | <u>Elementary</u> | <u>Secondary</u> | <u>Federal</u> | <u>Total</u> |
|--|-------------------|------------------|----------------|--------------|
| 300 <u>Purchased Professional and Technical Services</u> |                   |                  |                |              |
| 330 Other Professional Services                          |                   |                  |                | 7,913.08     |
| Total Purchased Professional and Technical Services      |                   |                  |                | \$7,913.08   |
| Total 2350 Legal and Accounting Services                 |                   |                  |                | \$7,913.08   |

LEA : 124159002     West Chester Area SD

Printed 7/14/2021 7:52:33 AM

Capital Reserve Fund - § 1431 (32)

2390 Other Administration Services

| <u>Elementary</u> | <u>Secondary</u> | <u>Federal</u> | <u>Total</u> |
|-------------------|------------------|----------------|--------------|
|-------------------|------------------|----------------|--------------|

700 Property

|   |  |  |           |
|---|--|--|-----------|
| 756 Capitalized Technology Equipment – Original |  |  | 67,800.59 |
|---|--|--|-----------|

|                       |  |  |                    |
|-----------------------|--|--|--------------------|
| <b>Total Property</b> |  |  | <b>\$67,800.59</b> |
|-----------------------|--|--|--------------------|

|   |  |  |                    |
|---|--|--|--------------------|
| <b>Total 2390 Other Administration Services</b> |  |  | <b>\$67,800.59</b> |
|---|--|--|--------------------|

LEA : 124159002      West Chester Area SD

Printed 7/14/2021 7:52:33 AM

Capital Reserve Fund - § 1431 (32)

2500 Support Services – Business

|   | <u>Elementary</u> | <u>Secondary</u> | <u>Federal</u> | <u>Total</u>       |
|---|-------------------|------------------|----------------|--------------------|
| 600 <u>Supplies</u>                           |                   |                  |                |                    |
| 650 Supplies & Fees – Technology Related      |                   |                  |                | 53,867.32          |
| <b>Total Supplies</b>                         |                   |                  |                | <b>\$53,867.32</b> |
| <b>Total 2500 Support Services – Business</b> |                   |                  |                | <b>\$53,867.32</b> |

LEA : 124159002     West Chester Area SD

Printed 7/14/2021 7:52:33 AM

Capital Reserve Fund - § 1431 (32)

|  |                   |                  |                |              |
|--|-------------------|------------------|----------------|--------------|
| 2590 Other Support Services – Business       | <u>Elementary</u> | <u>Secondary</u> | <u>Federal</u> | <u>Total</u> |
| 600 <u>Supplies</u>                          |                   |                  |                |              |
| 650 Supplies & Fees – Technology Related     |                   |                  |                | 53,867.32    |
| Total Supplies                               |                   |                  |                | \$53,867.32  |
| Total 2590 Other Support Services – Business |                   |                  |                | \$53,867.32  |

LEA : 124159002      West Chester Area SD

Printed 7/14/2021 7:52:33 AM

|  |                   |                  |                |               |
|--|-------------------|------------------|----------------|---------------|
| Capital Reserve Fund - § 1431 (32)                 |                   |                  |                |               |
| 2800 Support Services – Central                    |                   |                  |                |               |
|  | <u>Elementary</u> | <u>Secondary</u> | <u>Federal</u> | <u>Total</u>  |
| 500 <u>Other Purchased Services</u>                |                   |                  |                |               |
| 520 Insurance – General                            |                   |                  |                | (12,429.46)   |
| Total Other Purchased Services                     |                   |                  |                | (\$12,429.46) |
| 600 <u>Supplies</u>                                |                   |                  |                |               |
| 650 Supplies & Fees – Technology Related           |                   |                  |                | (25,274.03)   |
| Total Supplies                                     |                   |                  |                | (\$25,274.03) |
| 700 <u>Property</u>                                |                   |                  |                |               |
| 766 Capitalized Technology Equipment – Replacement |                   |                  |                | 706,878.65    |
| Total Property                                     |                   |                  |                | \$706,878.65  |
| 800 <u>Other Objects</u>                           |                   |                  |                |               |
| 810 Dues and Fees                                  |                   |                  |                | 5,767.04      |
| Total Other Objects                                |                   |                  |                | \$5,767.04    |
| Total 2800 Support Services – Central              |                   |                  |                | \$674,942.20  |

LEA : 124159002      West Chester Area SD

Printed 7/14/2021 7:52:33 AM

|  |                   |                  |                |               |
|--|-------------------|------------------|----------------|---------------|
| Capital Reserve Fund - § 1431 (32)                 |                   |                  |                |               |
| 2820 Information Services                          | <u>Elementary</u> | <u>Secondary</u> | <u>Federal</u> | <u>Total</u>  |
| 500 <u>Other Purchased Services</u>                |                   |                  |                |               |
| 520 Insurance – General                            |                   |                  |                | (12,429.46)   |
| Total Other Purchased Services                     |                   |                  |                | (\$12,429.46) |
| 600 <u>Supplies</u>                                |                   |                  |                |               |
| 650 Supplies & Fees – Technology Related           |                   |                  |                | (25,274.03)   |
| Total Supplies                                     |                   |                  |                | (\$25,274.03) |
| 700 <u>Property</u>                                |                   |                  |                |               |
| 766 Capitalized Technology Equipment – Replacement |                   |                  |                | 706,878.65    |
| Total Property                                     |                   |                  |                | \$706,878.65  |
| 800 <u>Other Objects</u>                           |                   |                  |                |               |
| 810 Dues and Fees                                  |                   |                  |                | 5,767.04      |
| Total Other Objects                                |                   |                  |                | \$5,767.04    |
| Total 2820 Information Services                    |                   |                  |                | \$674,942.20  |

LEA : 124159002     West Chester Area SD

Printed 7/14/2021 7:52:33 AM

Capital Reserve Fund - § 1431 (32)

| 2829 Other Information Services                    | <u>Elementary</u> | <u>Secondary</u> | <u>Federal</u> | <u>Total</u>  |
|--|-------------------|------------------|----------------|---------------|
| 500 <u>Other Purchased Services</u>                |                   |                  |                |               |
| 520 Insurance – General                            |                   |                  |                | (12,429.46)   |
| Total Other Purchased Services                     |                   |                  |                | (\$12,429.46) |
| 600 <u>Supplies</u>                                |                   |                  |                |               |
| 650 Supplies & Fees – Technology Related           |                   |                  |                | (25,274.03)   |
| Total Supplies                                     |                   |                  |                | (\$25,274.03) |
| 700 <u>Property</u>                                |                   |                  |                |               |
| 766 Capitalized Technology Equipment – Replacement |                   |                  |                | 706,878.65    |
| Total Property                                     |                   |                  |                | \$706,878.65  |
| 800 <u>Other Objects</u>                           |                   |                  |                |               |
| 810 Dues and Fees                                  |                   |                  |                | 5,767.04      |
| Total Other Objects                                |                   |                  |                | \$5,767.04    |
| Total 2829 Other Information Services              |                   |                  |                | \$674,942.20  |

LEA : 124159002     West Chester Area SD

Printed 7/14/2021 7:52:44 AM

Capital Reserve Fund - § 1431 (32)

| 4000 Facilities Acquisition, Construction and Improvement Services       |  | <u>Total</u>   |
|--|--|----------------|
| 300 <u>Purchased Professional and Technical Services</u>                 |  |                |
| 330 Other Professional Services  |  | 1,257,007.95   |
| 390 Other Purchased Professional and Technical Services                  |  | 336,441.29     |
| Total Purchased Professional and Technical Services                      |  | \$1,593,449.24 |
| 400 <u>Purchased Property Services</u>                                   |  |                |
| 430 Repairs and Maintenance Services                                     |  | 21,780.00      |
| Total Purchased Property Services  |  | \$21,780.00    |
| 600 <u>Supplies</u>  |  |                |
| 610 General Supplies   |  | 80,073.16      |
| Total Supplies   |  | \$80,073.16    |
| 700 <u>Property</u>  |  |                |
| 720 Buildings  |  | 367,086.63     |
| 752 Capital Equipment – Original and Additional                          |  | 71,656.97      |
| Total Property   |  | \$438,743.60   |
| Total 4000 Facilities Acquisition, Construction and Improvement Services |  | \$2,134,046.00 |



LEA : 124159002     West Chester Area SD

Printed 7/14/2021 7:52:44 AM

Capital Reserve Fund - § 1431 (32)

| 4500 Building Acquisition and Construction Services – Original and Additional              | <u>Elementary</u> | <u>Secondary</u> | <u>Federal</u> | <u>Total</u>          |
|--|-------------------|------------------|----------------|-----------------------|
| 300 <u>Purchased Professional and Technical Services</u>                                   |                   |                  |                |                       |
| 330 Other Professional Services  |                   |                  |                | 1,257,007.95          |
| 390 Other Purchased Professional and Technical Services                                    |                   |                  |                | 270,648.57            |
| <b>Total Purchased Professional and Technical Services</b>                                 |                   |                  |                | <b>\$1,527,656.52</b> |
| 400 <u>Purchased Property Services</u>   |                   |                  |                |                       |
| 430 Repairs and Maintenance Services   |                   |                  |                | 21,780.00             |
| <b>Total Purchased Property Services</b>   |                   |                  |                | <b>\$21,780.00</b>    |
| 600 <u>Supplies</u>  |                   |                  |                |                       |
| 610 General Supplies   |                   |                  |                | 80,073.16             |
| <b>Total Supplies</b>  |                   |                  |                | <b>\$80,073.16</b>    |
| 700 <u>Property</u>  |                   |                  |                |                       |
| 720 Buildings  |                   |                  |                | 367,086.63            |
| 752 Capital Equipment – Original and Additional  |                   |                  |                | 71,656.97             |
| <b>Total Property</b>  |                   |                  |                | <b>\$438,743.60</b>   |
| <b>Total 4500 Building Acquisition and Construction Services – Original and Additional</b> |                   |                  |                | <b>\$2,068,253.28</b> |

LEA : 124159002     West Chester Area SD

Printed 7/14/2021 7:52:44 AM

Capital Reserve Fund - § 1431 (32)

4600 Existing Building Improvement Services

| <u>Elementary</u> | <u>Secondary</u> | <u>Federal</u> | <u>Total</u> |
|-------------------|------------------|----------------|--------------|
|-------------------|------------------|----------------|--------------|

300 Purchased Professional and Technical Services

|   |  |  |           |
|---|--|--|-----------|
| 390 Other Purchased Professional and Technical Services |  |  | 65,792.72 |
|---|--|--|-----------|

|  |  |  |                    |
|--|--|--|--------------------|
| <b>Total Purchased Professional and Technical Services</b> |  |  | <b>\$65,792.72</b> |
|--|--|--|--------------------|

|  |  |  |                    |
|--|--|--|--------------------|
| <b>Total 4600 Existing Building Improvement Services</b> |  |  | <b>\$65,792.72</b> |
|--|--|--|--------------------|

LEA : 124159002     West Chester Area SD

Printed 7/14/2021 7:52:35 AM

Other Capital Projects Fund (39)

| 2000 Support Services       |  | <u>Total</u> |
|-----------------------------|--|--------------|
| 800 <u>Other Objects</u>    |  |              |
| 810 Dues and Fees           |  | 388,047.89   |
| Total Other Objects         |  | \$388,047.89 |
| Total 2000 Support Services |  | \$388,047.89 |

Page 164

LEA : 124159002    West Chester Area SD

Printed 7/14/2021 7:52:35 AM

Other Capital Projects Fund (39)

2390 Other Administration Services

Elementary                      Secondary                      Federal                      Total

800 Other Objects

810 Dues and Fees 388,047.89

**Total Other Objects \$388,047.89**

**Total 2390 Other Administration Services \$388,047.89**

LEA : 124159002     West Chester Area SD

Printed 7/14/2021 7:52:46 AM

Other Capital Projects Fund (39)

4000 Facilities Acquisition, Construction and Improvement Services

Total

|  |                 |
|--|-----------------|
| 100 Personnel Services – Salaries  | 259,970.26      |
| Total Personnel Services – Salaries                                      | \$259,970.26    |
| 200 Personnel Services – Employee Benefits                               |                 |
| 210 Group Insurance – Contracted Provider                                | 2,312.85        |
| 220 Social Security Contributions  | 19,231.49       |
| 230 PSERS Retirement Contributions                                       | 86,743.27       |
| 270 Group Insurance – Self-Insurance                                     | 44,949.08       |
| Total Personnel Services – Employee Benefits                             | \$153,236.69    |
| 300 Purchased Professional and Technical Services                        |                 |
| 330 Other Professional Services  | 446,199.00      |
| 390 Other Purchased Professional and Technical Services                  | 12,914,666.33   |
| Total Purchased Professional and Technical Services                      | \$13,360,865.33 |
| 400 Purchased Property Services  |                 |
| 440 Rentals  | 112,430.73      |
| Total Purchased Property Services  | \$112,430.73    |
| 600 Supplies   |                 |
| 610 General Supplies   | 3,776.53        |
| Total Supplies   | \$3,776.53      |
| 700 Property   |                 |
| 752 Capital Equipment – Original and Additional                          | 104,803.52      |
| 762 Capitalized Equipment - Replacement                                  | 343,053.00      |
| Total Property   | \$447,856.52    |
| Total 4000 Facilities Acquisition, Construction and Improvement Services | \$14,338,136.06 |

LEA : 124159002     West Chester Area SD

Printed 7/14/2021 7:52:46 AM

Other Capital Projects Fund (39)

|  |                   |                  |                |                 |
|--|-------------------|------------------|----------------|-----------------|
| 4600 Existing Building Improvement Services              | <u>Elementary</u> | <u>Secondary</u> | <u>Federal</u> | <u>Total</u>    |
| 100 <u>Personnel Services – Salaries</u>                 |                   |                  |                |                 |
| 100 Personnel Services – Salaries                        |                   |                  |                | 259,970.26      |
| Total Personnel Services – Salaries                      |                   |                  |                | \$259,970.26    |
| 200 <u>Personnel Services – Employee Benefits</u>        |                   |                  |                |                 |
| 210 Group Insurance – Contracted Provider                |                   |                  |                | 2,312.85        |
| 220 Social Security Contributions                        |                   |                  |                | 19,231.49       |
| 230 PSERS Retirement Contributions                       |                   |                  |                | 86,743.27       |
| 270 Group Insurance – Self-Insurance                     |                   |                  |                | 44,949.08       |
| Total Personnel Services – Employee Benefits             |                   |                  |                | \$153,236.69    |
| 300 <u>Purchased Professional and Technical Services</u> |                   |                  |                |                 |
| 330 Other Professional Services                          |                   |                  |                | 446,199.00      |
| 390 Other Purchased Professional and Technical Services  |                   |                  |                | 12,914,666.33   |
| Total Purchased Professional and Technical Services      |                   |                  |                | \$13,360,865.33 |
| 400 <u>Purchased Property Services</u>                   |                   |                  |                |                 |
| 440 Rentals  |                   |                  |                | 112,430.73      |
| Total Purchased Property Services                        |                   |                  |                | \$112,430.73    |
| 600 <u>Supplies</u>                                      |                   |                  |                |                 |
| 610 General Supplies                                     |                   |                  |                | 3,776.53        |
| Total Supplies   |                   |                  |                | \$3,776.53      |
| 700 <u>Property</u>                                      |                   |                  |                |                 |
| 752 Capital Equipment – Original and Additional          |                   |                  |                | 104,803.52      |
| 762 Capitalized Equipment - Replacement                  |                   |                  |                | 343,053.00      |
| Total Property   |                   |                  |                | \$447,856.52    |
| Total 4600 Existing Building Improvement Services        |                   |                  |                | \$14,338,136.06 |

LEA : 124159002     West Chester Area SD

Printed 7/14/2021 7:53:07 AM

|   | General Fund(10)        | Student Sponsored<br>Activity Fund(21) | Public Purpose Trust(27) | Other Compt Approved<br>(28) | Athletic / Activity(29) |
|---|-------------------------|--|--------------------------|------------------------------|-------------------------|
| <b>1000 Instruction</b>   |                         |  |                          |                              |                         |
| 1100 Regular Programs - Elementary / Secondary                                | 94,197,737.43           |  |                          |                              |                         |
| 1200 Special Programs - Elementary / Secondary                                | 37,658,953.60           |  |                          |                              |                         |
| 1300 Vocational Education   | 6,292,292.89            |  |                          |                              |                         |
| 1400 Other Instructional Programs - Elementary / Secondary                    | 940,636.40              |  |                          |                              |                         |
| 1500 Nonpublic School Programs  | 66,438.28               |  |                          |                              |                         |
| <b>Total Instruction</b>  | <b>\$139,156,058.60</b> |  |                          |                              |                         |
| <b>2000 Support Services</b>  |                         |  |                          |                              |                         |
| 2100 Support Services - Students  | 9,151,408.09            |  |                          |                              |                         |
| 2200 Support Services - Instructional Staff                                   | 5,668,075.35            |  |                          |                              |                         |
| 2300 Support Services - Administration  | 11,293,929.10           |  |                          |                              |                         |
| 2400 Support Services - Pupil Health  | 2,395,807.14            |  |                          |                              |                         |
| 2500 Support Services - Business  | 1,787,150.88            |  |                          |                              |                         |
| 2600 Operation and Maintenance of Plant Services                              | 16,068,868.04           |  |                          |                              |                         |
| 2700 Student Transportation Services  | 12,409,575.00           |  |                          |                              |                         |
| 2800 Support Services - Central   | 3,595,538.88            |  |                          |                              |                         |
| 2900 Other Support Services   | 147,771.44              |  |                          |                              |                         |
| <b>Total Support Services</b>   | <b>\$62,518,123.92</b>  |  |                          |                              |                         |
| <b>3000 Operation of Non-Instructional Services</b>                           |                         |  |                          |                              |                         |
| 3200 Student Activities   | 4,749,543.90            |  |                          |                              |                         |
| 3300 Community Services   | 104,769.03              |  |                          |                              |                         |
| <b>Total Operation of Non-Instructional Services</b>                          | <b>\$4,854,312.93</b>   |  |                          |                              |                         |
| <b>4000 Facilities Acquisition, Construction and Improvement Services</b>     |                         |  |                          |                              |                         |
| 4500 Building Acquisition and Construction Services - Original and Additional |                         |  |                          |                              |                         |
| 4600 Existing Building Improvement Services                                   |                         |  |                          |                              |                         |
| <b>Total Facilities Acquisition, Construction and Improvement Services</b>    |                         |  |                          |                              |                         |
| <b>5000 Other Expenditures and Financing Uses</b>                             |                         |  |                          |                              |                         |
| 5100 Debt Service / Other Expenditures and Financing Uses                     | 26,541,651.93           |  |                          |                              |                         |
| 5200 Interfund Transfers - Out  | 5,451,612.00            |  |                          |                              |                         |
| <b>Total Other Expenditures and Financing Uses</b>                            | <b>\$31,993,263.93</b>  |  |                          |                              |                         |
| <b>TOTAL ACTUAL EXPENDITURES &amp; OTHER FINANCING USES</b>                   | <b>\$238,521,759.38</b> |  |                          |                              |                         |



LEA : 124159002 West Chester Area SD

Printed 7/14/2021 7:53:07 AM

|   | <u>Capital Reserve (690.1850)(31)</u> | <u>Capital Reserve (1431)(32)</u> | <u>Other Capital Projects Fund(39)</u> | <u>Debt Service(40)</u> | <u>Permanent(90)</u> |
|---|---------------------------------------|-----------------------------------|--|-------------------------|----------------------|
| <b>1000 Instruction</b>   |                                       |                                   |  |                         |                      |
| 1100 Regular Programs - Elementary / Secondary                                |                                       |                                   |  |                         |                      |
| 1200 Special Programs - Elementary / Secondary                                |                                       |                                   |  |                         |                      |
| 1300 Vocational Education   |                                       |                                   |  |                         |                      |
| 1400 Other Instructional Programs - Elementary / Secondary                    |                                       |                                   |  |                         |                      |
| 1500 Nonpublic School Programs  |                                       |                                   |  |                         |                      |
| <b>Total Instruction</b>  |                                       |                                   |  |                         |                      |
| <b>2000 Support Services</b>  |                                       |                                   |  |                         |                      |
| 2100 Support Services - Students  |                                       |                                   |  |                         |                      |
| 2200 Support Services - Instructional Staff                                   |                                       | 2,494,762.70                      |  |                         |                      |
| 2300 Support Services - Administration  |                                       | 75,713.67                         | 388,047.89                             |                         |                      |
| 2400 Support Services - Pupil Health  |                                       |                                   |  |                         |                      |
| 2500 Support Services - Business  |                                       | 53,867.32                         |  |                         |                      |
| 2600 Operation and Maintenance of Plant Services                              |                                       |                                   |  |                         |                      |
| 2700 Student Transportation Services  |                                       |                                   |  |                         |                      |
| 2800 Support Services - Central   |                                       | 674,942.20                        |  |                         |                      |
| 2900 Other Support Services   |                                       |                                   |  |                         |                      |
| <b>Total Support Services</b>   |                                       | <b>\$3,299,285.89</b>             | <b>\$388,047.89</b>                    |                         |                      |
| <b>3000 Operation of Non-Instructional Services</b>                           |                                       |                                   |  |                         |                      |
| 3200 Student Activities   |                                       |                                   |  |                         |                      |
| 3300 Community Services   |                                       |                                   |  |                         |                      |
| <b>Total Operation of Non-Instructional Services</b>                          |                                       |                                   |  |                         |                      |
| <b>4000 Facilities Acquisition, Construction and Improvement Services</b>     |                                       |                                   |  |                         |                      |
| 4500 Building Acquisition and Construction Services - Original and Additional |                                       | 2,068,253.28                      |  |                         |                      |
| 4600 Existing Building Improvement Services                                   |                                       | 65,792.72                         | 14,338,136.06                          |                         |                      |
| <b>Total Facilities Acquisition, Construction and Improvement Services</b>    |                                       | <b>\$2,134,046.00</b>             | <b>\$14,338,136.06</b>                 |                         |                      |
| <b>5000 Other Expenditures and Financing Uses</b>                             |                                       |                                   |  |                         |                      |
| 5100 Debt Service / Other Expenditures and Financing Uses                     |                                       |                                   |  |                         |                      |
| 5200 Interfund Transfers - Out  |                                       |                                   |  |                         |                      |
| <b>Total Other Expenditures and Financing Uses</b>                            |                                       |                                   |  |                         |                      |
| <b>TOTAL ACTUAL EXPENDITURES &amp; OTHER FINANCING USES</b>                   |                                       | <b>\$5,433,331.89</b>             | <b>\$14,726,183.95</b>                 |                         |                      |

|  | <u>Total</u>            |
|--|-------------------------|
| <b>1000 <u>Instruction</u></b>   |                         |
| 1100 Regular Programs - Elementary / Secondary                                   | 94,197,737.43           |
| 1200 Special Programs - Elementary / Secondary                                   | 37,658,953.60           |
| 1300 Vocational Education  | 6,292,292.89            |
| 1400 Other Instructional Programs - Elementary / Secondary                       | 940,636.40              |
| 1500 Nonpublic School Programs   | 66,438.28               |
| <b>Total Instruction</b>   | <b>\$139,156,058.60</b> |
| <b>2000 <u>Support Services</u></b>  |                         |
| 2100 Support Services - Students   | 9,151,408.09            |
| 2200 Support Services - Instructional Staff                                      | 8,162,838.05            |
| 2300 Support Services - Administration   | 11,757,690.66           |
| 2400 Support Services - Pupil Health   | 2,395,807.14            |
| 2500 Support Services - Business   | 1,841,018.20            |
| 2600 Operation and Maintenance of Plant Services                                 | 16,068,868.04           |
| 2700 Student Transportation Services   | 12,409,575.00           |
| 2800 Support Services - Central  | 4,270,481.08            |
| 2900 Other Support Services  | 147,771.44              |
| <b>Total Support Services</b>  | <b>\$66,205,457.70</b>  |
| <b>3000 <u>Operation of Non-Instructional Services</u></b>                       |                         |
| 3200 Student Activities  | 4,749,543.90            |
| 3300 Community Services  | 104,769.03              |
| <b>Total Operation of Non-Instructional Services</b>                             | <b>\$4,854,312.93</b>   |
| <b>4000 <u>Facilities Acquisition, Construction and Improvement Services</u></b> |                         |
| 4500 Building Acquisition and Construction Services - Original and Additional    | 2,068,253.28            |
| 4600 Existing Building Improvement Services                                      | 14,403,928.78           |
| <b>Total Facilities Acquisition, Construction and Improvement Services</b>       | <b>\$16,472,182.06</b>  |
| <b>5000 <u>Other Expenditures and Financing Uses</u></b>                         |                         |
| 5100 Debt Service / Other Expenditures and Financing Uses                        | 26,541,651.93           |
| 5200 Interfund Transfers - Out   | 5,451,612.00            |
| <b>Total Other Expenditures and Financing Uses</b>                               | <b>\$31,993,263.93</b>  |
| <b>TOTAL ACTUAL EXPENDITURES &amp; OTHER FINANCING USES</b>                      | <b>\$258,681,275.22</b> |

LEA : 124159002     West Chester Area SD

Printed 7/14/2021 7:53:28 AM

PSERS Salary Data (Salary Data should relate to the General Fund only)

| Amount | Description  | Amount        |
|--------|--|---------------|
|        | Total Salary Base for salaries subject to PSERS withholding  | 97,047,353.96 |
|        | Total Federally Funded salaries subject to PSERS withholding | 492,114.01    |
|        |  |               |

Title I Expenditure Data

| Amount                         | Description                                       | Amount       |
|--------------------------------|---|--------------|
|                                | Expenditures Funded with Current Title I Funds    | 598,796.00   |
|                                | Expenditures Funded with Carry over Title I Funds |              |
|                                |   |              |
| Total Title I Expenditure Data |   | \$598,796.00 |

Benefits for Staff Relative to Collective Bargaining Agreements

|                          | OBJECT                                   | COVERED         | NOT COVERED    | TOTAL           |
|--------------------------|--|-----------------|----------------|-----------------|
| 10 General Fund          |  |                 |                |                 |
|                          | 211 Medical Insurance                    |                 |                |                 |
|                          | 212 Dental Insurance                     |                 |                |                 |
|                          | 215 Eye Care Insurance                   |                 |                |                 |
|                          | 216 Prescription Insurance               |                 |                |                 |
|                          | 271 Self-Insurance Medical Benefits      | 8,603,978.82    | 815,359.00     | 9,419,337.82    |
|                          | 272 Self-Insurance Dental Benefits       | 744,770.81      | 71,498.00      | 816,268.81      |
|                          | 275 Self-Insurance Eye Care Benefits     | 112,386.08      | 10,665.11      | 123,051.19      |
|                          | 276 Self-Insurance Prescription Benefits | 2,649,155.73    | 250,465.63     | 2,899,621.36    |
|                          | FUND TOTAL                               | \$12,110,291.44 | \$1,147,987.74 | \$13,258,279.18 |
| 50 Enterprise Fund       | No Self Insurance data to report         |                 |                |                 |
|                          | 211 Medical Insurance                    |                 |                |                 |
|                          | 212 Dental Insurance                     |                 |                |                 |
|                          | 215 Eye Care Insurance                   |                 |                |                 |
|                          | 216 Prescription Insurance               |                 |                |                 |
|                          | 271 Self-Insurance Medical Benefits      |                 |                |                 |
|                          | 272 Self-Insurance Dental Benefits       |                 |                |                 |
|                          | 275 Self-Insurance Eye Care Benefits     |                 |                |                 |
|                          | 276 Self-Insurance Prescription Benefits |                 |                |                 |
|                          | FUND TOTAL                               |                 |                |                 |
| 60 Internal Service Fund | No Self Insurance data to report         |                 |                |                 |
|                          | 211 Medical Insurance                    |                 |                |                 |
|                          | 212 Dental Insurance                     |                 |                |                 |
|                          | 215 Eye Care Insurance                   |                 |                |                 |
|                          | 216 Prescription Insurance               |                 |                |                 |
|                          | 271 Self-Insurance Medical Benefits      |                 |                |                 |
|                          | 272 Self-Insurance Dental Benefits       |                 |                |                 |
|                          | 275 Self-Insurance Eye Care Benefits     |                 |                |                 |
|                          | 276 Self-Insurance Prescription Benefits |                 |                |                 |
|                          | FUND TOTAL                               |                 |                |                 |
| Total of All Funds       |  | \$12,110,291.44 | \$1,147,987.74 | \$13,258,279.18 |

LEA : 124159002 West Chester Area SD

Printed 7/14/2021 7:53:46 AM

| Function   | Special Education<br>(Prior Year) | Nonspecial Education<br>(Prior Year) | Total (Prior Year) | Special Education<br>(Current Year) | Nonspecial Education<br>(Current Year) | Total (Current Year) |
|--|-----------------------------------|--------------------------------------|--------------------|-------------------------------------|--|----------------------|
| 2120 Guidance Services                               | 2,058,138.22                      | 3,087,207.34                         | 5,145,345.56       | 2,012,587.74                        | 3,018,881.60                           | 5,031,469.34         |
| 2140 Psychological Services                          | 1,926,579.76                      | 214,064.42                           | 2,140,644.18       | 1,966,725.38                        | 218,525.04                             | 2,185,250.42         |
| 2150 Speech Pathology and Audiology Services         |                                   |                                      |                    |                                     |  |                      |
| 2160 Social Work Services                            | 217,566.17                        | 652,698.50                           | 870,264.67         | 213,984.42                          | 641,953.27                             | 855,937.69           |
| 2260 Instruction and Curriculum Development Services | 199,534.58                        | 1,463,253.57                         | 1,662,788.15       | 234,127.49                          | 1,716,934.92                           | 1,951,062.41         |
| 2350 Legal and Accounting Services                   | 22,811.85                         | 280,832.59                           | 303,644.44         | 21,224.24                           | 221,946.07                             | 243,170.31           |
| 2420 Medical Services                                | 405.00                            | 2,970.00                             | 3,375.00           | 162.00                              | 1,188.00                               | 1,350.00             |
| 2440 Nursing Services                                | 251,320.60                        | 1,843,017.75                         | 2,094,338.35       | 262,369.89                          | 1,924,045.84                           | 2,186,415.73         |
| 2700 Student Transportation Services                 | 3,867,316.56                      | 9,605,441.77                         | 13,472,758.33      | 3,503,363.89                        | 8,906,211.11                           | 12,409,575.00        |
| Total  | \$8,543,672.74                    | \$17,149,485.94                      | \$25,693,158.68    | \$8,214,545.05                      | \$16,649,685.85                        | \$24,864,230.90      |

LEA : 124159002     West Chester Area SD

Printed 7/14/2021 7:53:52 AM

|   | (PRINCIPAL AMOUNTS ONLY) |                                      |                                   |                         |  |                         |                          |                |
|---|--------------------------|--------------------------------------|-----------------------------------|-------------------------|--|-------------------------|--------------------------|----------------|
| <u>GOVERNMENTAL FUNDS/ ACTIVITIES</u>       | Short-Term<br>Borrowing  | General<br>Obligation<br>Bonds/Notes | Authority Building<br>Obligations | Other Long-Term<br>Debt | Other Post-<br>Employment<br>Benefits (OPEB) | Compensated<br>Absences | Net Pension<br>Liability | Total          |
| 1. Debt at Beginning of Fiscal Year         |                          | 250,425,000.00                       |                                   |                         | 29,410,267.00                                | 5,155,067.00            | 329,698,000.00           | 614,688,334.00 |
| 2. Additional Debt Incurred During Year     |                          | 34,750,000.00                        |                                   |                         |  | 1,565,498.00            |                          | 36,315,498.00  |
| 3. Retirements and Repayments               |                          | 16,290,000.00                        |                                   |                         | 600,433.00                                   | 1,280,410.00            | 9,284,000.00             | 27,454,843.00  |
| 4. Debt at End of Fiscal Year               |                          | 268,885,000.00                       |                                   |                         | 28,809,834.00                                | 5,440,155.00            | 320,414,000.00           | 623,548,989.00 |
| 5. Accreted Interest at End Of Fiscal Year  |                          |                                      |                                   |                         |  |                         |                          |                |
| 6. Total Debt and Accreted Interest         |                          | 268,885,000.00                       |                                   |                         | 28,809,834.00                                | 5,440,155.00            | 320,414,000.00           | 623,548,989.00 |
| 7. Current Portion P&I - Due within 1 year  |                          | 27,235,205.00                        |                                   |                         |  |                         |                          | 27,235,205.00  |
| 8. Interest Paid during current fiscal year |                          | 10,251,654.00                        |                                   |                         |  |                         |                          | 10,251,654.00  |

| (PRINCIPAL AMOUNTS ONLY)                    |  |  |  |  |  |  |  |
|---|--|--|--|--|--|--|--|
| PROPRIETARY FUNDS                           |  |  |  |  |  |  |  |
| 1. Debt at Beginning of Fiscal Year         |  |  |  |  |  |  |  |
| 2. Additional Debt Incurred During Year     |  |  |  |  |  |  |  |
| 3. Retirements and Repayments               |  |  |  |  |  |  |  |
| 4. Debt at End of Fiscal Year               |  |  |  |  |  |  |  |
| 5. Accreted Interest at End Of Fiscal Year  |  |  |  |  |  |  |  |
| 6. Total Debt and Accreted Interest         |  |  |  |  |  |  |  |
| 7. Current Portion P&I - Due within 1 year  |  |  |  |  |  |  |  |
| 8. Interest Paid during current fiscal year |  |  |  |  |  |  |  |

LEA : 124159002    West Chester Area SD

Total Principal and Interest Payments Made by Your School - All Funds

| Function                                 | Fund |                        | Principal (910) | Principal (920) | Interest (830)  | Total (Principal +Interest) | Misc Other Uses (990) |
|--|------|------------------------|-----------------|-----------------|-----------------|-----------------------------|-----------------------|
| 5110                                     | 10   | General Fund           | 16,290,000.00   |                 | 10,251,651.93   | 26,541,651.93               |                       |
| 5110                                     | 20   | Special Revenue Funds  |                 |                 |                 |                             |                       |
| 5110                                     | 30   | Capital Projects Funds |                 |                 |                 |                             |                       |
| 5110                                     | 40   | Debt Service Fund      |                 |                 |                 |                             |                       |
| 5110                                     | 90   | Permanent Fund         |                 |                 |                 |                             |                       |
| 5120                                     | 10   | General Fund           |                 |                 |                 |                             |                       |
| 5120                                     | 20   | Special Revenue Funds  |                 |                 |                 |                             |                       |
| 5120                                     | 30   | Capital Projects Funds |                 |                 |                 |                             |                       |
| 5120                                     | 40   | Debt Service Fund      |                 |                 |                 |                             |                       |
| Total Debt Payments - Governmental Funds |      |                        | \$16,290,000.00 |                 | \$10,251,651.93 | \$26,541,651.93             |                       |

| Function                                | Fund |                       | Principal (910) | Principal (920) | Interest (830) | Total (Principal +Interest) |
|---|------|-----------------------|-----------------|-----------------|----------------|-----------------------------|
| 5110                                    | 50   | Enterprise Fund       |                 |                 |                |                             |
| 5110                                    | 60   | Internal Service Fund |                 |                 |                |                             |
| 5120                                    | 50   | Enterprise Fund       |                 |                 |                |                             |
| 5120                                    | 60   | Internal Service Fund |                 |                 |                |                             |
| Total Debt Payments - Proprietary Funds |      |                       |                 |                 |                |                             |

LEA : 124159002     West Chester Area SD

Printed 7/14/2021 7:53:52 AM

| Debt Category                         | Debt Issue Date<br>(MM/YYYY) | Principal Amounts Only           |                 |                         |                            | Current Portion Due Within One Year (Principal and Interest) | Interest Paid During Fiscal Year |
|---------------------------------------|------------------------------|----------------------------------|-----------------|-------------------------|----------------------------|--|----------------------------------|
|                                       |                              | Debt at Beginning of Fiscal Year | Additions       | Reductions / Repayments | Debt at End of Fiscal Year |  |                                  |
| General Obligation Bonds/Notes – CIB  | 09/2019                      |                                  | 34,750,000.00   |                         | 34,750,000.00              | 1,395,000.00   | 868,750.00                       |
| General Obligation Bonds/Notes – CIB  | 11/2018                      | 9,990,000.00                     |                 | 5,000.00                | 9,985,000.00               | 341,577.00   | 336,703.00                       |
| General Obligation Bonds/Notes – CIB  | 12/2017                      | 9,745,000.00                     |                 | 5,000.00                | 9,740,000.00               | 242,475.00   | 237,563.00                       |
| General Obligation Bonds/Notes – CIB  | 05/2017                      | 6,625,000.00                     |                 | 605,000.00              | 6,020,000.00               | 732,115.00   | 129,315.00                       |
| General Obligation Bonds/Notes – CIB  | 12/2016                      | 8,490,000.00                     |                 | 5,000.00                | 8,485,000.00               | 259,412.00   | 508,888.00                       |
| General Obligation Bonds/Notes – CIB  | 04/2016                      | 32,015,000.00                    |                 | 5,000.00                | 32,010,000.00              | 1,253,703.00   | 1,248,770.00                     |
| General Obligation Bonds/Notes – CIB  | 01/2016                      | 10,175,000.00                    |                 | 1,840,000.00            | 8,335,000.00               | 2,351,750.00   | 254,375.00                       |
| General Obligation Bonds/Notes – CIB  | 09/2015                      | 2,260,000.00                     |                 | 735,000.00              | 1,525,000.00               | 777,950.00   | 45,200.00                        |
| General Obligation Bonds/Notes – CIB  | 08/2015                      | 9,675,000.00                     |                 | 5,000.00                | 9,670,000.00               | 262,543.00   | 257,608.00                       |
| General Obligation Bonds/Notes – CIB  | 09/2014                      | 56,460,000.00                    |                 | 290,000.00              | 56,170,000.00              | 2,474,800.00   | 2,188,500.00                     |
| General Obligation Bonds/Notes – CIB  | 01/2014                      | 26,385,000.00                    |                 | 800,000.00              | 25,585,000.00              | 2,364,250.00   | 1,299,250.00                     |
| General Obligation Bonds/Notes – CIB  | 01/2014                      | 12,000,000.00                    |                 |                         | 12,000,000.00              | 489,763.00   | 489,763.00                       |
| General Obligation Bonds/Notes – CIB  | 01/2013                      | 1,675,000.00                     |                 | 825,000.00              | 850,000.00                 | 858,500.00   | 25,250.00                        |
| General Obligation Bonds/Notes – CIB  | 08/2012                      | 22,855,000.00                    |                 | 7,875,000.00            | 14,980,000.00              | 7,959,200.00   | 992,950.00                       |
| General Obligation Bonds/Notes – CIB  | 08/2012                      | 21,000,000.00                    |                 |                         | 21,000,000.00              | 630,000.00   | 630,000.00                       |
| General Obligation Bonds/Notes – CIB  | 12/2010                      | 11,120,000.00                    |                 | 3,290,000.00            | 7,830,000.00               | 3,811,500.00   | 523,100.00                       |
| General Obligation Bonds/Notes – CIB  | 10/2009                      | 9,955,000.00                     |                 | 5,000.00                | 9,950,000.00               | 1,030,667.00   | 215,669.00                       |
| Compensated Absences                  |                              | 5,155,067.00                     | 1,565,498.00    | 1,280,410.00            | 5,440,155.00               |  |                                  |
| Other Post-Employment Benefits (OPEB) |                              | 29,410,267.00                    |                 | 600,433.00              | 28,809,834.00              |  |                                  |
| Net Pension Liability                 |                              | 329,698,000.00                   |                 | 9,284,000.00            | 320,414,000.00             |  |                                  |
| Totals for Debt Entered:              |                              | \$614,688,334.00                 | \$36,315,498.00 | \$27,454,843.00         | \$623,548,989.00           | \$27,235,205.00  | \$10,251,654.00                  |



LEA : 124159002     West Chester Area SD

Printed 7/14/2021 7:53:56 AM

General Fund (10)

| Section 1: Tuition/Purchased Services as Reported within Expenditure Detail | Amount                 |
|---|------------------------|
| Tuition Reported in General Fund Expenditures 1000-560                      | 14,177,604.34          |
| Purchased Services in General Fund Expenditures 1000-594 and 1000-597       | 5,832.41               |
| <b>Section 1 Total</b>  | <b>\$14,183,436.75</b> |

| Section 2: Tuition Paid to Institution Types During Fiscal Year | Tuition Paid For<br>Nonspecial Education | Tuition Paid For<br>Special Education | Total                  |
|---|--|---------------------------------------|------------------------|
| 1    1306 Institutions  |  | 614,572.89                            | 614,572.89             |
| 2    Institutionalized Children's Programs                      |  | 5,832.41                              | 5,832.41               |
| 3    Juveniles Incarcerated in Adult Facilities                 |  |                                       |                        |
| 4    Residential Treatment Facilities                           |  |                                       |                        |
| 5    Other Local Education Agencies                             | 21,918.00                                | 114,872.48                            | 136,790.48             |
| 6    Brick and Mortar Charter Schools                           | 3,144,461.39                             | 2,057,300.80                          | 5,201,762.19           |
| 7    Cyber Charter Schools                                      | 1,512,409.09                             | 1,061,576.39                          | 2,573,985.48           |
| 8    Career and Technology Centers                              | 2,557,835.40                             |                                       | 2,557,835.40           |
| 9    Approved Private Schools                                   |  | 2,273,576.82                          | 2,273,576.82           |
| 10   PA Chartered Schools for the Deaf and Blind                |  |                                       |                        |
| 11   Private Residential Rehabilitative Institutions            |  | 17,883.70                             | 17,883.70              |
| 12   Juvenile Detention Centers                                 |  |                                       |                        |
| 13   Special Program Jointures                                  |  |                                       |                        |
| 14   Other Tuition Not Included Elsewhere In This Section       | 16,011.99                                | 785,185.39                            | 801,197.38             |
| <b>Section 2 Total</b>  | <b>\$7,252,635.87</b>                    | <b>\$6,930,800.88</b>                 | <b>\$14,183,436.75</b> |

LEA : 124159002     West Chester Area SD

Printed 7/14/2021 7:53:59 AM

Food Service / Cafeteria Operations Fund (51)

3000 Operation of Non-Instructional Services

Total

500 Other Purchased Services

|                             |              |
|-----------------------------|--------------|
| 570 Food Service Management | 2,828,135.00 |
|-----------------------------|--------------|

|                                       |                       |
|---------------------------------------|-----------------------|
| <b>Total Other Purchased Services</b> | <b>\$2,828,135.00</b> |
|---------------------------------------|-----------------------|

700 Property

|                  |            |
|------------------|------------|
| 740 Depreciation | 118,593.00 |
|------------------|------------|

|                       |                     |
|-----------------------|---------------------|
| <b>Total Property</b> | <b>\$118,593.00</b> |
|-----------------------|---------------------|

|   |                       |
|---|-----------------------|
| <b>Total 3000 Operation of Non-Instructional Services</b> | <b>\$2,946,728.00</b> |
|---|-----------------------|

LEA : 124159002    West Chester Area SD

Printed 7/14/2021 7:53:59 AM

Food Service / Cafeteria Operations Fund (51)

| 3100 Food Services                  | <u>Elementary</u> | <u>Secondary</u> | <u>Federal</u> | <u>Total</u>   |
|-------------------------------------|-------------------|------------------|----------------|----------------|
| 500 <u>Other Purchased Services</u> |                   |                  |                |                |
| 570 Food Service Management         |                   |                  |                | 2,828,135.00   |
| Total Other Purchased Services      |                   |                  |                | \$2,828,135.00 |
| 700 <u>Property</u>                 |                   |                  |                |                |
| 740 Depreciation                    |                   |                  |                | 118,593.00     |
| Total Property                      |                   |                  |                | \$118,593.00   |
| Total 3100 Food Services            |                   |                  |                | \$2,946,728.00 |

|   | <u>Food Service(51)</u> | <u>Child Care Operations(52)</u> | <u>Other Enterprise(58)</u> | <u>Internal Service(60)</u> | <u>Total</u>          |
|---|-------------------------|----------------------------------|-----------------------------|-----------------------------|-----------------------|
| <b>3000 <u>Operation of Non-Instructional Services</u></b>  |                         |                                  |                             |                             |                       |
| 3100 Food Services  | 2,946,728.00            |                                  |                             |                             | 2,946,728.00          |
| <b>Total Operation of Non-Instructional Services</b>        | <b>\$2,946,728.00</b>   |                                  |                             |                             | <b>\$2,946,728.00</b> |
| <b>TOTAL ACTUAL EXPENDITURES &amp; OTHER FINANCING USES</b> | <b>\$2,946,728.00</b>   |                                  |                             |                             | <b>\$2,946,728.00</b> |

LEA : 124159002     West Chester Area SD

Printed 7/14/2021 7:54:19 AM

| Fund  | School                        | School Number | Local Personnel | Local Nonpersonnel | State Personnel | State Nonpersonnel | Federal Personnel | Federal Nonpersonnel | Total          | Explanation |
|-------|-------------------------------|---------------|-----------------|--------------------|-----------------|--------------------|-------------------|----------------------|----------------|-------------|
| 10    |                               |               |                 |                    |                 |                    |                   |                      |                |             |
|       | E N Peirce MS                 | 1452          | 10,517,106.64   | 1,820,900.83       | 3,156,484.61    | 546,504.44         | 21,518.44         | 142,729.89           | 16,205,244.85  |             |
|       | East Bradford El Sch          | 1392          | 4,277,000.31    | 667,600.33         | 1,283,650.16    | 200,365.96         | 72,189.51         | 53,609.20            | 6,554,415.47   |             |
|       | East Goshen El Sch            | 1395          | 4,342,280.12    | 736,217.46         | 1,303,242.50    | 220,959.93         | 8,781.42          | 58,246.38            | 6,669,727.81   |             |
|       | Exton El Sch                  | 1456          | 5,224,479.29    | 964,515.62         | 1,568,015.71    | 289,478.73         | 11,767.82         | 78,054.90            | 8,136,312.07   |             |
|       | Fern Hill El Sch              | 1454          | 5,094,449.63    | 889,259.70         | 1,528,990.09    | 266,892.27         | 159,086.53        | 71,951.59            | 8,010,629.81   |             |
|       | Glen Acres El Sch             | 4812          | 5,110,081.03    | 947,316.63         | 1,533,681.52    | 284,316.82         | 145,297.16        | 75,406.43            | 8,096,099.59   |             |
|       | Hillsdale El Sch              | 6910          | 5,077,199.02    | 924,179.99         | 1,523,812.69    | 277,372.85         | 128,966.66        | 74,191.64            | 8,005,722.85   |             |
|       | J R Fugett MS                 | 5137          | 9,376,451.04    | 1,446,723.24       | 2,814,141.23    | 434,203.04         | 17,153.66         | 113,778.71           | 14,202,450.92  |             |
|       | Mary C Howse El Sch           | 1457          | 5,266,687.09    | 1,019,304.71       | 1,580,683.48    | 305,922.51         | 12,297.05         | 81,565.25            | 8,266,460.09   |             |
|       | Penn Wood El Sch              | 4813          | 4,582,888.40    | 828,205.93         | 1,375,455.94    | 248,568.29         | 10,025.40         | 66,497.57            | 7,111,641.53   |             |
|       | Sarah W Starkweather El Sch   | 7324          | 5,143,265.34    | 956,712.10         | 1,543,641.09    | 287,136.70         | 11,507.47         | 76,328.01            | 8,018,590.71   |             |
|       | Stetson MS                    | 1451          | 9,001,383.78    | 1,436,883.34       | 2,701,572.82    | 431,249.80         | 17,012.57         | 112,842.87           | 13,700,945.18  |             |
|       | West Chester Bayard Rustin HS | 7894          | 13,521,050.44   | 2,265,840.94       | 4,058,054.10    | 680,043.69         | 24,966.24         | 165,598.83           | 20,715,554.24  |             |
|       | West Chester East HS          | 6734          | 12,576,505.15   | 2,149,162.74       | 3,774,569.02    | 645,025.22         | 23,709.41         | 157,262.42           | 19,326,233.96  |             |
|       | West Chester Henderson HS     | 1453          | 13,417,391.19   | 2,284,799.00       | 4,026,942.99    | 685,733.55         | 25,685.21         | 170,367.70           | 20,610,919.64  |             |
|       | Westtown-Thornbury El Sch     | 1458          | 4,590,930.95    | 883,572.54         | 1,377,869.73    | 265,185.40         | 91,404.71         | 70,578.66            | 7,279,541.99   |             |
| Total |                               |               | 117,119,149.42  | 20,221,195.10      | 35,150,807.68   | 6,068,959.20       | 781,369.26        | 1,569,010.05         | 180,910,490.71 |             |